

## Addendum Cover Page

---

<b>Proposal Descr:</b>	FAI Terminal Escalator Replacement		
<b>Program Number:</b>	NSAPT00431	<b>Addendum No.:</b>	01
<b>Federal Number:</b>		<b>Date Issued:</b>	August 12, 2020
<b>Letting Date/Time:</b>	08/18/2020 02:00:00 PM	<b>Number of Pages:</b>	1
<b>Previous Addenda Issued:</b>		<b>Issuing Officer:</b>	Ryan F. Anderson, P.E. - Northern Region Director
		<b>Email:</b>	nrdotpfcontracts@alaska.gov
		<b>Address:</b>	Department of Transportation & Public Facilities 2301 Peger Road Fairbanks, AK, 99709

---

Bidders are required to acknowledge receipt of this addendum prior to the hour and date set for the bid letting by one of the following methods:

- (a) By acknowledging receipt of this addendum on the bid submitted.
- (b) By fax or email, listed above, which includes a reference to the project and addendum number.

The bid documents require acknowledgement individually of all addenda to the drawings and/or specifications. This is a mandatory requirement and any bid received without acknowledgement of receipt of addenda may be classified as not being a responsive bid. If, by virtue of this addendum it is desired to modify a bid already submitted, such modification may be made by fax or email, provided such a fax or email, makes reference to this addendum and is received prior to the opening hour and date specified above. In the event of a bid delay, bidders submitting an electronic bid that have already submitted their bid prior to the bid delay must resubmit their bid utilizing all Bid Forms EBSX Files or their bid will not be received.

---

ADDENDUM TO THE CONTRACT DOCUMENTS	Page 1 of 2
Addendum No. <b>1</b>	<u>Date Addendum Issued</u> August 12, 2020
<u>Project Name:</u> FAI Terminal Escalator Replacement	
<u>Project No.:</u> NSAPT00431	

**THE SPECIAL PROVISIONS ARE MODIFIED AS FOLLOWS:**

**SECTION 01 57 21 INDOOR AIR QUALITY CONTROLS**

**1.01 SECTION INCLUDES** *Delete Items B and C in their entirety.*

**3.01 CONSTRUCTION PROCEDURES**

- B. *Add the following:* Provide localized dust control for dust producing activities, such as tenting work areas and removing all dust prior to removal of tenting.

**3.02 BUILDING FLUSH OUT** *Delete this subsection in its entirety.*

**3.03 AIR CONTAMINANT TESTING** *Delete this subsection in its entirety.*

**SECTION 02 41 19 SELECTIVE DEMOLITION**

**2.07 PROPOSED PROTECTION MEASURES** *Delete item A. and substitute the following:*

- A. Submit report, including Drawings, that indicate the measures proposed for protecting individuals and property; method to protect existing materials and finishes to be protected in place; storage location and plan to reinstall existing materials removed during the course of construction; and method for environmental protection, dust, and noise control. Indicate proposed locations and construction of barriers.

**SECTION 14 30 00 ESCALATORS**

**2.04 MECHANICAL COMPONENTS AND MISCELLANEOUS EQUIPMENT** *Delete item B Diagnostic Tools, in its entirety.*

**THE PLANS ARE MODIFIED AS FOLLOWS:**

Delete Plan Sheets A03, A04, A05, A06, A16, A18, and A24 with attached revised Plan Sheets Nos. A03, A04, A05, A06, A16, A18, and A24 identified at Attachment Nos. 1 through 7 to this Addendum.

**MAKE THE FOLLOWING PEN & INK CHANGES:**

**SHEET A00, STRUCTURAL NOTE Y:** *Replace note with, "SEE STRUCTURAL RECORD DOCUMENTS FOR SPECIFIC INFORMATION REGARDING LOAD BEARING MEMBERS, MECANICAL FASTENERS, MASTIC ADHESION, AND STRUCTURE.*

**SHEET A00, STRUCTURAL NOTE Z:** Delete "CIVIL OR".

**SHEET A01, NOTE D:** *Add* "AND ALL MATERIAL SUBMITTALS HAVE BEEN APPROVED BY THE ENGINEER".





**SHEET A01:** *Add Note E:* "DEMOLITION WILL ONLY COMMENCE WHEN ALL THE REQUIREMENTS OF SECTION 02 41 19 HAVE BEEN MET AND START OF WORK IS AUTHORIZED IN WRITING BY THE ENGINEER."

# Addendum No. 1, Attachment No. 1

## SECURITY DURING CONSTRUCTION PLAN NOTES

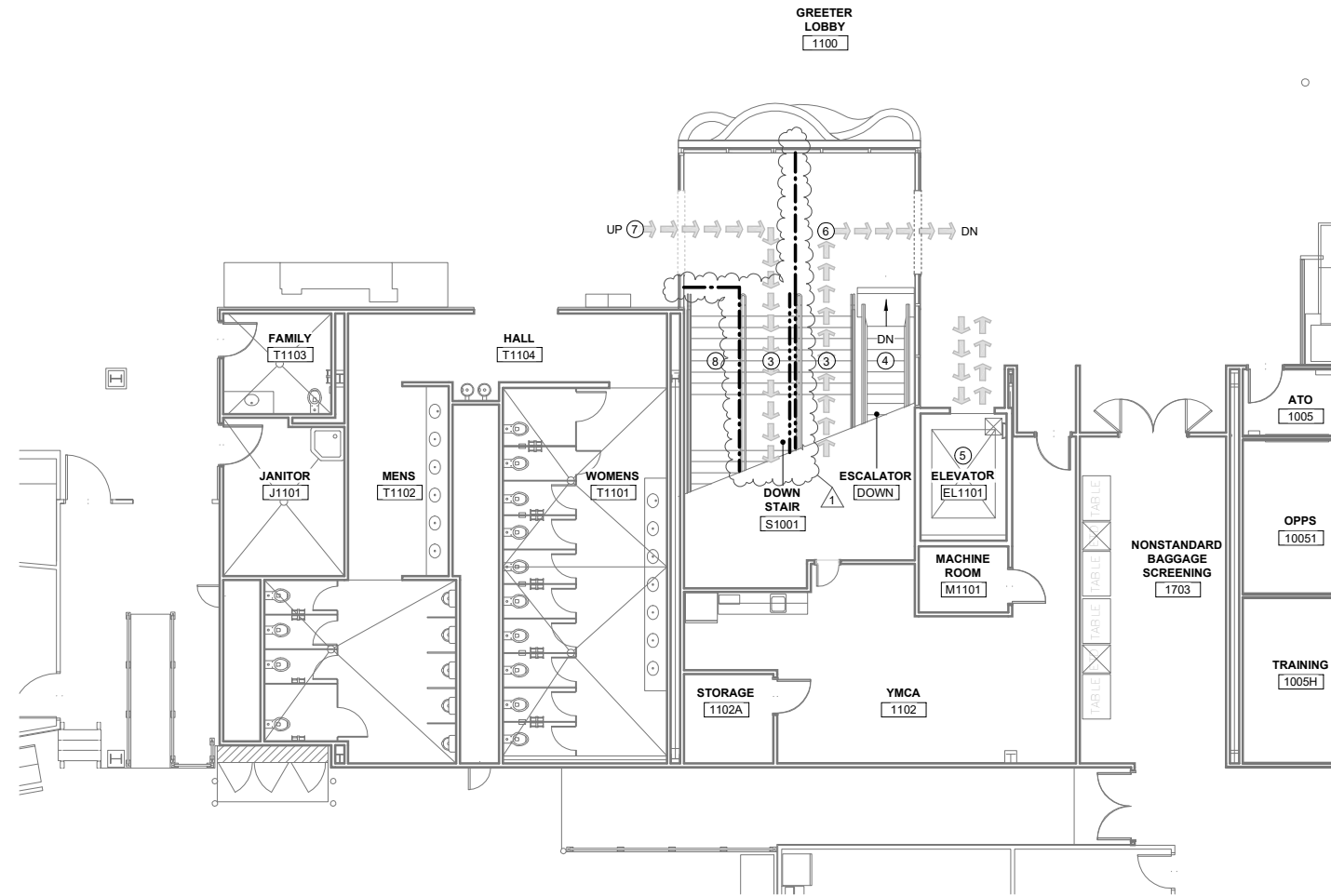
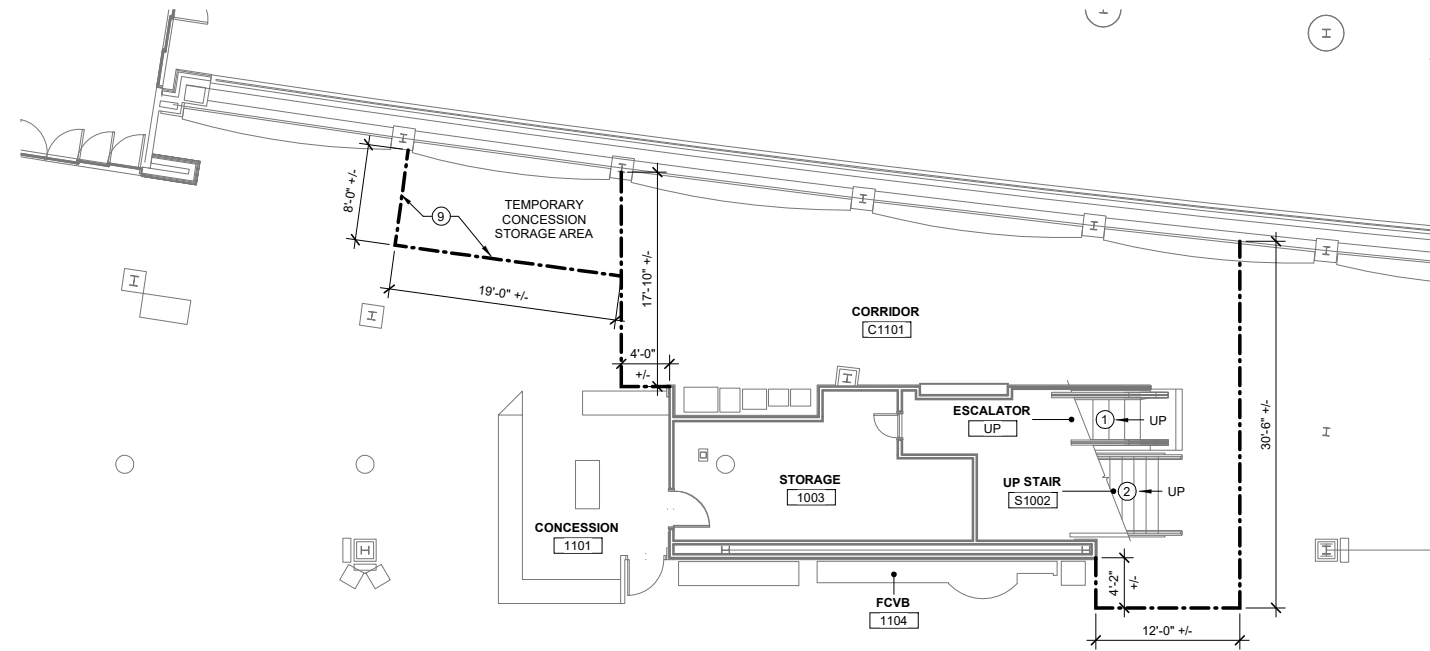
- A. THE INTENT OF THE SECURITY DURING CONSTRUCTION PLAN IS TO ISOLATE AREAS OF WORK TO MAINTAIN SECURE OPERATION OF FACILITY DURING CONSTRUCTION.
- B. SEE KEY AND PHASING PLAN FOR OVERVIEW.
- C. SEE A00 FOR ABBREVIATIONS, LEGENDS, SHEET SEQUENCE, ARCHITECTURAL NOTES, STRUCTURAL NOTES, AND MECHANICAL NOTES.
- D. PROVIDE SECURE ACCESS THROUGH TEMPORARY CONSTRUCTION BARRIERS FOR CONSTRUCTION PERSONNEL. COORDINATE WITH AIRPORT TO UPDATE TSA SECURITY PLAN.

## SECURITY DURING CONSTRUCTION LEGEND

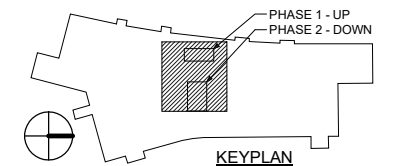
-  TEMPORARY CONSTRUCTION BARRIER, MINIMUM 8'-0" HIGH AROUND ENTIRE PHASE 1 WORK AREA AND AS SHOWN ON PLAN. SIMILAR TO DETAIL: 1  
A24
-  TEMPORARY SECURITY BARRIER, MINIMUM 8'-0" TO PROVIDE SECURE PASSENGER ACCESS FROM 1ST FLOOR TO 2ND FLOOR TSA SECURITY STATION AND FROM 2ND FLOOR CONCOURSE TO BAGGAGE CLAIM. SIMILAR TO DETAIL: 2  
A24
-  DIRECTION OF TRAVEL
-  BRIDGE SCAFFOLDING

## KEYNOTES

- ① EXISTING ESCALATOR OUT-OF-SERVICE DURING ENTIRE PHASE 1.
- ② STAIR S1002 OUT-OF-SERVICE DURING ENTIRE PHASE 1.
- ③ STAIR S1001 IN-SERVICE DURING ENTIRE PHASE 1.
- ④ EXISTING ESCALATOR IN-SERVICE DURING ENTIRE PHASE 1.
- ⑤ EXISTING ELEVATOR IN-SERVICE DURING BOTH PHASES PROVIDING DISABLED ACCESS FROM 1ST FLOOR TO TSA SECURITY STATION AND FROM CONCOURSE TO BAGGAGE CLAIM.
- ⑥ NORTH ONE-THIRD OF STAIR S1001 TO PROVIDE 2ND FLOOR EXITING AND CONCOURSE ACCESS TO BAGGAGE CLAIM.
- ⑦ MIDDLE OF STAIR S1001 TO PROVIDE SECURE ACCESS TO 2ND FLOOR TSA SECURITY STATION.
- ⑧ SOUTH ONE-THIRD OF STAIR S1001 OUT-OF-SERVICE DURING ENTIRE PHASE 1. PROVIDE TEMPORARY BRIDGE ABOVE.
- ⑨ PROVIDE TEMPORARY CONSTRUCTION BARRIER WITH SECURE LOCKED ACCESS FOR TEMPORARY RELOCATION OF STORAGE 1003 CONTENTS.




1 PHASE 1 - SECURITY DURING CONSTRUCTION PLAN - 1ST FLOOR  
A03 1/8" = 1'-0"



DESIGN	WCP
DRAWN	BDM
CHECKED	WTG

STATE OF ALASKA  
DEPARTMENT OF TRANSPORTATION AND PUBLIC FACILITIES  
NORTHERN REGION - DESIGN AND CONSTRUCTION - AVIATION



NO.	DATE	REVISIONS
1	10 AUG 2020	ADDENDUM 1

FAIRBANKS INTERNATIONAL AIRPORT  
FAIRBANKS TERMINAL ESCALATOR REPLACEMENT  
NSAPT00431  
PHASE 1 - SECURITY DURING CONSTRUCTION - 1ST FLOOR

# Addendum No. 1, Attachment No. 2

## SECURITY DURING CONSTRUCTION PLAN NOTES

A. SEE A03 FOR SECURITY DURING CONSTRUCTION NOTES.

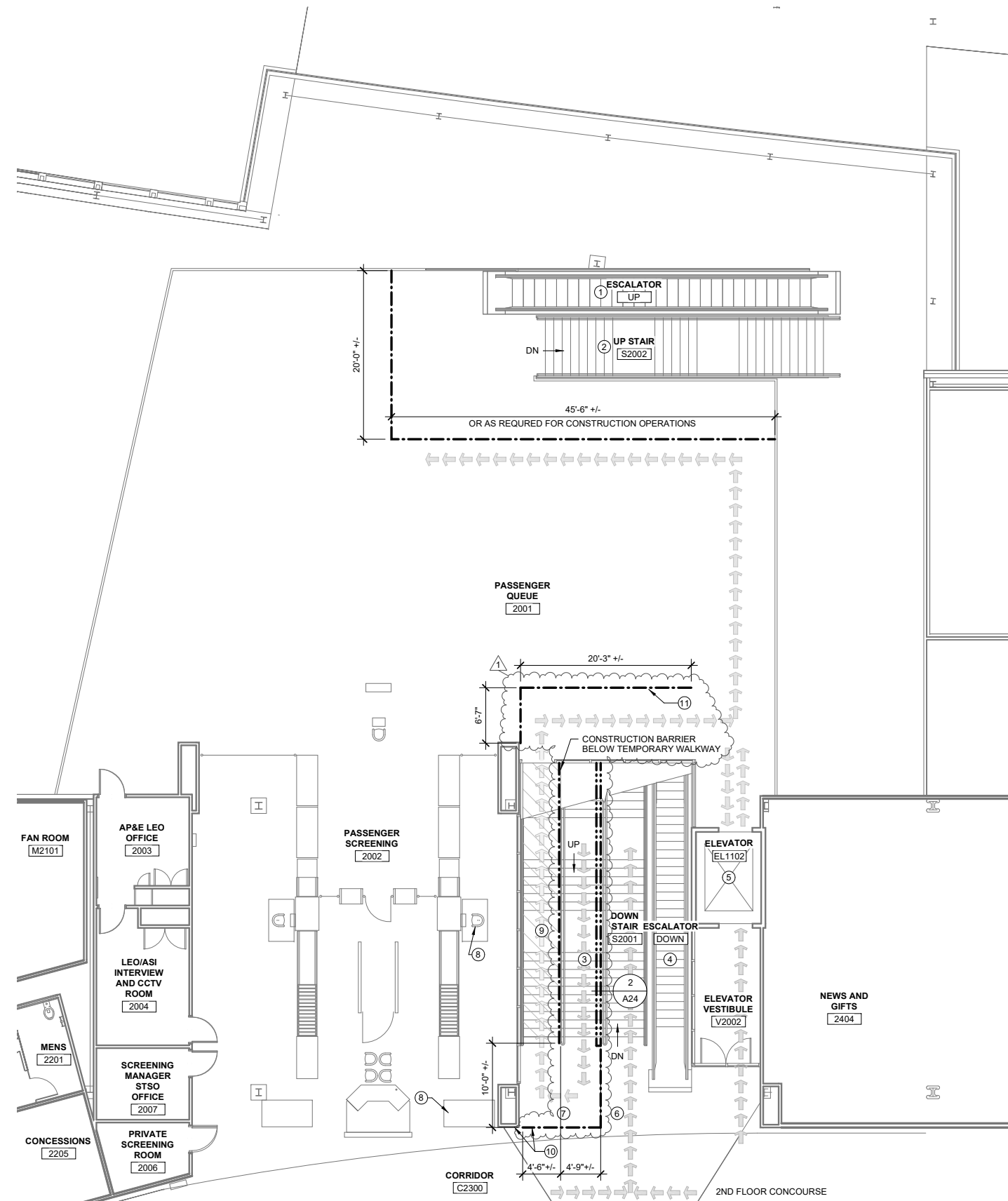
## SECURITY DURING CONSTRUCTION LEGEND

- TEMPORARY CONSTRUCTION BARRIER, MINIMUM 8'-0" HIGH AROUND ENTIRE PHASE 1 WORK AREA AND AS SHOWN ON PLAN. SIMILAR TO DETAIL: 1  
A24
- TEMPORARY SECURITY BARRIER, MINIMUM 8'-0" TO PROVIDE SECURE PASSENGER ACCESS FROM 1ST FLOOR TO 2ND FLOOR TSA SECURITY STATION AND FROM 2ND FLOOR CONCOURSE TO BAGGAGE CLAIM. SIMILAR TO DETAIL: 2  
A24
- DIRECTION OF TRAVEL

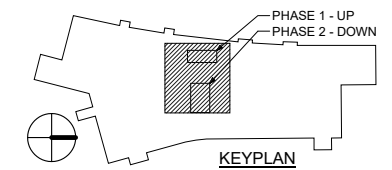


## KEYNOTES

- ① EXISTING ESCALATOR OUT-OF-SERVICE DURING ENTIRE PHASE 1.
- ② STAIR S1002 OUT-OF-SERVICE DURING ENTIRE PHASE 1.
- ③ STAIR S1001 IN-SERVICE DURING ENTIRE PHASE 1.
- ④ EXISTING ESCALATOR IN-SERVICE DURING ENTIRE PHASE 1.
- ⑤ EXISTING ELEVATOR IN-SERVICE DURING ENTIRE PHASE 1, PROVIDING DISABLED ACCESS FROM 1ST FLOOR TO TSA SECURITY STATION AND FROM CONCOURSE TO BAGGAGE CLAIM.
- ⑥ NORTH ONE-THIRD OF STAIR S1001 TO PROVIDE 2ND FLOOR EXITING AND CONCOURSE ACCESS TO BAGGAGE CLAIM.
- ⑦ SOUTH TWO-THIRDS OF STAIR S1001 TO PROVIDE SECURE ACCESS TO 2ND FLOOR TSA SECURITY STATION.
- ⑧ EQUIPMENT/ TABLE RELOCATED BY TSA.
- ⑨ TEMPORARY BRIDGE AND GUARDRAIL SYSTEM WITH 100 LB/SF PEDESTRIAN LOADING CAPACITY.
- ⑩ ALIGN WITH FACE OF COLUMN.
- ⑪ TO REMAIN IN-PLACE THROUGH PHASE 2.




1 A04 PHASE 1 - SECURITY DURING CONSTRUCTION PLAN - 2ND FLOOR  
1/8" = 1'-0"



DESIGN	WCP
DRAWN	BDM
CHECKED	WTG

**STATE OF ALASKA**  
DEPARTMENT OF TRANSPORTATION AND PUBLIC FACILITIES  
NORTHERN REGION - DESIGN AND CONSTRUCTION - AVIATION



NO.	DATE	REVISIONS
1	10 AUG 2020	ADDENDUM 1

**FAIRBANKS INTERNATIONAL AIRPORT**  
FAIRBANKS TERMINAL ESCALATOR REPLACEMENT  
NSAPT00431  
PHASE 1 - SECURITY DURING CONSTRUCTION - 2ND FLOOR

# Addendum No. 1, Attachment No. 3

## SECURITY DURING CONSTRUCTION PLAN NOTES

A. SEE A03 FOR SECURITY DURING CONSTRUCTION NOTES.

## SECURITY DURING CONSTRUCTION LEGEND

--- TEMPORARY CONSTRUCTION BARRIER, MINIMUM 8'-0" HIGH AROUND ENTIRE PHASE 1 WORK AREA AND AS SHOWN ON PLAN. SIMILAR TO DETAIL: 1 A24

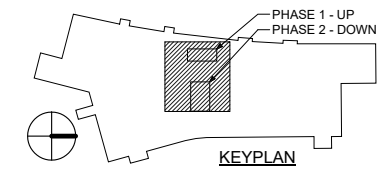
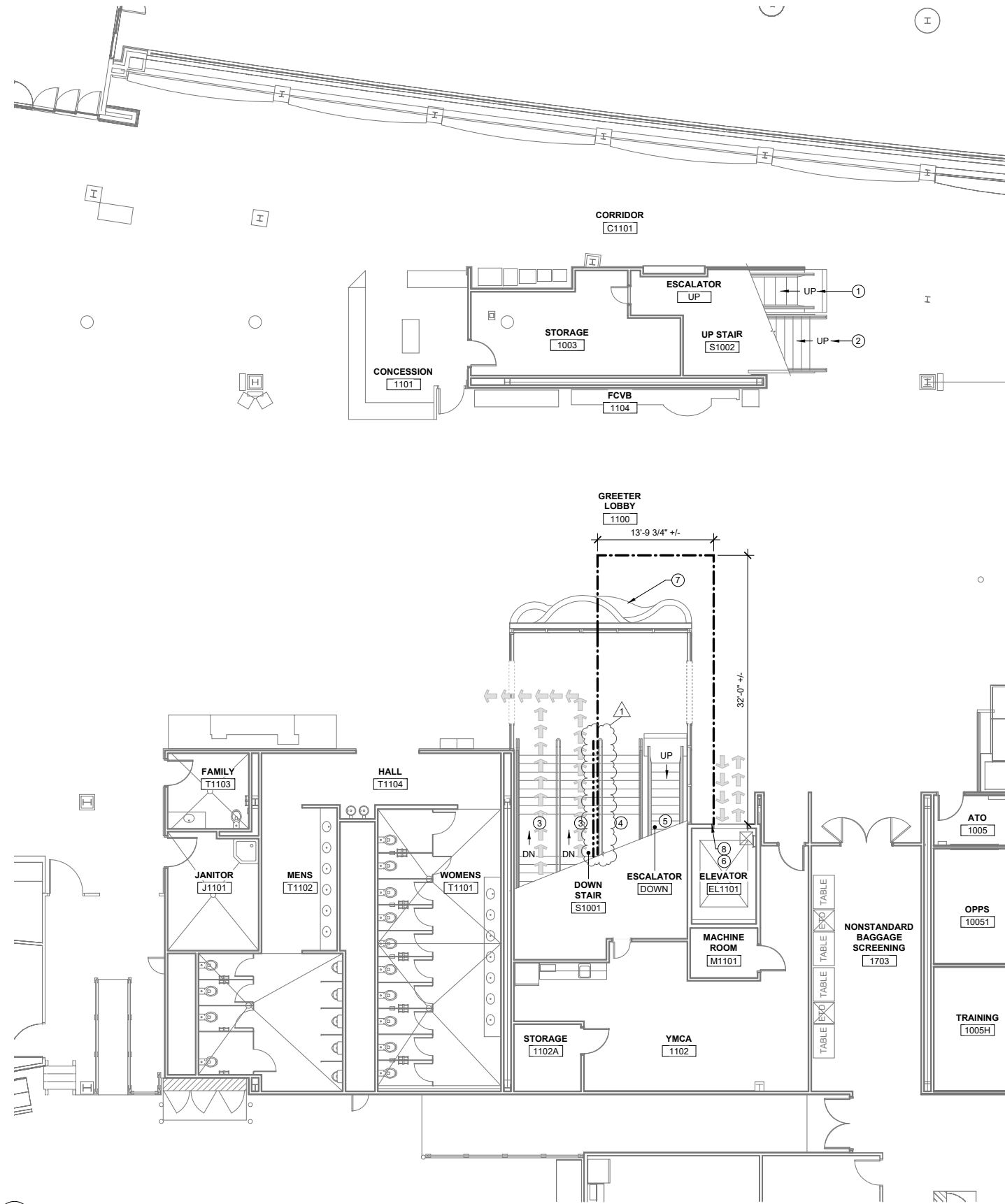
--- TEMPORARY SECURITY BARRIER, MINIMUM 8'-0" TO PROVIDE SECURE PASSENGER ACCESS FROM 1ST FLOOR TO 2ND FLOOR TSA SECURITY STATION AND FROM 2ND FLOOR CONCOURSE TO BAGGAGE CLAIM. SIMILAR TO DETAIL: 2 A24

→ → → → DIRECTION OF TRAVEL

BRIDGE SCAFFOLDING

## KEYNOTES


- ① UP ESCALATOR IN-SERVICE DURING ENTIRE PHASE 2.
- ② STAIR S1002 IN-SERVICE DURING ENTIRE PHASE 2.
- ③ SOUTH TWO-THIRDS OF STAIR S1001 IN-SERVICE DURING ENTIRE PHASE 2 FOR 2ND FLOOR EXITING AND PASSENGER ACCESS TO BAGGAGE CLAIM.
- ④ NORTH ONE-THIRD OF STAIR S1001 IN-SERVICE DURING ENTIRE PHASE 2 FOR CONSTRUCTION ACCESS TO ESCALATOR.
- ⑤ ESCALATOR OUT-OF-SERVICE DURING ENTIRE PHASE 2.
- ⑥ EXISTING ELEVATOR IN-SERVICE DURING ENTIRE PHASE 1, PROVIDING DISABLED ACCESS FROM 1ST FLOOR TO TSA SECURITY STATION AND FROM CONCOURSE TO BAGGAGE CLAIM.
- ⑦ CONCRETE SAND BOX TO REMAIN. COORDINATE TEMPORARY CONSTRUCTION TO MAINTAIN BARRIER AND PROTECT EXISTING FINISHES.
- ⑧ MAINTAIN ACCESS TO ELEVATOR CALL BUTTON



1 A05 PHASE 2 - SECURITY DURING CONSTRUCTION PLAN - 1ST FLOOR  
1/8" = 1'-0"

DESIGN	WCP
DRAWN	BDM
CHECKED	WTG

**STATE OF ALASKA**  
DEPARTMENT OF TRANSPORTATION AND PUBLIC FACILITIES  
NORTHERN REGION - DESIGN AND CONSTRUCTION - AVIATION



NO.	DATE	REVISIONS
1	10 AUG 2020	ADDENDUM 1

**FAIRBANKS INTERNATIONAL AIRPORT**  
FAIRBANKS TERMINAL ESCALATOR REPLACEMENT  
NSAPT00431  
PHASE 2 - SECURITY DURING CONSTRUCTION - 1ST FLOOR

# Addendum No. 1, Attachment No. 4

## SECURITY DURING CONSTRUCTION PLAN NOTES

A. SEE A03 FOR SECURITY DURING CONSTRUCTION NOTES.

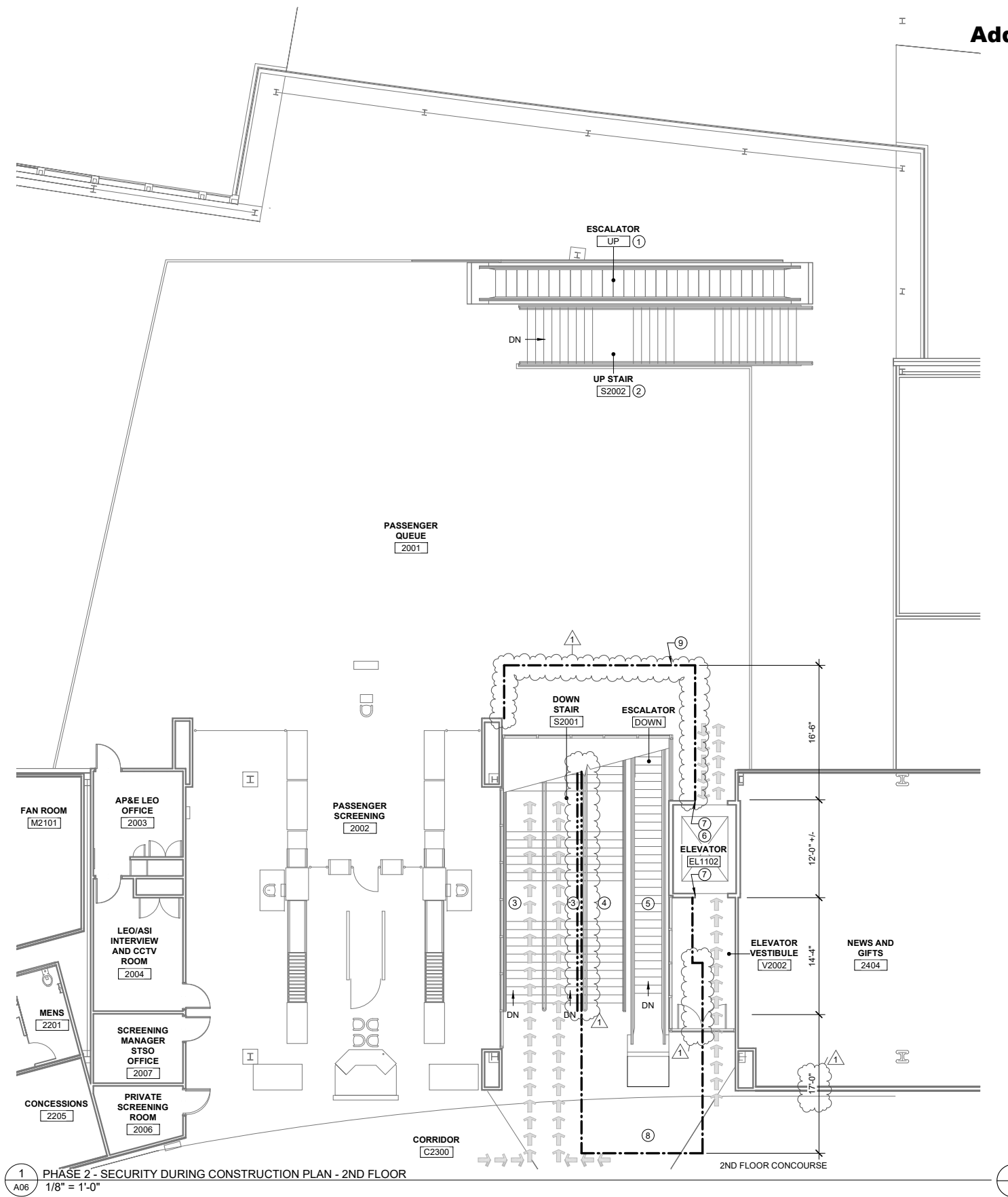
## SECURITY DURING CONSTRUCTION LEGEND

- TEMPORARY CONSTRUCTION BARRIER, MINIMUM 8'-0" HIGH AROUND ENTIRE PHASE 1 WORK AREA AND AS SHOWN ON PLAN. SIMILAR TO DETAIL: 1 A24
  - - - - - TEMPORARY SECURITY BARRIER, MINIMUM 8'-0" TO PROVIDE SECURE PASSENGER ACCESS FROM 1ST FLOOR TO 2ND FLOOR TSA SECURITY STATION AND FROM 2ND FLOOR CONCOURSE TO BAGGAGE CLAIM. SIMILAR TO DETAIL: 2 A24
- DIRECTION OF TRAVEL

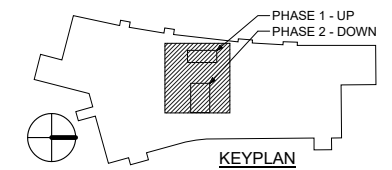


## KEYNOTES

- ① UP ESCALATOR IN-SERVICE DURING ENTIRE PHASE 2.
- ② STAIR S1002 IN-SERVICE DURING ENTIRE PHASE 2.
- ③ SOUTH TWO-THIRDS OF STAIR S1001 IN-SERVICE DURING ENTIRE PHASE 2 TO PROVIDE 2ND FLOOR EXITING AND CONCOURSE ACCESS TO BAGGAGE CLAIM.
- ④ NORTH ONE-THIRD OF STAIR S1001 IN-SERVICE DURING ENTIRE PHASE 2 FOR CONSTRUCTION ACCESS TO ESCALATOR.
- ⑤ ESCALATOR OUT-OF-SERVICE DURING ENTIRE PHASE 2.
- ⑥ EXISTING ELEVATOR IN-SERVICE DURING ENTIRE PHASE 1, PROVIDING DISABLED ACCESS FROM 1ST FLOOR TO TSA SECURITY STATION AND FROM CONCOURSE TO BAGGAGE CLAIM.
- ⑦ MAINTAIN ACCESS TO ELEVATOR CALL BUTTON.
- ⑧ PROTECT MAPLE FLOORING.
- ⑨ EXTEND BARRIER FROM PHASE 1.




1 A06 PHASE 2 - SECURITY DURING CONSTRUCTION PLAN - 2ND FLOOR  
1/8" = 1'-0"



DESIGN	WCP
DRAWN	BDM
CHECKED	WTG

**STATE OF ALASKA**  
DEPARTMENT OF TRANSPORTATION AND PUBLIC FACILITIES  
NORTHERN REGION - DESIGN AND CONSTRUCTION - AVIATION











NO.	DATE	REVISIONS
1	10 AUG 2020	ADDENDUM 1

**FAIRBANKS INTERNATIONAL AIRPORT**  
FAIRBANKS TERMINAL ESCALATOR REPLACEMENT  
NSAPT00431  
PHASE 2 - SECURITY DURING CONSTRUCTION - 2ND FLOOR






# Addendum No. 1, Attachment No. 5

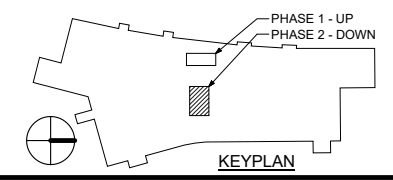
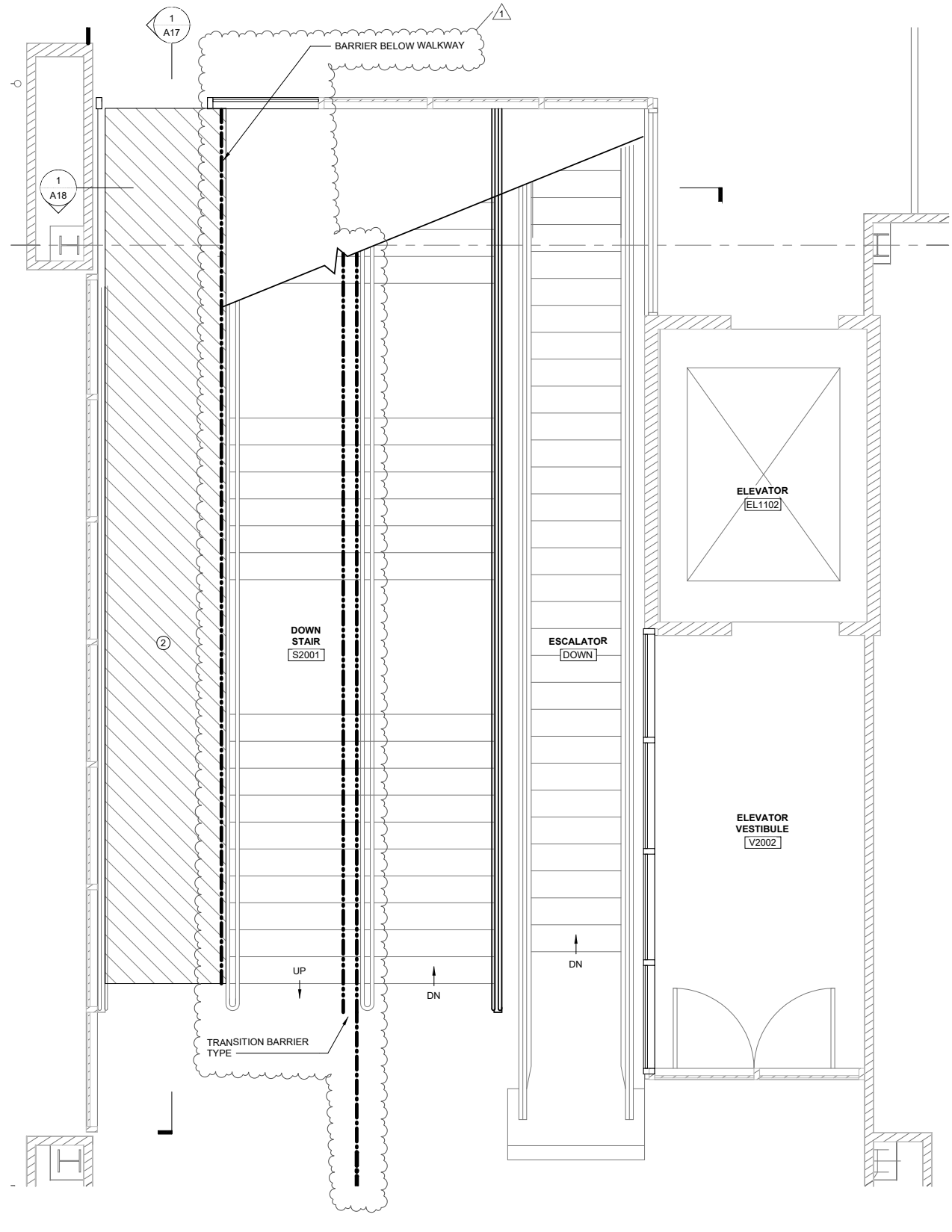
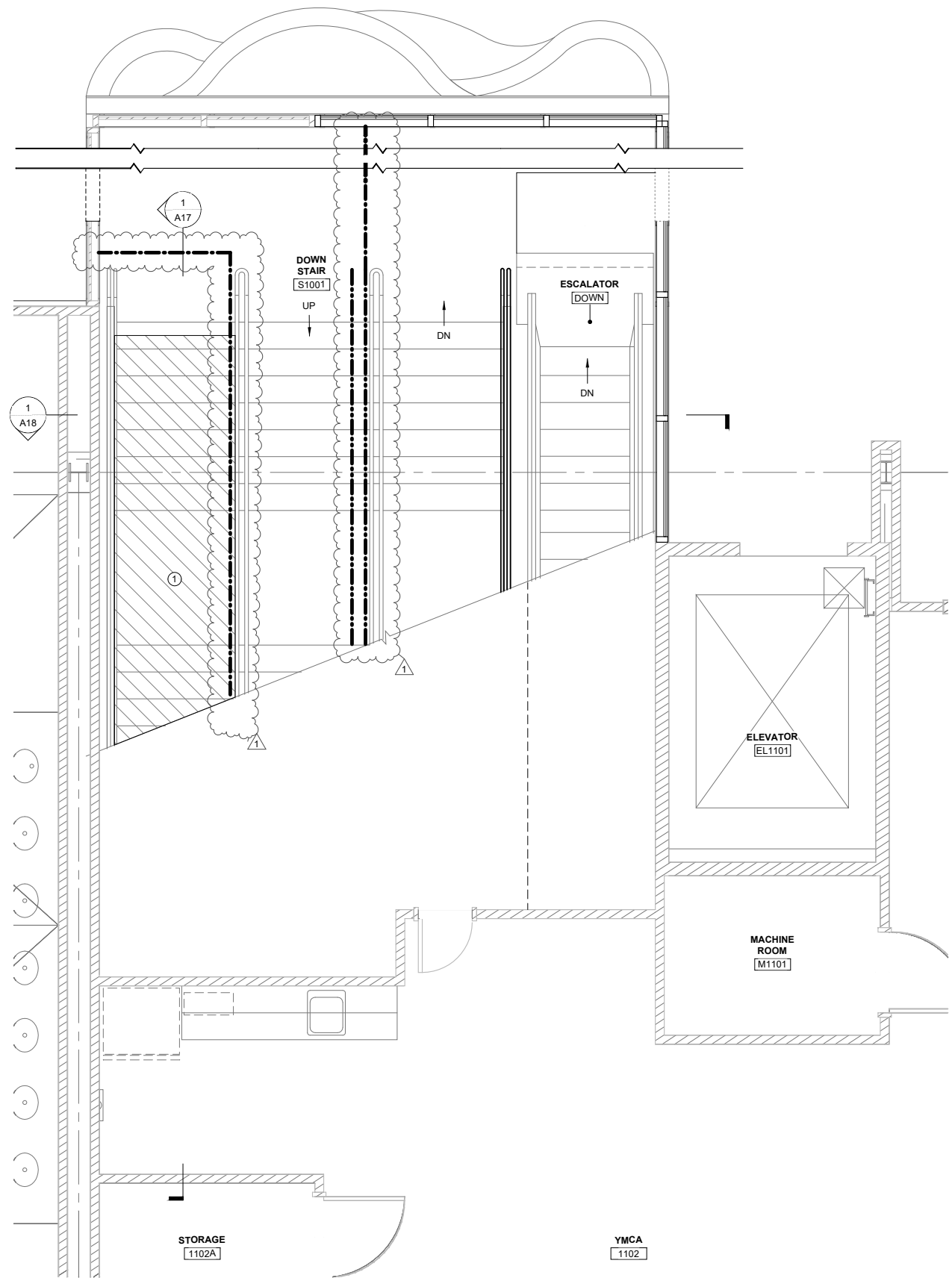
**ESCALATOR PLAN NOTES**  
SEE A11 FOR ESCALATOR PLAN NOTES.



**ESCALATOR LEGEND**

-  EXISTING CONSTRUCTION
-  NEW CONSTRUCTION
-  TEMPORARY CONSTRUCTION BARRIER, MINIMUM 8'-0" HIGH AROUND ENTIRE PHASE 1 WORK AREA AND AS SHOWN ON PLAN. SIMILAR TO DETAIL: 
-  TEMPORARY SECURITY BARRIER, MINIMUM 8'-0" TO PROVIDE SECURE PASSENGER ACCESS FROM 1ST FLOOR TO 2ND FLOOR TSA SECURITY STATION AND FROM 2ND FLOOR CONCOURSE TO BAGGAGE CLAIM. SIMILAR TO DETAIL: 
-  TEMPORARY BRIDGE SCAFFOLDING 

**KEYNOTES**

-  SEE SECTIONS FOR TEMPORARY BRIDGE CONSTRUCTION ABOVE
-  SEE SECTIONS FOR TEMPORARY BRIDGE CONSTRUCTION
-  SEE PLANS FOR PHASE 2 WORK  




 **1** PHASE 1 - DOWN ESCALATOR ENLARGED PLAN - 1ST FLOOR   
3/8" = 1'-0"

 **2** PHASE 1 - DOWN ESCALATOR ENLARGED PLAN - 2ND FLOOR   
3/8" = 1'-0"

DESIGN	WCP
DRAWN	BDM
CHECKED	WTG

**STATE OF ALASKA**  
DEPARTMENT OF TRANSPORTATION AND PUBLIC FACILITIES  
NORTHERN REGION - DESIGN AND CONSTRUCTION - AVIATION



NO.	DATE	REVISIONS
1	10 AUG 2020	ADDENDUM 1




**FAIRBANKS INTERNATIONAL AIRPORT**  
FAIRBANKS TERMINAL ESCALATOR REPLACEMENT  
NSAPT00431  
PHASE 1 - DOWN ESCALATOR - ENLARGED PLANS



**Addendum No. 1, Attachment No. 6**

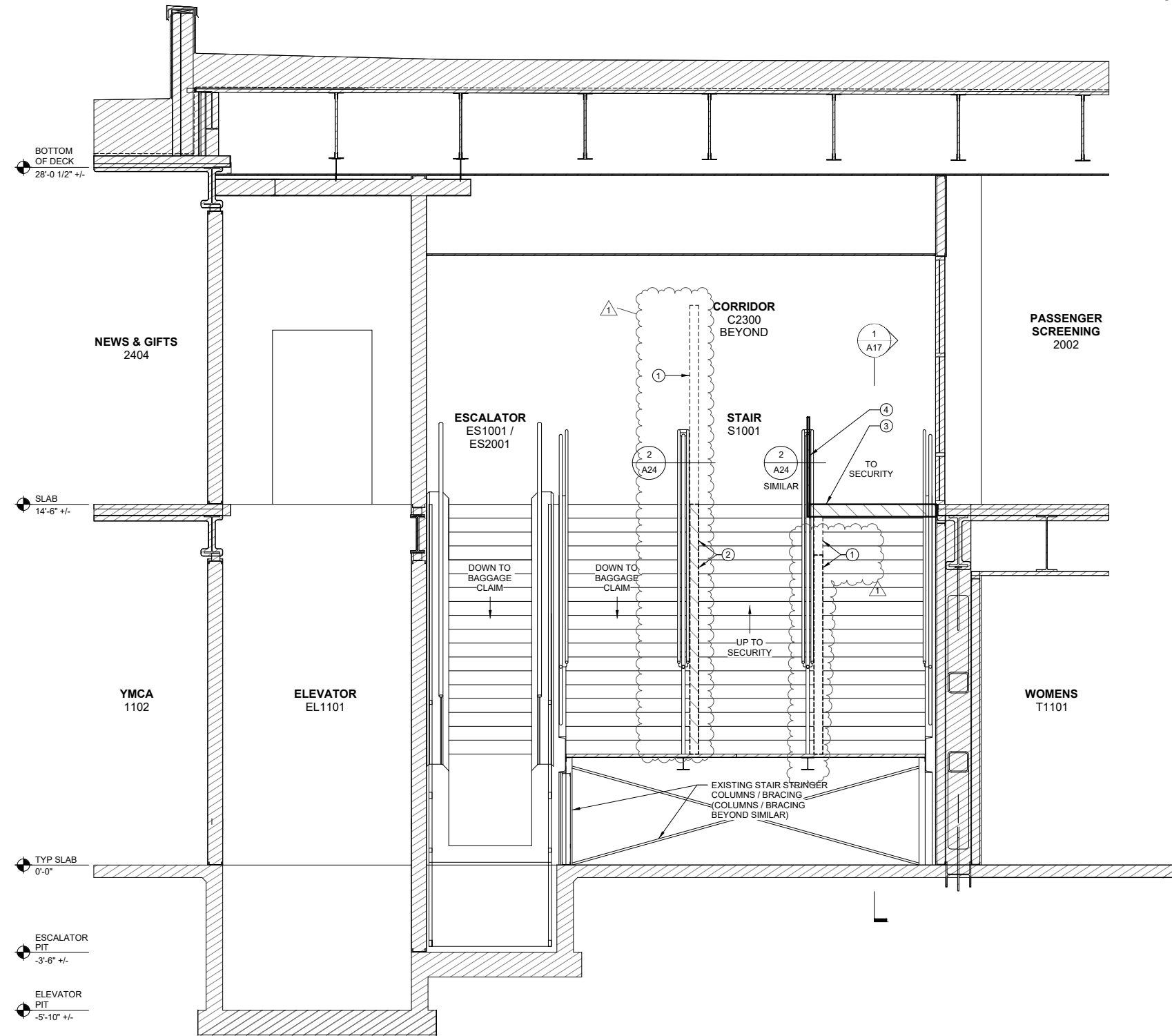
**ESCALATOR SECTION NOTES**  
A. SEE A12 FOR ESCALATOR SECTION NOTES.

**ESCALATOR LEGEND**

-  EXISTING CONSTRUCTION
-  NEW CONSTRUCTION
-  TEMPORARY BRIDGE SCAFFOLDING

**KEYNOTES**

- ① TEMPORARY CONSTRUCTION BARRIER TO 8'-0" PER DETAIL. 1  
A24
- ② TEMPORARY 8'-0" HIGH 2x4 PAINTED PLYWOOD BARRIER, TYPICAL. SEE DETAIL: 2  
A24
- ③ TEMPORARY SCAFFOLDING BRIDGE PLATFORM. PROVIDE FLUSH TRANSITIONS AT CHANGES IN FLOORING MATERIALS, TYPICAL. MEET ALL ADA REQUIREMENTS FOR PUBLIC ACCESS.
- ④ TEMPORARY 42" HIGH 1/2" PLYWOOD GUARD AT BOTH SIDES TEMPORARY SCAFFOLD, PAINT AND EASE ALL EDGES. AFIX TO SCAFFOLDING GUARDRAIL SYSTEM.



1  
A18 PHASE 1 - DOWN ESCALATOR SECTION - EAST  
3/8" = 1'-0"

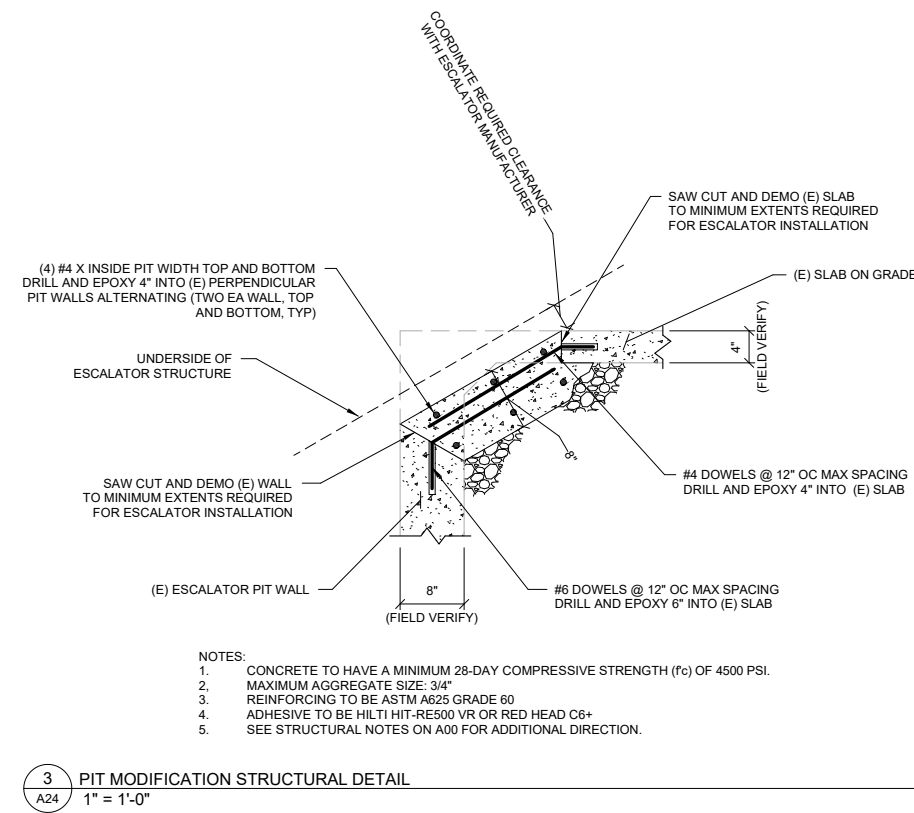
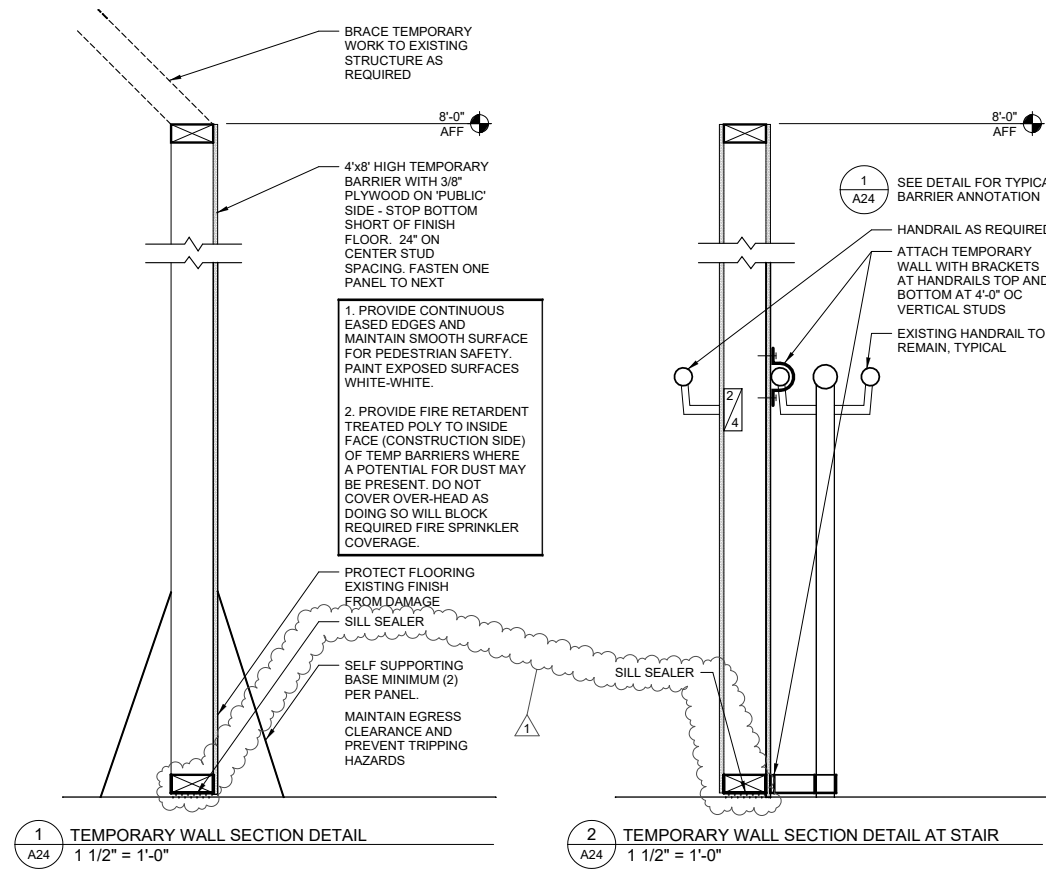
DESIGN	WCP
DRAWN	BDM
CHECKED	WTG

**STATE OF ALASKA**  
DEPARTMENT OF TRANSPORTATION AND PUBLIC FACILITIES  
NORTHERN REGION - DESIGN AND CONSTRUCTION - AVIATION



NO.	DATE	REVISIONS
1	10 AUG 2020	ADDENDUM 1

**FAIRBANKS INTERNATIONAL AIRPORT**  
FAIRBANKS TERMINAL ESCALATOR REPLACEMENT  
NSAPT00431  
PHASE 1 - DOWN ESCALATOR - SECTION - EAST



DESIGN	WCP
DRAWN	BDM
CHECKED	WTG

**STATE OF ALASKA**  
DEPARTMENT OF TRANSPORTATION AND PUBLIC FACILITIES  
NORTHERN REGION - DESIGN AND CONSTRUCTION - AVIATION



NO.	DATE	REVISIONS
1	10 AUG 2020	ADDENDUM 1

**FAIRBANKS INTERNATIONAL AIRPORT**  
FAIRBANKS TERMINAL ESCALATOR REPLACEMENT  
NSAPT00431  
DETAILS