





BACK POLE SLEEVE





FRONT POLE SLEEVE

-  Bleed Size: 23"W x 14"H
-  Finish Size: 18"W x 12"H
-  Safe Zone: 15.5"W x 9.5"H
-  Pole Sleeve Sewing

IMPORTANT!

PLEASE READ BEFORE SUBMITTING ARTWORK

- Keep your design within the ART layer only.
- Fill Bleed with artwork. Needed for finishing.
- DO NOT hide, delete or rename other layers.
- DO NOT resize template and/or change size or shape.
- Keep all important artwork inside the Safe Zone.
 - Convert all text to outlines.
 - Embed all links or provide links separately.
- Use Pantone Solid Coated Colors to ensure the best color matching. Final output will be in Solid Uncoated Colors.
 - Use CMYK for gradients.
 - Save and send file as PDF.

-  Bleed Size: 23"W x 14"H
-  Finish Size: 18"W x 12"H
-  Safe Zone: 15.5"W x 9.5"H
-  Pole Sleeve Sewing

- IMPORTANT!**
PLEASE READ BEFORE SUBMITTING ARTWORK
- Keep your design within the ART layer only.
 - Fill Bleed with artwork. Needed for finishing.
 - DO NOT hide, delete or rename other layers.
 - DO NOT resize template and/or change size or shape.
 - Keep all important artwork inside the Safe Zone.
 - Convert all text to outlines.
 - Embed all links or provide links separately.
 - Use Pantone Solid Coated Colors to ensure the best color matching. Final output will be in Solid Uncoated Colors.
 - Use CMYK for gradients.
 - Save and send file as PDF.

FRONT POLE SLEEVE

BACK POLE SLEEVE