





Back Sleeve

Front Sleeve

# SIDE 1

-  Bleed Size: 35"W x 74"H
-  Finish Size: 30"W x 72"H
-  Safe Zones: 22"W x 67"H
-  Pole Sleeve Sewing

## IMPORTANT!

PLEASE READ BEFORE SUBMITTING ARTWORK

- Keep your design within the ART layer only.
- Fill Bleed with artwork. Needed for finishing.
- DO NOT hide, delete or rename other layers.
- DO NOT resize template and/or change size or shape.
- Keep all important artwork inside the Safe Zone.
  - Convert all text to outlines.
- Embed all links or provide links separately.
- Use Pantone Solid Coated Colors to ensure the best color matching. Final output will be in Solid Uncoated Colors.
  - Use CMYK for gradients.
  - Save and send file as PDF.





Back Sleeve

Front Sleeve

Back Sleeve

Front Sleeve

# SIDE 2

-  Bleed Size: 35"W x 74"H
-  Finish Size: 30"W x 72"H
-  Safe Zones: 22"W x 67"H
-  Pole Sleeve Sewing

## IMPORTANT!

PLEASE READ BEFORE SUBMITTING ARTWORK

- Keep your design within the ART layer only.
- Fill Bleed with artwork. Needed for finishing.
- DO NOT hide, delete or rename other layers.
- DO NOT resize template and/or change size or shape.
- Keep all important artwork inside the Safe Zone.
  - Convert all text to outlines.
- Embed all links or provide links separately.
- Use Pantone Solid Coated Colors to ensure the best color matching. Final output will be in Solid Uncoated Colors.
  - Use CMYK for gradients.
  - Save and send file as PDF.

Back Sleeve

Front Sleeve