




FRONT SLEEVE

FRONT SLEEVE

FRONT SLEEVE

SIDE 1





-  Bleed Size: 19.5"W x 62.5"H
-  Finish Size: 18"W x 61"H
-  Safe Zone: 12"W x 53"H
-  Pole Sleeve Sewing

IMPORTANT!

PLEASE READ BEFORE SUBMITTING ARTWORK

- Keep your design within the ART layer only.
- Fill Bleed with artwork. Needed for finishing.
- DO NOT hide, delete or rename other layers.
- DO NOT resize template and/or change size or shape.
- Keep all important artwork inside the Safe Zone.
- Convert all text to outlines.
- Embed all links or provide links separately.
- Use Pantone Solid Coated Colors to ensure the best color matching. Final output will be in Solid Uncoated Colors.
- Use CMYK for gradients.
- Save and send file as PDF.

SIDE 2

-  Bleed Size: 19.5"W x 62.5"H
-  Finish Size: 18"W x 61"H
-  Safe Zone: 12"W x 53"H
-  Pole Sleeve Sewing

IMPORTANT!

PLEASE READ BEFORE SUBMITTING ARTWORK

- Keep your design within the ART layer only.
- Fill Bleed with artwork. Needed for finishing.
- DO NOT hide, delete or rename other layers.
- DO NOT resize template and/or change size or shape.
- Keep all important artwork inside the Safe Zone.
- Convert all text to outlines.
- Embed all links or provide links separately.
- Use Pantone Solid Coated Colors to ensure the best color matching. Final output will be in Solid Uncoated Colors.
- Use CMYK for gradients.
- Save and send file as PDF.

FRONT SLEEVE

FRONT SLEEVE