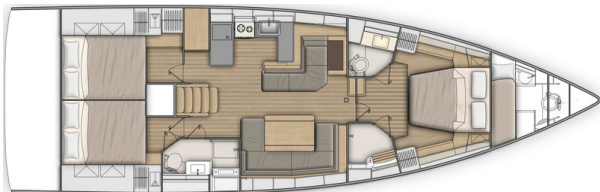
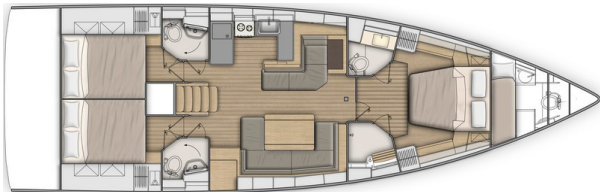




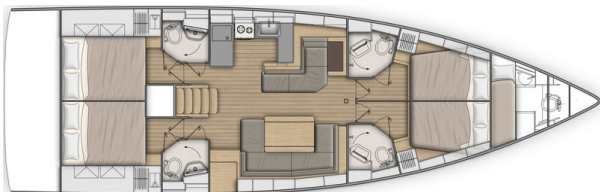
3 cabins 2 heads version:



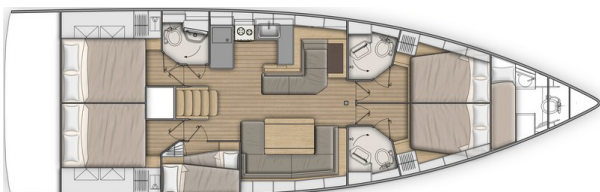
3 cabins 3 heads version:



4 cabins 4 heads version:



5 cabins 3 heads version:



## GENERAL SPECIFICATIONS

• Overall Length (L.O.A) (with bowsprit)	15,94 m	52'4"
• Overall Length (L.O.A) (standard)	15,43 m	50'7"
• Hull length	14,98 m	49'2"
• L.W.L.	14,52 m	47'8"
• Hull Beam	4,80 m	15'9"
• Deep draft (Cast iron)	2,36 m	7'9"
• Deep ballast weight	3 396 kg	7,485 lbs
• Shallow draft (Cast iron)	1,92 m	6'4"
• Shallow ballast weight	3 604 kg	7,943 lbs
• Performance draft (Cast iron/Lead)	2,88 m	9'5"
• Ballast weight performance	3 198 kg	7,048 lbs
• Air draft:		
- Mast 2 spreaders	21,40 m	70'3"
- Mast Performance	22,91 m	75'2"
• Light displacement	13 930 kg	30,702 lbs
• Fuel tank capacity (standard)	200 L	53 US Gal
• Fuel tank capacity (Option)	200 L	53 US Gal
• Fresh water capacity (standard)	440 L	116 US Gal
• Fresh water capacity (Option)	330 L	87 US Gal
• Engine power (standard)	80 HP	80 HP
• Engine power (Option)	110 HP	110 HP

## ARCHITECTS / DESIGNERS

- Naval Architect: Berret Racoupeau Yacht Design
- Outside & interior design: Nauta Design

## CE CERTIFICATION\*

- Category A - 13 people
- Category B - 14 people
- Category C - 16 people

## STANDARD SAILS DIMENSIONS

• Furling mainsail (standard)	45 m <sup>2</sup>	484 sq/ft
• Self-tacking jib (standard)	46,1 m <sup>2</sup>	496 sq/ft
• Classic mainsail	57 m <sup>2</sup>	613 sq/ft
• Genoa - 105 %	65 m <sup>2</sup>	700 sq/ft
• Code 0	138 m <sup>2</sup>	1,485 sq/ft
• Asymmetrical spinnaker	180 m <sup>2</sup>	1,937 sq/ft
• I	18,32 m	60'1"
• J	6,3 m	20'8"
• P - Roller furling mast	17,47 m	57'4"
• P - Mast 2 spreaders	17,58 m	57'8"
• E	5,50 m	18'1"

## PERFORMANCE (3 spreaders mast)

• Classic mainsail	63,5 m <sup>2</sup>	683 sq/ft
• Genoa	72 m <sup>2</sup>	775 sq/ft
• I	19,82 m	65'
• J	6,3 m	20'8"
• P	19,20 m	63'
• E	5,50 m	18'1"





## STANDARD EQUIPMENT

### CONSTRUCTION

- Design made following European Directive requirements and according to CE certification
- Vacuum infused hull (GRP / Sandwich balsa wood)
- Vacuum infused structural inner liner (Fabric - resin) bonded to the hull
- Injected deck construction in glass fiber and Saerform foam sandwich, covered with non-slip diamond pattern
- Cast iron keel fixed with bolts and stainless steel backing plates
- Twin rudders affixed with stainless steel stock
- White hull - Grey metal hull decoration
- 8 Hull portholes

### DECK EQUIPMENT

#### RIGGING

- Anodized aluminium mast, deck stepped with in-mast furling system, 2 Aft swept spreaders
- Anodized aluminum boom
- Discontinuous stainless steel standing rigging
- Split backstay
- Rigid boom vang
- Self-tacking jib with on-deck furler
- 2 Stand Up mainsheet blocks on the coachroof
- 1 Self-tacking jib track with traveller
- All lines brought back to the helm stations (except boom topping lift and genoa halyard)
- Complete running rigging: Main halyard, Genoa halyard with mast-tie rail, Boom topping lift with cleat on mast, Mainsheet, 1 Self-tacking jib sheet
- 6 Clutches
- Halyard covers

#### WINCHES

- 1 Self tailing winch (H50.2 STA) at each helm station
- 2 Aluminium Speed Grip winch handles
- 2 Winch handle holders

#### SAILS

- Dacron furling mainsail with Natural UV protection
- Dacron self-tacking jib with Natural UV protection

#### MOORING - ANCHORING GEAR

- Self-draining chain locker - Clench bolt - Hatch cover
- Single roller stainless steel bow fitting with offset roller
- 12 V - 1 500 W vertical electric windlass - Remote control
- 6 Aluminum mooring cleats, Length: 400 mm / 15<sup>3</sup>/<sub>4</sub> - Stainless steel chafing plate

#### SAIL LOCKER

- Access through deck hatch T70, Passage width: 62 cm / 2'
- Stainless steel ladder
- Shelving unit
- Lighting
- 1 115 V Power outlet

#### SAFETY ON DECK

- 1 Open stainless steel pulpit
- 2 Stainless steel aft pushpits
- 2 stainless steel handrails on coachroof
- 1 Ring lifebuoy bracket
- Welded ring on pushpit for flag
- Double guard lines and stainless steel stanchions, 650 mm / 2'2" - Side boarding gate on either side
- Emergency ladder on pushpit

### COCKPIT

- Self-bailing cockpit
- 2 Watertight lockers under the cockpit benches
- 1 Locker in cockpit bottom
- 1 Gas compartment under port helmsman seat
- Natural solid wood slatted cockpit benches
- Solid wood slatted helm seats with starboard storage locker
- Foldaway helmsman foot chock
- 2 Steering wheel consoles: Stainless steel steering wheels (900 mm diameter / 2'11") - Anthracite leather covering - Steering gear at the helm station - Steering line transmission system - Stainless steel handrail
- 2 Deck access for emergency tiller
- 1 Emergency tiller
- 1 Steering compass on the cockpit table
- Engine throttle and control panel on starboard
- Cockpit table, stainless steel support, 2 Compact leaves with teak finish, lighting, 4 cup holders, stainless steel handrail, Life raft storage
- 1 Cockpit shower with mixer tap
- 2 Hinged PMMA companionway doors - Sliding hatch made of PMMA

### SWIM PLATFORM / STERN DECK

- Fully opening transom, convertible into swim platform (2,65 m x 0,80 m / 8'8" x 2'7")
- Intermediate cockpit access step
- Electrically operated
- Natural solid wood decking on swim platform
- 1 Stainless steel, removable bathing ladder with dedicated stowage in the cockpit

### INTERIOR

- Alpi Mahogany wood interior
- Parquet type laminated floors
- Fabric upholstery
- Mattresses in the cabins, HR35kg/m<sup>3</sup> foam

### Standard version: 3 cabins 2 heads version

#### COMPANIONWAY

Headroom: 2,03 m / 6'8"

- Wooden salon companionway with molded wood hanging steps with non-slip surface
- 2 Stainless steel handrails covered with anthracite leather

#### SALON - STARBOARD

Headroom: 2,03 m / 6'8"

- U-shaped salon bench - Double density foam
- 1 Flexible and swivelling reading light
- Salon table - Varnished wooden top
- Storage under bench seats
- Mirror on forward bulkhead
- Bottle rack behind the bench against the forward bulkhead
- 2 Panoramic coachroof windows with curtains
- 2 Hull portholes
- 1 Opening portlight with curtains in the coachroof side window
- 2 Opening deck hatches with mosquito blinds

#### CHART TABLE - PORTSIDE

Headroom: 1,97 m / 6'6"

- Table with storage - molded wood fiddle - Laminated covering
- Seat with backrest, lounge function
- Electrical panel for access to electrical connections
- 2 Reading lights, flexible and swivelling
- 2 USB sockets
- Mirror on forward bulkhead
- Bookshelf against forward bulkhead
- 1 Hull porthole



## GALLEY - PORTSIDE

Headroom: 1,94 m / 6'4"

- U-shaped galley
- Counter-top in Clay compact with Corian fiddles
- 1 rectangular stainless steel sink - 1 Mixer tap with hot/cold water under pressure
- 1 Gas stove 2 burners - Stainless steel oven on gimbal - Stainless steel protection handrail
- 1 100 L ice box, top opening (without refrigeration unit)
- 1 130 L refrigerator (12 V), front opening
- Fitted cupboards and closed cubbyholes
- Bin with access on the counter-top
- 1 Lower unit: 3 Drawers
- 1 Opening portlight with curtains in the coachroof side window
- 1 Hull porthole

## PANTRY - PORTSIDE

Headroom: 1,98 m / 6'6"

- Access via galley
- Large storage area (1 Hanging locker, Cupboard units)
- Place for washing machine (optional) instead of high unit
- Place for wine cellar or negative cold conservator, 1 drawer (optional) instead of the low cupboard
- 1 Opening portlight with curtains in the coachroof side window

## OWNER'S CABIN

Headroom: 1,95 m / 6'5"

- Central double bed Island bed type, mounted on gas struts (2,05 m x 1,60 m x 1,23 m / 6'9" x 5'3" x 4')
- 2 Hanging lockers, Open storage compartment along the hull, 6 Upper lockers, 1 Storage space under bed (Drawer under the bed + Central stowage under bed)
- 1 Seat on both sides of the bed
- 2 Bedside tables with seat
- 2 Reading lights
- 2 USB sockets
- 1 Low shoe storage unit, 1 Mirror on bulkhead
- 2 Flush deck hatches with mosquito blind
- 2 Hull portholes with sliding blind

## 2 PRIVATE HEADS:

Headroom: 1,85 m / 6'1"

to port:

- Manual marine toilet
- 1 80 L / 21 US Gal Rigid holding tank
- White polyester basin built into the Corian Clay counter-top, Mixer tap
- 1 Cabinet - Mirror
- Toilet accessories
- 1 Deck hatch with mosquito blind

to starboard:

- Shower with wooden seat, white polyester shower base
- 2 Storage closets
- 1 Deck hatch with mosquito blind

## PORT AFT CABIN

Headroom: 1,97 m / 6'6"

- 1 Double bed (2,10 m x 1,60 m / 6'11" x 5'3")
- 2 Hanging lockers - 1 Cupboard - Closed cubbyholes
- 1 Bed access sideboard
- 2 Flexible and multi-directional reading lights at bedhead
- 1 USB socket
- 1 Hull porthole with sliding blind
- 1 Cockpit opening window with curtain under cockpit seats
- 1 Fixed cockpit window with curtain on the coaming

## STARBOARD AFT CABIN

Headroom: 1,97 m / 6'6"

- 1 Double bed (2,10 m x 1,60 m / 6'11" x 5'3")
- 1 Hanging locker - 1 Cupboard - Closed cubbyholes
- 1 Bed access sideboard
- 2 Flexible and multi-directional reading lights at bedhead
- 1 USB socket
- Access door to aft head
- 1 Hull porthole with sliding blind
- 1 Cockpit opening window with curtain under cockpit seats
- 1 Fixed cockpit window with curtain on the coaming

## OWNER'S HEAD - STARBOARD

Headroom: 1,83 m / 6'

- Access from the salon or the starboard aft cabin
- Separate shower - 1 Mixer tap - White polyester shower base
- Corian Clay counter-top with self-draining storage
- 1 Manual marine toilet
- 1 80 L / 21 US Gal Rigid holding tank
- Washbasin - 1 Mixer tap
- 1 Cabinet + Storage space under the basin
- 2 Mirrors
- Toilet accessories
- 1 Opening portlight with curtains in the coachroof side window

## 3 cabins 3 heads version

The pantry goes to the starboard side and is replaced by a head. The aft cabins are symmetrical.

The port and starboard aft heads are symmetrical:

- Access from the salon or the aft cabin
- 1 Shower area accessible by swivelling the washbasin
- 1 Manual marine toilet
- 1 80 L / 21 US Gal Rigid holding tank
- 2 Mirrors
- Toilet accessories
- 1 Opening portlight with curtains in the coachroof side window

## PANTRY - STARBOARD

- at base of companionway
- standard : 1 Hanging locker, Cupboard
- Place for washing machine (optional) instead of high unit
- Place for wine cellar or negative cold conservator, 1 drawer (optional) instead of the low cupboard



## 4 cabins 4 heads version

The saloon is unchanged. The cabins and heads are identical to version 3 cabins, 3 heads.

Forward: 2 cabins each with their private head.

## 2 SYMMETRICAL FORWARD CABINS

Headroom: 1,93 m / 6'4"

- 1 Double bed (2 m x 1,36 m x 1,16 m / 6'7" x 4'6" x 3'10")
- 1 Hanging locker - 2 Closed high shelves, 1 Open shelving
- 1 Drawer under the bed
- 2 Swivelling reading lights
- 1 Deck hatch with mosquito blind
- 1 Hull porthole with sliding blind
- 1 USB socket
- Access door to the head

## 5 cabins 3 heads version

The starboard head of the standard version is replaced by a cabin with bunk beds:

- Headroom: 1,83 m / 6'
- 2 Bunk beds: Top bunk (1,95 m x 0,79 m - 0,54 m / 6'5" x 2'7" - 1'9") - Bottom bunk (1,93 m x 0,60 m - 0,43 m / 6'4" x 2' - 1'5")
- Storage
- 1 Opening porthole with curtain

## ENGINE

- Engine Yanmar Diesel:
  - 80 HP/80 HP, Sail Drive, Common Rail (standard)
  - 80 HP/80 HP, Common Rail, Dock & Go (Option)
  - 110 HP/110 HP, Propeller shaft, Common Rail (Option)
- Engine throttle and control panel on starboard
- Engine compartment: Soundproofing foam - Ventilation: 3 air intakes and 1 forced air outlets
- 1 Alternator 12 V / 125 Amp
- 1 Rotomolded diesel tank 200 L / 53 US Gal (under starboard aft berth)
  - Electronic gauge - Low level alarm - 1 Deck filler
- Filters: Sea water - Diesel - Water separator
- Fixed three blade propeller
- 1 Engine access through companionway (opening with 2 gas pistons) - 2 Engine access through aft cabins

## ELECTRICITY

- 12 V Circuit
- 2 Service batteries (140 Amp) - 1 Engine battery (120 Amp)
- 1 Load balancer
- 12 V Electrical panel (Fuses - Voltmeter - Water gauge - Fuel gauge - Battery warning - Fuel warning - Water warning)
- 6 115V Sockets
- 6 USB sockets
- 1 Shore power socket (115V)
- LED lighting: Overhead lights - Reading lights - Reading light, flexible and multi-directional
- LED navigation lights: 1 Masthead light - 1 Steaming light - 1 Mooring light on masthead
- Wire runs for option cables

## PLUMBING

- 1 Rotomolded freshwater tank 400 L / 106 US Gal, under berth in forward cabin - 1 Deck filler
- Waterpressure system - Expansion tank - Inline filter
- 40 L / 11 US Gal Electric water heater (engine use)
- 1 Rigid 80 L / 21 US Gal black water holding tank for each WC
- Electrical shower drain pumps
- 1 Electric bilge pump
- 1 Manual bilge pump
- 1 Electric pump for the ice box drain

## GAS

- 1 Box for 2 gas bottles in the cockpit (diameter: 0,28 m / 11" x Height: 0,44 m / 1'5")
- Regulator and solenoid





## TRIM LEVEL & PACKS

### ESSENTIAL TRIM PACKAGE

- 2 Genoa winches (H 60.2 STA)
- Polyester bowsprit with integrated anchoring gear and bobstay (for Code 0 and asymmetric spinnaker)
- Cockpit bench extensions + 2 halyard bags below
- Galley: Sea water/fresh water foot pump
- Salon and Galley: LED indirect lighting
- Battery charge display
- Galley: Stainless steel cooker 2 burner oven/grill on gimbal
- Galley: Refrigeration system, 12 V, in top-opening icebox (for storage below 0°C)
- Galley: Nylon sink cover
- Upholstery padding (Salon and Cabins): Beige
- 3 Additional 140 ampères service batteries
- 1 Additional 60 ampères battery charger
- AGM Batteries instead of standard
- HiFi: Fusion + Interior speakers & Waterproof exterior speakers
- Windex Windvane

### ELECTRONIC B&G PACK

#### COASTAL PACK

- Starboard steering console: 1 Multifunction touchscreen Zeus 7" wide wireless (GPS, Chart plotter, Chart reader - Cartography Navionics Silver included)
- Port and starboard helm stations: 1 Triton 2 display
- Wind Sensor (Windvane, Anemometer)
- Sensor (Log, Speedometer, Temperature)
- NAC3 Autopilot + Control at steering station
- Fixed V90 VHF, AIS receiver function
- Protective cover (Cadet Grey):
  - to starboard: Steering wheel & console
  - to port: Steering wheel

#### OFFSHORE PACK

- Port steering console:
  - 1 Multifunction touchscreen Zeus 7" wide wireless (GPS, Chart plotter, Chart reader - Cartography Navionics Silver included)
  - 1 Triton 2 display
- WR10 Wireless autopilot remote control
- PC interface
- Protective cover (Cadet Grey): Steering wheel & console

#### FASTNET PACK

- 3 Mast foot repeaters
- AIS500
- VHF H50 wireless handset

### TENDER PACK

- Retractable davits (Max. tender length: 3,10 m / 10'2")
- Electric inflater / deflater
- Outboard engine bracket

### PERFORMANCE PACK

- Optional sails (Black Technora membrane, grey)

#### FIRST LINE ALU PACK

- Performance Classic aluminium mast, tapered (Z Diffusion), 3 Aft swept spreaders (+ 1,50 m / 4'11"). Track + Main sail ball-bearing traveler
- Dyform Standing rigging
- Textile hydraulic backstay
- Flatdeck genoa furler
- Performance running rigging, Dyneema (Mainsail, Genoa, Code 0, Asymmetrical spinnaker, Halyards)
- German system (Two-way mainsheet at the helm station)
- Black Magic Harken blocks (instead of standard)
- Genoa sheet tracks on side decks
- Harken Performa electric winches (2 Primary winches, H50.2 STP - 2 Genoa winches, H60.2 STP) replacing the winches included in the standard and trim level
- NOMEN folding cleats
- White or black composite steering wheels

#### FIRST LINE CARBON PACK

- Performance classic carbon mast, tapered (Axxon), 3 Black anodized aluminium aft swept spreaders (+ 1,50 m / 4'11"). Track + Main sail ball-bearing traveler
- Black anodized aluminium boom
- Dyform Standing rigging
- Textile hydraulic backstay
- Flatdeck genoa furler
- Performance running rigging (Dyneema)
- German system (Two-way mainsheet at the helm station)
- Black Magic Harken blocks (instead of standard)
- Genoa sheet tracks on side decks
- Harken Performa electric winches (2 Primary winches, H50.2 STP - 2 Genoa winches, H60.2 STP) replacing the winches included in the standard and trim level
- NOMEN folding cleats
- Black composite steering wheels

### DOCK & GO VERSION

- Engine: YANMAR - Common Rail - Diesel
- Swiveling Sail Drive base
- Joystick
- Vessel Management Unit (VMU)
- Bow thruster
- Auto pilot





## OPTIONS

### NAVIGATION ELECTRONICS: B&G

---

- 4G Radar
- Chart table: Multifunction Zeus 9" wide wireless screen
- H50 wireless VHF set
- AIS 500
- Forward Scan Sensor (Forward underwater vision)

### RIGGING - SAILS

---

- Standard mast  $9/_{10}$  anodized aluminium deck stepped, 2 aft-swept spreaders + Hydranet tri-radial cut mainsail with Lazy bag & Lazy Jack Natural (the standard self-tacking jib track remains)
- Grey anodized canoe boom with Natural cover for First Line Alu Pack
- Black lacquered canoe boom with Graphite cover for First Line Carbon Pack
- Performance mainsail and genoa: Black Technora membrane, Natural color UV protection band, Lazy bag & Lazy Jack Natural, Full batten mainsail
- Hydranet furling genoa 105%, tri-radial cut, Natural color UV protection band Incompatible with First Line Pack (replacing the Dacron self-tacking jib, Compatible with in-mast furling and classic mast with 2 spreaders)
- Hydranet self-tacking furling jib, tri-radial cut, Natural color UV protection band (replacing the Dacron self-tacking jib) Compatible with in-mast furling and classic mast with 2 spreaders
- Asymmetrical spinnaker rigging / Code 0
- Code 0 with "Top Down" furling system (Incompatible with First Line Pack)
- Hydraulic backstay (for classic mast 2 spreaders)
- Genoa sheet tracks on side decks + Complete genoa rigging (Genoa sheets, Genoa cars)
- Releasable forestay chainplate
- 6 Additional halyard clutches (required 2 spreaders classic mast or requires asymmetric spinnaker rigging)
- 2 Flag halyards
- 1 GRP mainsail arch with 2 Stand-up mainsheet blocks

### WINCHES

---

- 1 Port electric primary winch - H50.2 STAEH (instead of standard)
- 1 Starboard electric primary winch - H50.2 STAEH (Incompatible with First Line Pack)
- 2 Electric genoa winches - H60.2 STAEH (Replacing the genoa winches included in finishing - Incompatible with First Line Pack)

### HULL - DECK - COCKPIT

---

- Blue grey or pearl grey gel-coat
- Metallic hull paint
- Customization of halyard covers (Blue grey or pearl grey gel-coat)
- Solid wood decking on cockpit sole
- Solid wood slatted side decks
- Solid wood decking on sunbeds
- "Luxe" polyester/wood cockpit table + Protective cover (Cadet Grey), Stainless steel handrail, Lighting, Built-in 30 L cool box
- Gas cockpit plancha
- "Luxe" sprayhood, Windows Strataglass, Cadet Grey (2 Versions: with and without mainsail arch)
- Bimini "Luxe", with shading canvas and LED lighting, Windows Strataglass, Cadet Grey (2 Versions: with and without mainsail arch)
- Full cockpit enclosure Cadet Grey
- Nette Dusk Cockpit cushions + 2 Companionway sunbeds with tilting backrests and built-in cup holder
- Bow thruster
- NOMEN folding aluminium cleats (instead of standard)
- Aft fairleads
- 3 folding blades propeller
- White or black composite steering wheels (Incompatible with First Line Pack)
- Complete mooring/anchoring kit
- Windlass control with chain counter in cockpit
- Outboard engine bracket (Incompatible with Tender Pack)
- Tilting transom remote control
- Underwater lights (x 4)
- Shore freshwater supply
- Deck wash with fresh water / sea water



## INTERIOR EQUIPMENT

---

### LAYOUT VERSIONS

- 3 cabins 3 heads version
- 4 cabins 4 heads version
- 5 cabins 3 heads version
- Forepeak cabin (In place of the sail locker):
  - Access through T70 deck hatch, Passage width: 62 cm/2' - Stainless steel ladder
  - Headroom: 1,80 m / 5'11", beneath deck hatch
  - 1 Bed (2 m x 0,66 m / 6'7" x 2'2") Foam mattress - PVC cover
  - 2 Storage lockers, Under the bed - Cupboard and Shelves
  - Manual toilet + Rigid sewage tank (50 L / 13 US Gal) - Sink - Mirror - Shower head mixer tap - Shower tray with curtain
  - 1 115 V Power outlet, 1 LED ceiling light, 1 LED reading light

### AMBIANT LIGHTING

- Interior woodwork: Brushed Alpi oak
- Interior upholstery, according to swatches: Fabric, Leather, Ultraleather
- Upholstery padding (Salon and Cabins): Anthracite Grey or Macadamia
- Yacht Case Elle Déco

### MULTIMEDIA

- TV LED 40" in the salon
- TV LED 22" in the forward cabin
- Upgrade: BOSE speakers in salon

### DOMESTIC APPLIANCES

- Temperate wine cellar for 23 bottles, Glass door
- Dishwasher for 6 sets
- Washer / dryer (8-5 kg / 18-11 lbs / 115 V)
- 1 stainless steel refrigerating drawer (75 L) - for storage below 0°C
- Microwave oven (22 L)

### ON BOARD COMFORT EQUIPMENT

- Berth in salon
- Extended salon table (compatible with sleeping option in the saloon)
- Electronic safe
- Spring mattress in the cabins
- Additional water tanks (2 x 165 L / 2 x 44 US Gal), in the salon
- Extra diesel tanks (200 L / 53 US Gal), under starboard aft berth
- 9 KVA 230 V / 50 Hz Generator
- Water maker (60 L/h / 16 US Gal/h)
- Air conditioning - 40 000 BTU (+ Shore socket extension cord 15 m / 49'3")
- Diesel heater "air pulse"
- 12/230 V, 2 kVA inverter
- Quiet flush electric toilets - fresh water/Sea water
- Mosquito screens
- Lee cloth in each aft cabin

