

## FEATURES & SPECIFICATIONS

**INTENDED USE** — The EPANL Series LED Edge-Lit Flat Panel provides a fully luminous appearance across the face of the lens. This provides a soft, glare-free solution that is visually comfortable within the space. Suitable for many lighting applications including schools, offices and other commercial spaces, retail, convenience stores, hospitals and healthcare facilities. **Certain airborne contaminants can diminish the integrity of acrylic and/or polycarbonate.** [Click here for Acrylic-Polycarbonate Compatibility table for suitable uses.](#)

**CONSTRUCTION** — Built to last with an aluminum frame for strength and durability, the seamless frame prevents light leak in the corners. The satin white lens provides excellent shielding and fully luminous appearance. EPANL's low-profile design provides increased installation flexibility especially in restricted plenum spaces. The back plate includes integral T-bar clips for installation into 15/16" T-grid ceilings. Clips for 9/16" T grid installation are available. See Accessories section on bottom of page. This must be ordered as a separate item. Fixture may be mounted and wired in continuous rows.

**ELECTRICAL** — Long-life LEDs, coupled with a high-efficiency driver, provide superior illumination for extended service life. 70% LED lumen maintenance at 60,000 hours (L70/60,000). 0-10V dimming driver, dims to 10%.

**LISTINGS** — CSA certified to meet US and Canadian standards. DesignLights Consortium® (DLC) Premium qualified product. Not all versions of this product may be DLC Premium qualified. Please check the DLC Qualified Products List at [www.designlights.org/QPL](http://www.designlights.org/QPL) to confirm which versions are qualified. Damp location listed. IC rated. IP5X rated.

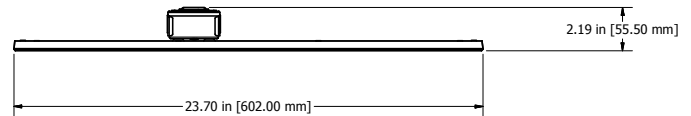
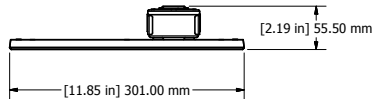
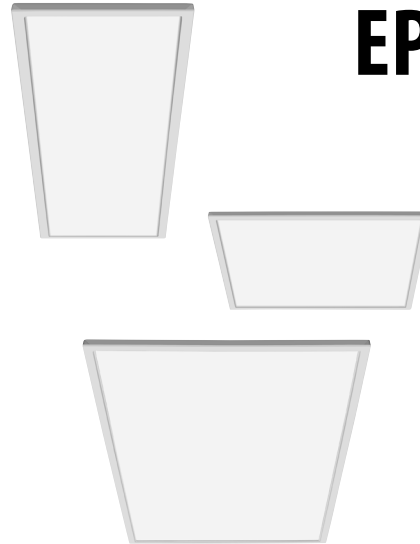
**WARRANTY** — 5-year limited warranty. Complete warranty terms located at: [www.acuitybrands.com/CustomResources/Terms\\_and\\_conditions.aspx](http://www.acuitybrands.com/CustomResources/Terms_and_conditions.aspx)

**Note:** Actual performance may differ as a result of end-user environment and application. All values are design or typical values, measured under laboratory conditions at 25 °C. Specifications subject to change without notice.

Catalog Number
Notes
Type

# EPANL LED

1' x 4', 2' x 2' and 2' x 4'



## ORDERING INFORMATION

Catalog Number	UPC	Description	Lumens	Color Temperature	CRI	Voltage	Wattage	Efficacy	Pallet Qty.	Standard Carton Qty.
EPANL 14 40L 35K	190887602739	1x4 Flat Panel	3905	3500K	>80	120-277V	38.6W	101	39	1
EPANL 14 40LHE 35K	190887602746	1x4 Flat Panel	3922	3500K	>80	120-277V	30.6W	128	39	1
EPANL 14 40L 40K	190887602753	1x4 Flat Panel	4397	4000K	>80	120-277V	38.5W	114	39	1
EPANL 14 40LHE 40K	190887602760	1x4 Flat Panel	3857	4000K	>80	120-277V	30.2W	128	39	1
EPANL 14 40L 50K	00191723811605	1X4 Flat Panel	4000	5000k	>80	120-277V	39W	102	39	1
EPANL 22 34L 35K	190887602647	2x2 Flat Panel	3285	3500K	>80	120-277V	31.3W	105	26	1
EPANL 22 34LHE 35K	190887602661	2x2 Flat Panel	3357	3500K	>80	120-277V	26.0W	129	26	1
EPANL 22 34L 40K	190887602678	2x2 Flat Panel	3479	4000K	>80	120-277V	30.8W	113	26	1
EPANL 22 34LHE 40K	190887602685	2x2 Flat Panel	3361	4000K	>80	120-277V	25.9W	130	26	1
EPANL 22 34L 50K	00191723811650	2x2 Flat Panel	3400	5000k	>80	120-277V	31W	109	26	1
EPANL 24 40L 35K	190887602692	2x4 Flat Panel	4039	3500K	>80	120-277V	38.8W	104	13	1
EPANL 24 40LHE 35K	190887602708	2x4 Flat Panel	3953	3500K	>80	120-277V	30.3W	130	13	1
EPANL 24 40L 40K	190887602715	2x4 Flat Panel	4351	4000K	>80	120-277V	38.9W	112	13	1
EPANL 24 40LHE 40K	190887602722	2x4 Flat Panel	4013	4000K	>80	120-277V	30.7W	131	13	1
EPANL 24 40L 50K	00191723812312	2X4 Flat Panel	4000	5000k	>80	120-277V	39W	102	13	1

[Configurable Specification Sheets](#)

**Notes:**

1. Please refer to Emergency Battery Estimated Lumen section for lumen estimation.

## ACCESSORIES

Accessories: Order as separate catalog number.		Options:
DGA14	Drywall grid adapter for 1x4 recessed fixture.	WPLT 54" x 54" pallet; doubles pallet QTY.
DGA22	Drywall grid adapter for 2x2 recessed fixture.	
DGA24	Drywall grid adapter for 2x4 recessed fixture.	
PS1055CP FMC BRKT	Power Sentry emergency constant power battery pack field installation kit for (T20 CEC Compliant). <sup>1</sup>	
2X2SMK	2'x2' Surface Mount Troffer Kit	
2X4SMK	2'x4' Surface Mount Troffer Kit	
1X4SMK	1'x4' Surface Mount Troffer Kit	
EPANL TGRID CLIP J4	Pack of 4 grid clips for 9/16" T grid compatibility.	
EPANL TGRID CLIP J50	Pack of 50 grid clips for 9/16" T grid compatibility.	

Emergency Battery Estimated Lumens
Use the formula below to estimate the delivered lumens in emergency mode
<b>Estimated Lumens = 1.25 x P x LPW</b>
<b>P</b> = Output power of emergency driver (10W for PS1050DL)
<b>LPW</b> = Lumen per watt rating of the luminaire.

# EPANL LED Flat Panel

EPANL compatible with Sensor Switch™  
WSX-D and SPOD wall switches.



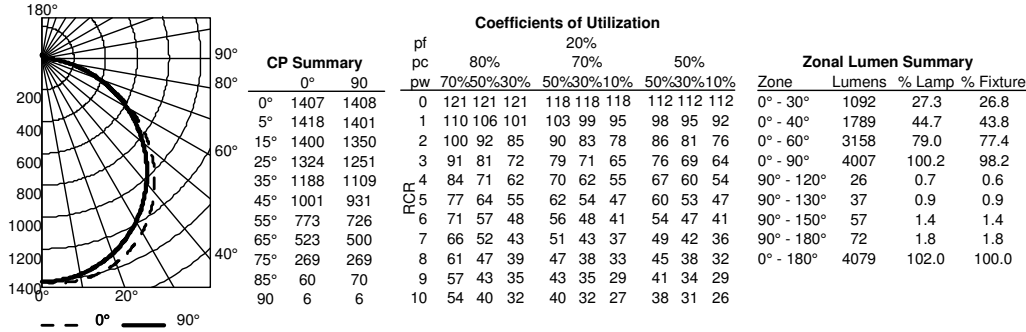
WSX-D



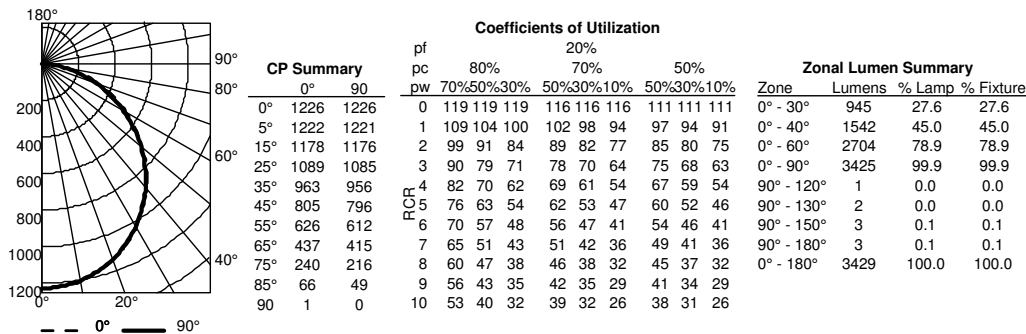
SPOD

## PHOTOMETRICS

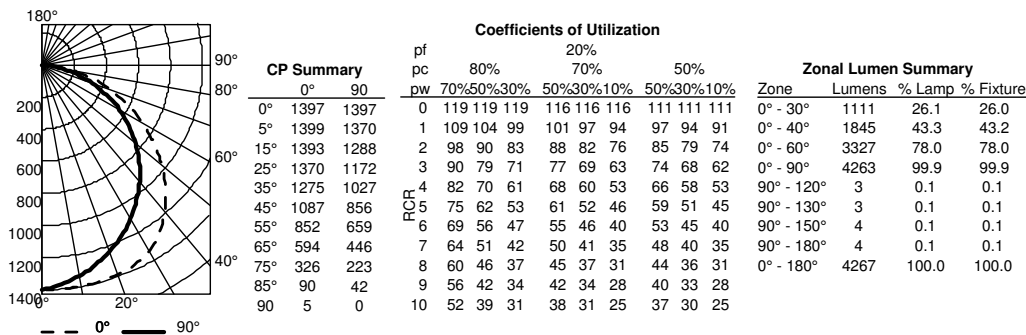
EPANL 14 40L 40K, 4397 delivered lumens, tested in accordance to IESNA LM-79.



EPANL 22 34L 40K, 3479 delivered lumens, tested in accordance to IESNA LM-79.



EPANL 24 40L 40K, 4351 delivered lumens, tested in accordance to IESNA LM-79.



## DIMENSIONS

