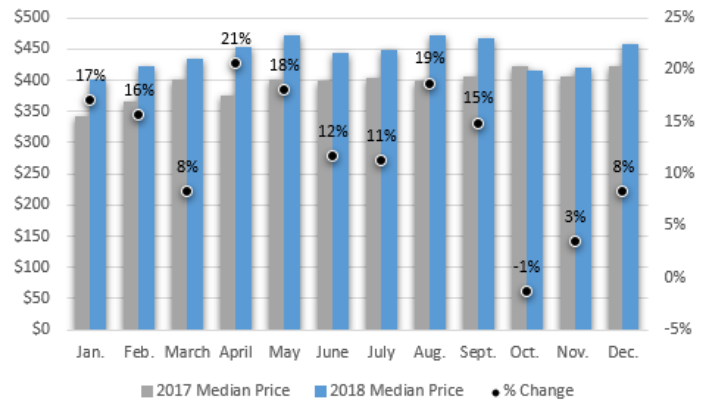


BELLINGHAM SINGLE FAMILY MARKET UPDATE

The Bellingham housing market continues to be one of the hottest markets around. An abundance of well qualified buyers combined with a decrease in the overall number of homes for sale is fueling consistent, remarkable gains in home values. Majority of the homes currently selling are in the \$400,000 to \$475,000 range. Relative to 2017, 2018 has seen an average price increase of 9%. Number of homes sold has gone down on average, but the price has climbed.

MEDIAN SALES PRICE: 2017 VS. 2018



MEDIAN SINGLE FAMILY PRICE

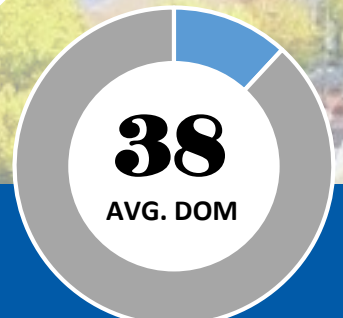
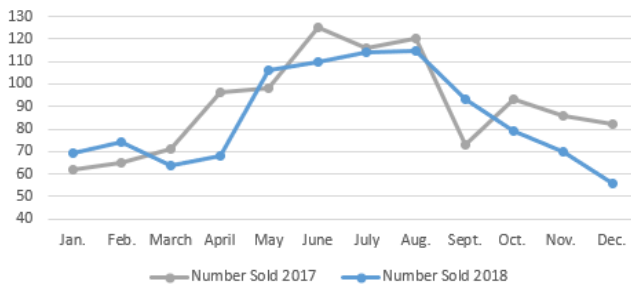


\$441K

Single Family Homes, 2018

In Bellingham, the average price per square foot for single family homes is currently set at \$255. The absorption rate sits around 64.8% and there is, on average, 1.6 months of inventory.

NUMBER SOLD: 2017 VS. 2018



Months of Inventory is the amount of properties for sale divided by the amount of properties closed. In this case we see a sellers market.

On average, homes are selling in 38 days. The same as this time last year.



RE/MAX
WHATCOM COUNTY

www.nwhomes.net