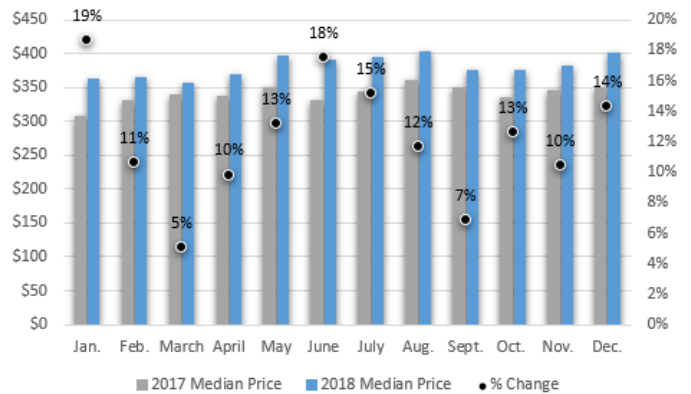


# WHATCOM COUNTY SINGLE FAMILY MARKET UPDATE

The market for Whatcom County single family homes has maintained consistent growth over the last 12 months as shown on the bar-graph to the right. Compared to 2017, the median home price grew at a rate of 12% (a \$41,000 increase) - which shows that the market as a whole does not show signs of a downturn. However, the number of homes sold has dropped, on average, by 5.3%. This can be explained by the lack of inventory.

**MEDIAN SALES PRICE: 2017 VS. 2018**



## MEDIAN SINGLE FAMILY PRICE

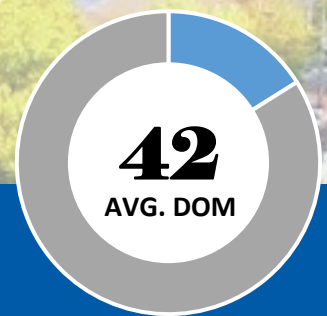
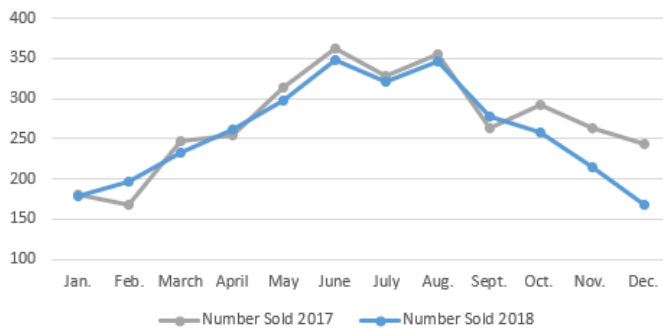


**\$380K**

Single Family Homes, 2018

The average price per square foot in Whatcom County for single family homes is currently \$215. The absorption rate sits around 46.5%, and there is an average 2.2 months of inventory.

**NUMBER SOLD: 2017 VS. 2018**



Months of Inventory is the amount of properties for sale divided by the amount of properties closed. In this case we see a sellers market.

On average, Single Family Homes are selling in 42 days. 5 days less than this time last year.



**RE/MAX**  
WHATCOM COUNTY

[www.nwhomes.net](http://www.nwhomes.net)