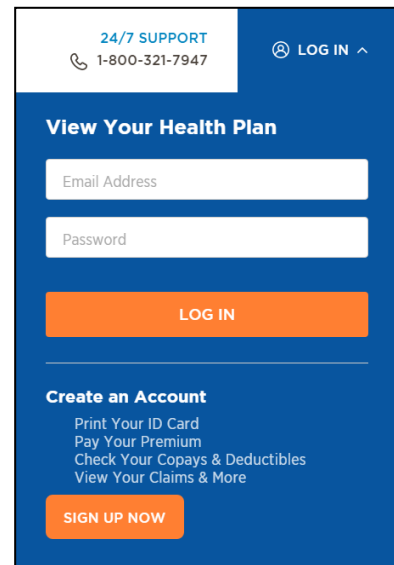
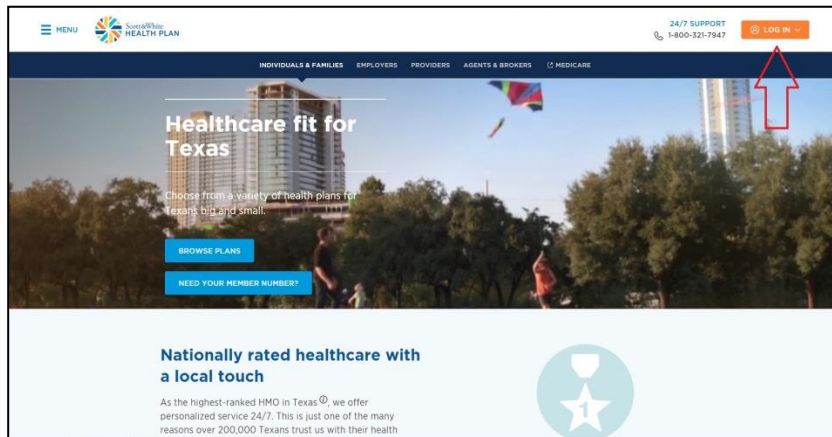


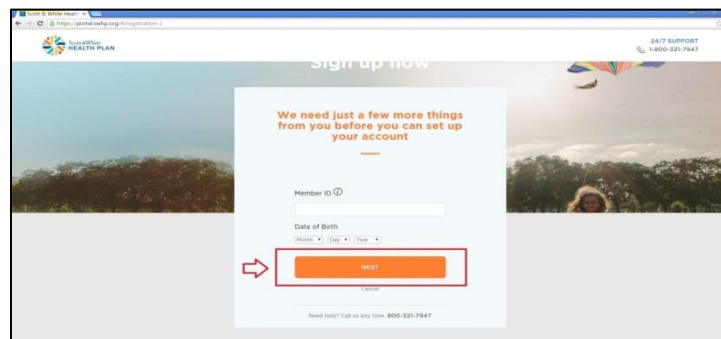
Welcome to Scott & White Health Plan.

Here are a few steps to help you register for the Member Portal, print your ID card, and get started with your health plan:

1. Go to SWHP.org and click on the orange “LOG IN” button at the top right corner of the screen.
2. Then click on the orange “Sign Up Now” button to reach the sign-up screen.




3. Enter your Social Security number (as your Member ID) and your Date of Birth, and click “Next.”



4. Once inside the Member Portal, click on the “View My ID Card” link at the top of your ID Card image.

Click “” to print your ID card.

Click “” to download.*

* Please note, SWHP does not recommend saving health information on public computers.

