

Dear Parents,

It is hard to believe that another school year has passed and that summer is here once again! Your child has worked so hard and accomplished so much, and each of us feels blessed to have been a part of his or her spiritual and educational journey this year.

At Christ Lutheran School, we do not require any summer homework, but we do encourage you to read every day with your child. This gives your child the opportunity to practice what he or she has learned throughout the school year.

Many parents often ask what else they can do to help their child stay sharp-minded during the summer months, so we've attached some helpful tips, websites, book suggestions, math games, and literacy activities.

Reading

- <https://www.getepic.com/> This is like Netflix for books! Thousands of books are available online and sometimes during the summer, you may sign up for free monthly access.
- When your child is listening to a story being read to them, check in with them about their comprehension. Ask questions such as:
 - Who are the characters?
 - What is the setting of the story?
 - What is the problem in the story?
 - How does the problem get fixed?
- Here are some read aloud suggestions:
 - And Then Comes Summer
 - On The First Day of Summer Vacation
 - Froggy Learns to Swim
 - Day at the Beach
 - Llama Llama Learns to Swim
 - Summer Days and Nights
 - The Rules of Summer
 - I See Summer
 - Summer Fun

- Sandcastle that Lola Built
- To The Beach
- Commotion in the Ocean
- Somewhere in the Ocean
- Jules vs. the Ocean
- Bats at the Beach

Once your child is reading more independently, that doesn't mean he/she is always understanding. Here are two different resources that list questions you can ask your child to determine if they are comprehending the text:

https://www.scholastic.com/worldofpossible/sites/default/files/PamAllyn_20_Questions_to_Get_Kids_Talking_About_Books.pdf

<https://www.scholastic.com/parents/books-and-reading/raise-a-reader-blog/5-new-questions-to-ask-kids-about-books.html>

Reading Programs

Homer (grades K-2)

www.learnwithhomer.com

Public Library Literacy Activities

www.phoenixpubliclibrary.com/kids

www.maricopacountyreads.org

Math

Math is often a use it, or lose it academic area. We would encourage weekly math fact practice (addition, addition with doubles, subtraction) using a deck of cards, or App games. With a deck of cards, you can play Addition or Subtraction War. Deal out all the cards and each player flips over two cards from their deck. Add or subtract. Whoever has the greatest sum or product keeps all the cards. Whoever has the most cards in the end, wins!

Here are some sites that review math topics, too.

Coolmath <http://www.coolmath-games.com/>

ABCya website <http://www.abcya.com>

Prodigy <https://www.prodigygame.com/main-en/parents>

Splash Math www.splashlearn.com

Math facts www.sumdog.com

Workbook Options

These can be completed with a babysitter, a parent, done during quiet time or on the go if you're traveling. All can be purchased on Amazon, but the websites tell more about each.

Summer Learning Head Start

<https://www.lumoslearning.com/llwp/parents/summer-learning-headstart-book.html>

Bridge Book Series ("bridges" gap between grade levels)

<https://www.summerbridgeactivities.org/>

Handwriting Without Tears (letter formation and writing practice)

★ Can also be found on Amazon


www.lwtears.com

We look forward to seeing your child continue to learn at home this summer. It will ease the transition back to school and help him/her maintain the pace of CLS. We wish your family a very safe, relaxing, and fun-filled summer. May God's blessings be with you as you enjoy memorable times together over the next couple months. See you in August!


Blessings,

The Kindergarten Team


Who's ready for
1st grade?



summer



Math
packet



name: _____

Close Read

Math Word Problems



Mike found 8 sea shells. He gave 2 to his mom. He counts how many he has left. How many more sea shells remain?

Show your work!



Highlight numbers pink



Highlight important words yellow



Highlight the question blue

Addition Words

in all both join
combined total
plus all together



Subtraction Words

how many more
difference
less than left
remain take away


name: _____

ice cream


addition




$$\begin{array}{r} 1 \\ 3 \\ + 5 \\ \hline \end{array}$$




$$\begin{array}{r} 2 \\ 2 \\ + 2 \\ \hline \end{array}$$




$$\begin{array}{r} 4 \\ 1 \\ + 3 \\ \hline \end{array}$$




$$\begin{array}{r} 7 \\ 1 \\ + 1 \\ \hline \end{array}$$



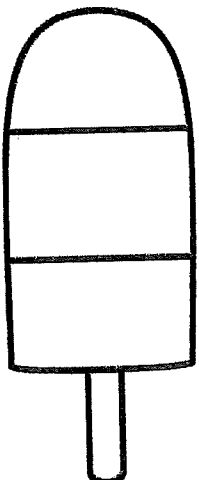
$$\begin{array}{r} 2 \\ 4 \\ + 1 \\ \hline \end{array}$$




$$\begin{array}{r} 5 \\ 2 \\ + 1 \\ \hline \end{array}$$



$$\begin{array}{r} 0 \\ 2 \\ + 1 \\ \hline \end{array}$$



$$\begin{array}{r} 4 \\ 4 \\ + 2 \\ \hline \end{array}$$



$$\begin{array}{r} 6 \\ 1 \\ + 2 \\ \hline \end{array}$$

name: _____

Beach

Directions: Use the beach ball counters to solve the subtraction sentences.

Ball Bonanza

$9 - 4 = \underline{\quad}$

$6 - 3 = \underline{\quad}$

$5 - 4 = \underline{\quad}$

$9 - 5 = \underline{\quad}$

$4 - 1 = \underline{\quad}$






$8 - 6 = \underline{\quad}$

$7 - 2 = \underline{\quad}$

$2 - 2 = \underline{\quad}$

$1 - 0 = \underline{\quad}$

$3 - 1 = \underline{\quad}$

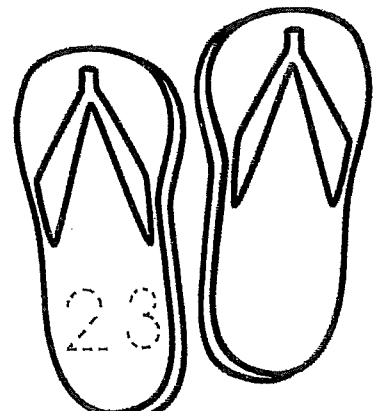
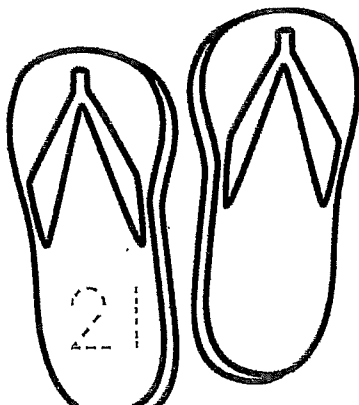
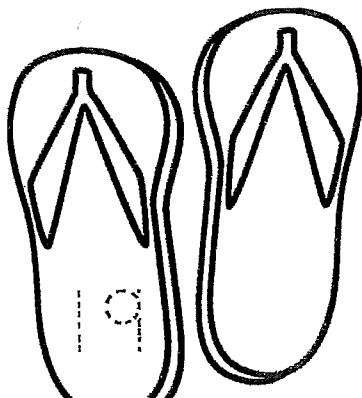
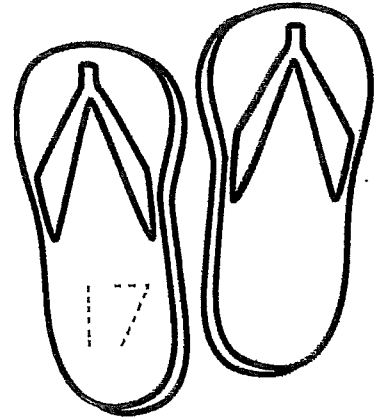
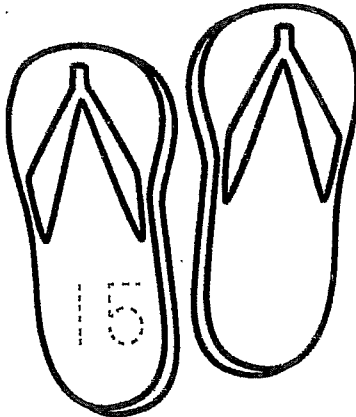
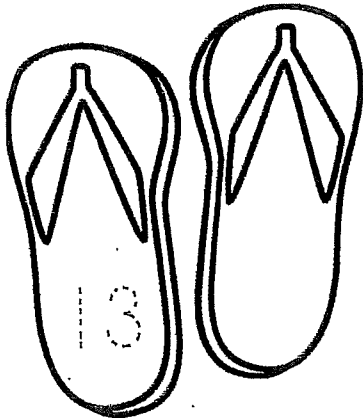
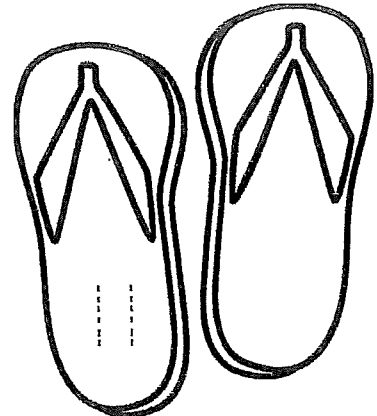
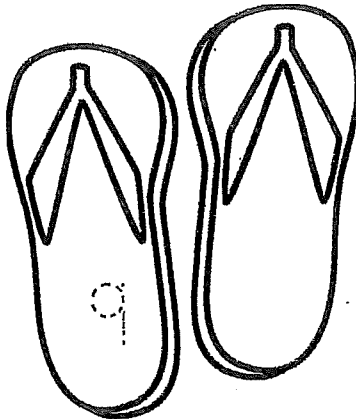
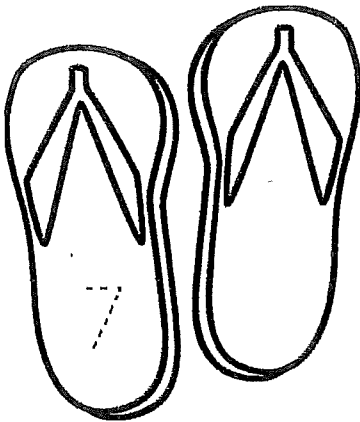
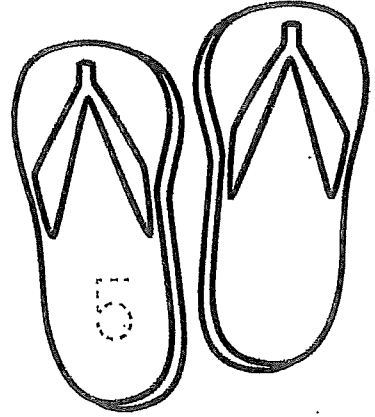
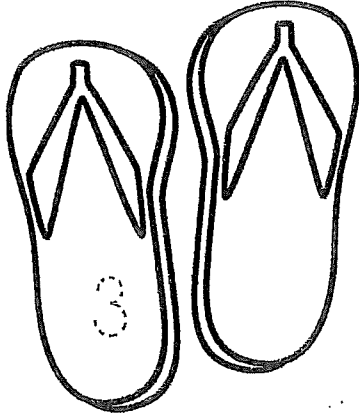
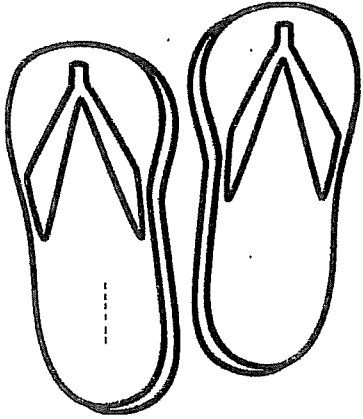


name: _____

FLIP FLOP

numbers 1-24

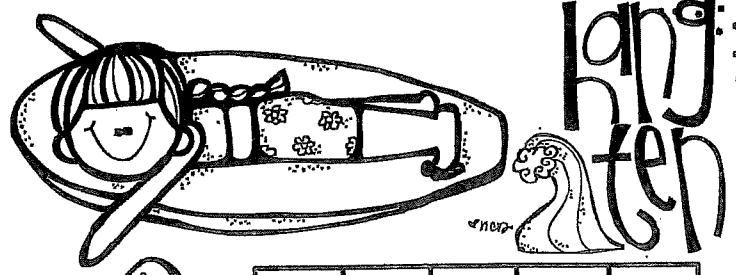
Trace the odd numbers and fill in the missing numbers on the flip flops as you count by 2's



name: _____


SURFIN' TEN

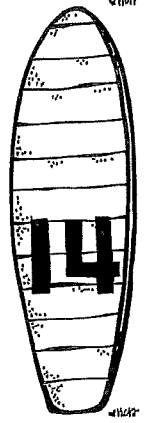
Directions: color the tens frame to represent the numbers.




















name: _____

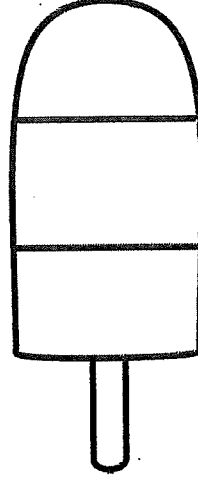
ice cream addition




$$\begin{array}{r} 1 \\ 3 \\ + 5 \\ \hline \end{array}$$




$$\begin{array}{r} 2 \\ 2 \\ + 2 \\ \hline \end{array}$$




$$\begin{array}{r} 4 \\ 1 \\ + 3 \\ \hline \end{array}$$




$$\begin{array}{r} 7 \\ 1 \\ + 1 \\ \hline \end{array}$$




$$\begin{array}{r} 2 \\ 4 \\ + 1 \\ \hline \end{array}$$




$$\begin{array}{r} 5 \\ 2 \\ + 1 \\ \hline \end{array}$$



$$\begin{array}{r} 0 \\ 2 \\ + 1 \\ \hline \end{array}$$



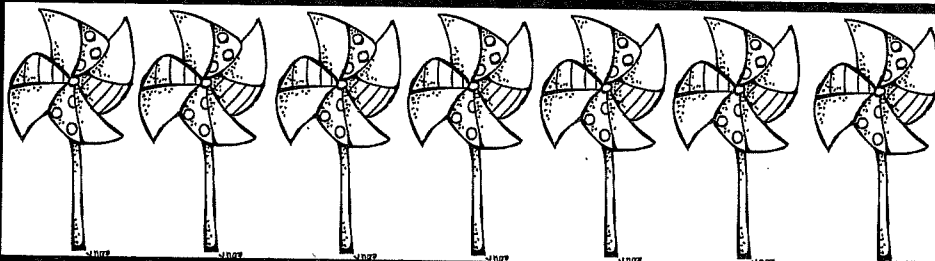
$$\begin{array}{r} 4 \\ 4 \\ + 2 \\ \hline \end{array}$$




$$\begin{array}{r} 6 \\ 1 \\ + 2 \\ \hline \end{array}$$

name: _____


SUMMER subtraction




$7 - 2 =$



$8 - 4 =$




$3 - 1 =$



$5 - 3 =$



$10 - 6 =$



$6 - 5 =$

name: _____

Beach

Ball Bonanza

Directions: Use the beach ball counters to solve the subtraction sentences.

$9 - 4 = \underline{\quad}$

$6 - 3 = \underline{\quad}$

$5 - 4 = \underline{\quad}$

$9 - 5 = \underline{\quad}$

$4 - 1 = \underline{\quad}$

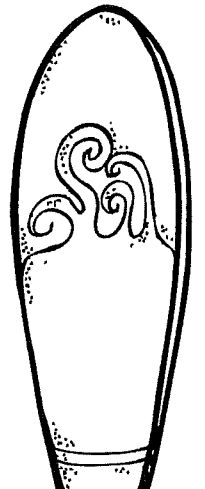
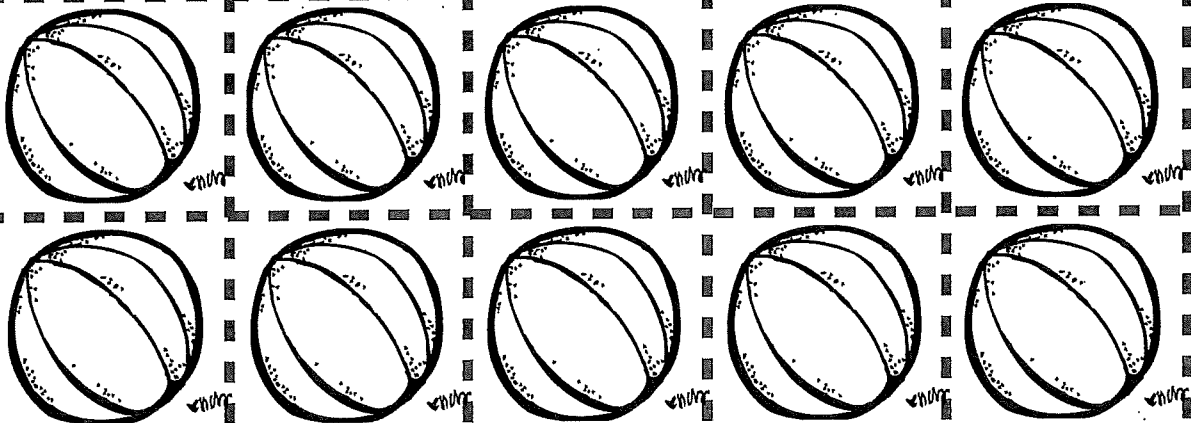
$8 - 6 = \underline{\quad}$

$7 - 2 = \underline{\quad}$

$2 - 2 = \underline{\quad}$

$1 - 0 = \underline{\quad}$

$3 - 1 = \underline{\quad}$

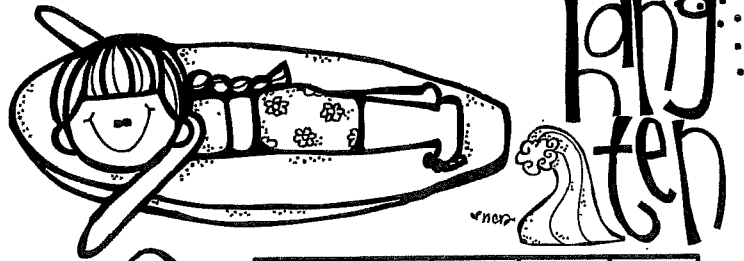




name: _____

SURFIN' TEN

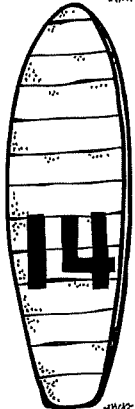
Directions: Color the tens frame to represent the numbers.



















name: _____



100's Chart

1	2	3		5	6	7		9	10
11		13	14		16	17	18		20
21	22		24	25		27	28	29	
31		33	34		36		38	39	40
	42	43		45		47		49	50
51		53		55		57	58		
61	62		64		66	67		69	70
	72	73		75	76		78	79	
81	82		84		86	87		89	90
91		93		95		97	98	99	



name: _____


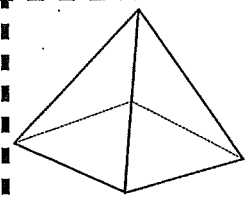
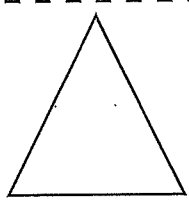
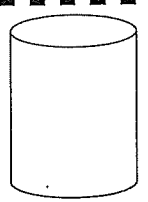

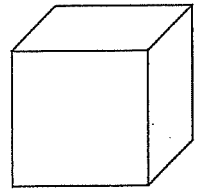

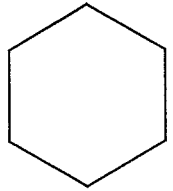

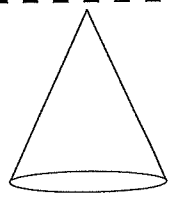
SUMMER Shapes!

2D Shapes

3D Shapes

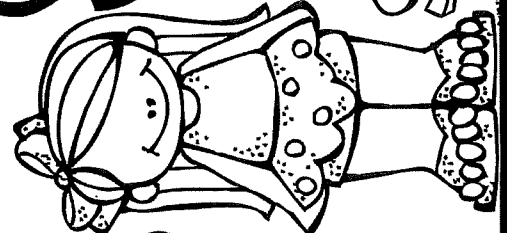
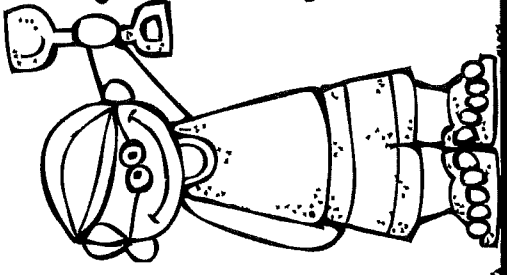
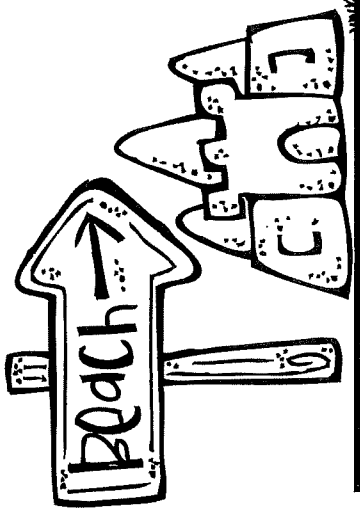


^{11/15} **Happy** Little Kindergarten!




name: _____

Directions: Use the spinner to complete the math sentences.



SURFS UP! SIGNS



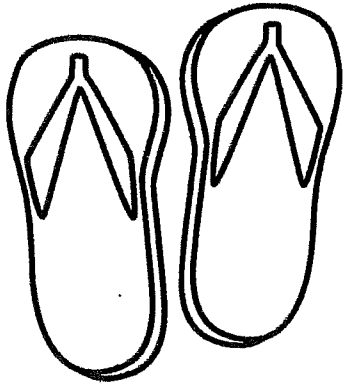
5	4 = _____		10	0 = _____	
8	1 = _____		3	2 = _____	
4	4 = _____		1	1 = _____	
6	3 = _____		9	1 = _____	
2	1 = _____		7	2 = _____	

name: _____

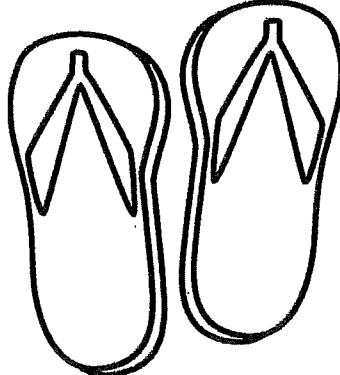
Flip Flop

Addition

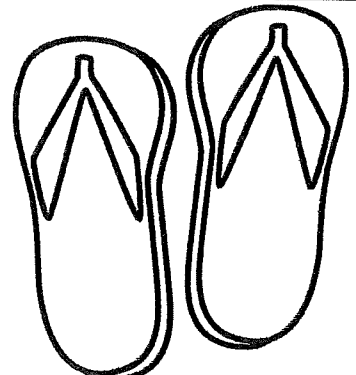
Directions: Add polkadots to each flip flop to represent and solve the addition sentence.



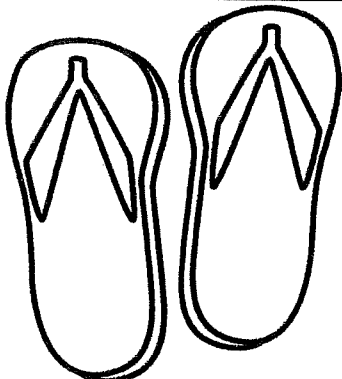
$$3 + 2 = \underline{\quad}$$



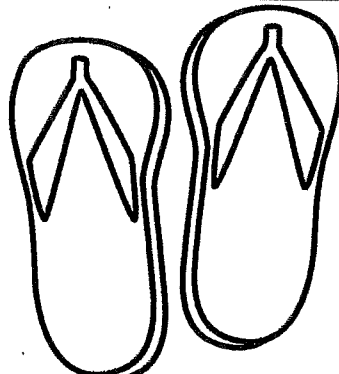
$$5 + 4 = \underline{\quad}$$



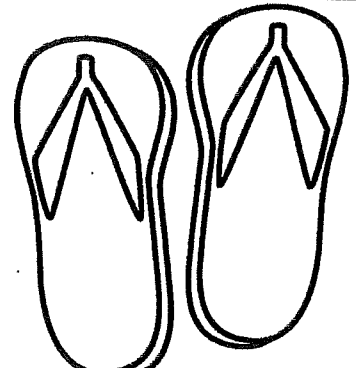
$$5 + 2 = \underline{\quad}$$



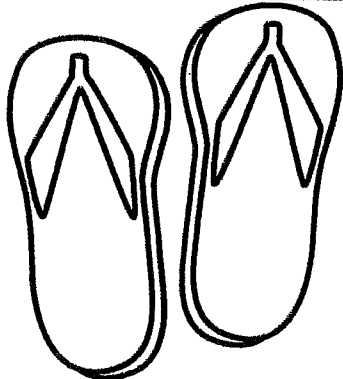
$$4 + 4 = \underline{\quad}$$



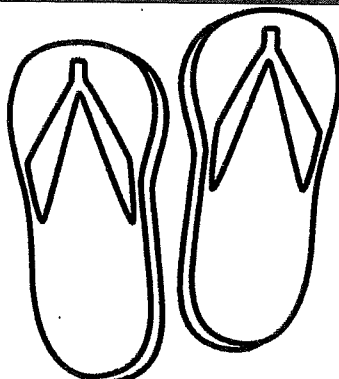
$$9 + 1 = \underline{\quad}$$



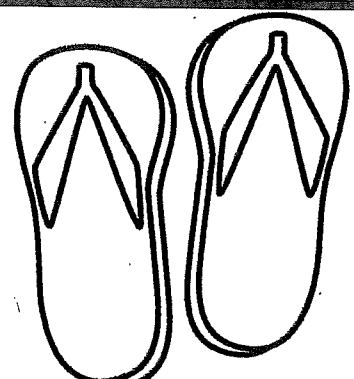
$$0 + 7 = \underline{\quad}$$



$$8 + 1 = \underline{\quad}$$



$$6 + 3 = \underline{\quad}$$



$$2 + 2 = \underline{\quad}$$

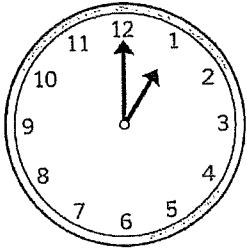
Name _____

Time by the Hour and Half Hour

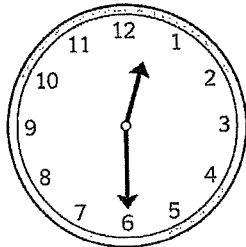


Directions: Write the times under each clock.

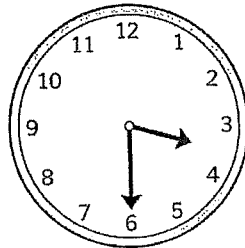
Color a flower that matches the time.



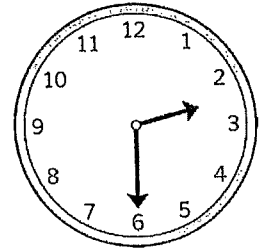
____ : ____



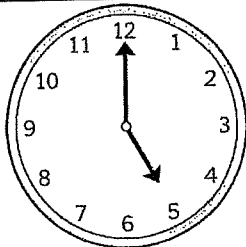
____ : ____



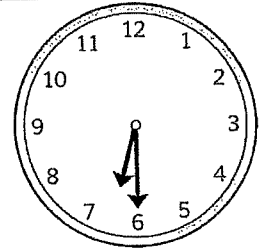


____ : ____



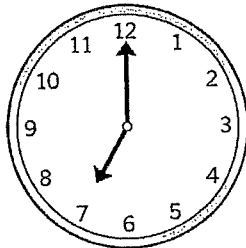

____ : ____



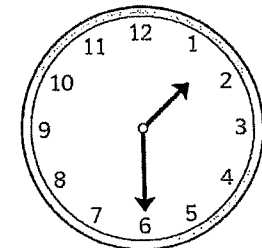


____ : ____



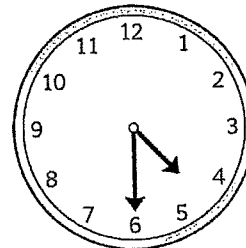


____ : ____



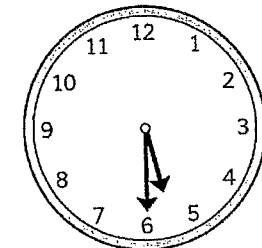



____ : ____



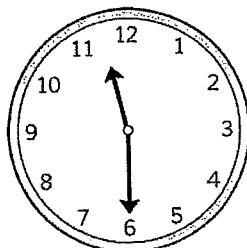
____ : ____



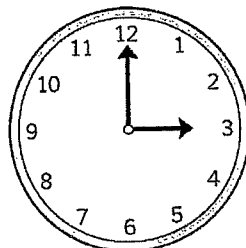
____ : ____



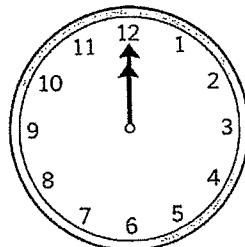
____ : ____



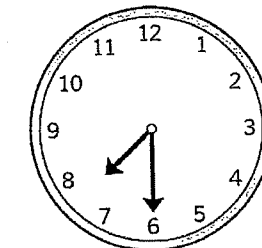
____ : ____



____ : ____





____ : ____







____ : ____



Name _____



Time to the Half Hour
Color the correct time shown on the clock..



1.   9:30
 10:30
 12:30



2.   12:30
 6:30
 9:30



3.   12:30
 1:30
 6:30



4.   4:30
 3:30
 1:30



5.   3:30
 2:30
 11:30

6.   6:30
 4:30
 3:30

7.   2:30
 1:30
 10:30

8.   8:30
 7:30
 6:30

9.   7:30
 9:30
 5:30

10.   6:30
 8:30
 9:30

Name _____





FIND the DIMES and the PENNIES

Color all the dimes blue. Color all the pennies orange.

How many dimes did you find? _____

How many pennies did you find? _____



Name _____



FIND the NICKELS and the QUARTERS

Color all the nickels blue. Color all the quarters red.


How many nickels did you find? _____

How many quarters did you find? _____



Name _____

Name and color the coin



Roll the dice, name and color a coin in that row.

--	--	--	--	--	--

--	--	--	--	--	--


--	--	--	--	--	--

--	--	--	--	--	--

--	--	--	--	--	--

--	--	--	--	--	--

What's the value?




a paper clip and pencil for the spinner.

Spin the spinner, and cover the coin value.

25¢	10¢	1¢	10¢	5¢
10¢	5¢	25¢	5¢	1¢
5¢	1¢	10¢	1¢	25¢
1¢	25¢	1¢	5¢	10¢
25¢	10¢	5¢	25¢	1¢

Find My Coins




a paper clip and pencil for the spinner.

Spin the spinner, and cover the coins.

Name: _____


Compare using $<$, $>$, or $=$

52	$>$	38
----	-----	----



1

74		74
----	--	----



2

99		89
----	--	----

3

29		21
----	--	----

4

46		82
----	--	----

5

67		61
----	--	----

6

52		42
----	--	----

7

20		40
----	--	----

8

31		13
----	--	----

9

52		31
----	--	----

10

87		78
----	--	----

11

64		74
----	--	----

12

31		31
----	--	----

Name: _____



Order these numbers from least to greatest.


<p>1</p> <p>78, 70, 77</p> <p>_____</p>	<p>2</p> <p>47, 97, 87</p> <p>_____</p>
<p>3</p> <p>34, 31, 39</p> <p>_____</p>	<p>4</p> <p>46, 56, 36</p> <p>_____</p>
<p>5</p> <p>79, 89, 69</p> <p>_____</p>	<p>6</p> <p>18, 13, 15</p> <p>_____</p>
<p>7</p> <p>13, 96, 57</p> <p>_____</p>	<p>8</p> <p>68, 75, 86</p> <p>_____</p>
<p>9</p> <p>36, 34, 38</p>	<p>10</p> <p>31, 25, 30</p>




11

Compare.

27



17



©Teacher's Take-Out

12

Compare.

27



45



©Teacher's Take-Out

13

Compare.

34



34



©Teacher's Take-Out

14

Compare.

22



32



©Teacher's Take-Out

15

Compare.

64



23



©Teacher's Take-Out

16

Compare.

16



61

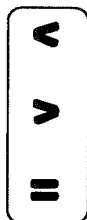


©Teacher's Take-Out

17

Compare.

68



68



©Teacher's Take-Out

18

Compare.

25



24



©Teacher's Take-Out

19

Compare.

21




20



20

Compare.

31




38




21

Compare.

15



15



©Teacher's Take-Out

22

Compare.

37



26



©Teacher's Take-Out

23

Compare.

53



24



©Teacher's Take-Out

24

Compare.

28



59



©Teacher's Take-Out


25

Compare.

80



79




©Teacher's Take-Out


26

Compare.

35



53




©Teacher's Take-Out

27

Compare.

84



84



©Teacher's Take-Out

28

Compare.

74



32



©Teacher's Take-Out

29

Compare.

26



84



30

Compare.

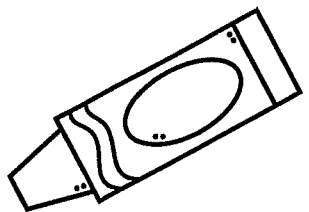
88



78



Name _____



SURF AND SHAPES



green--



light green--



orange--



yellow--



blue--



light blue--




pink--




brown--



COLOR BY CODE






Spin Each Spinner to Make a 2 Digit Number



Write the number you made and the next 5 numbers:

--	--	--	--	--	--

Spin Each Spinner to Make a 2 Digit Number



Write the number you made and the next 5 numbers:




--	--	--	--	--	--

Name: _____


Sandy Ten Frames

Directions: Count the ten frame to determine the number represented.
Create an addition sentence to match and record it below.




+

=




+

=




+

=




+

=




+

=




+

=




+

=




+

=



+

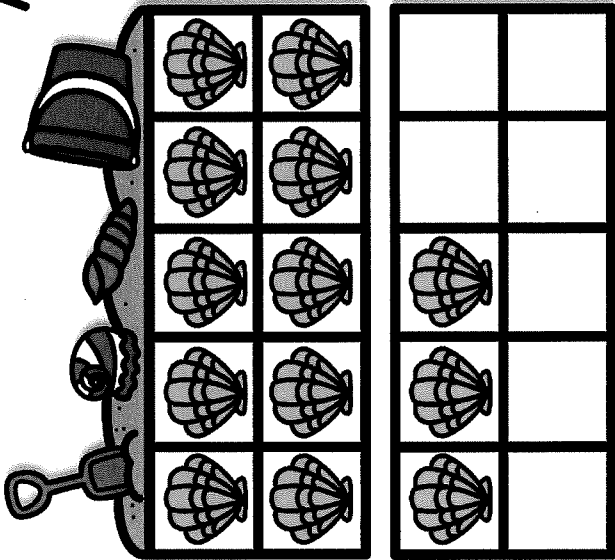
=



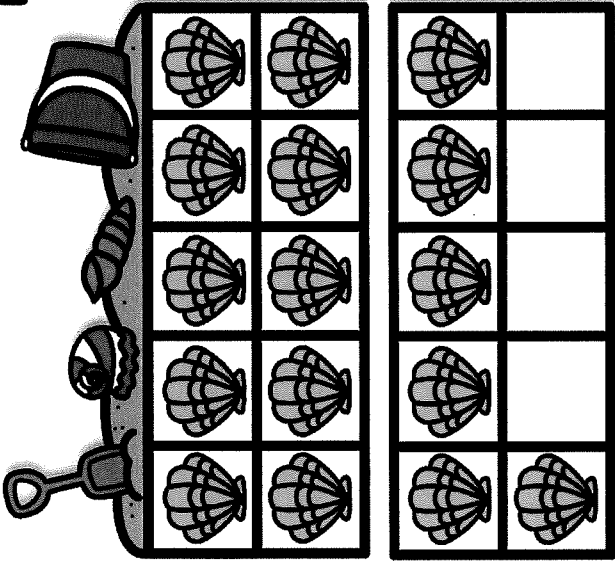
+

=


A



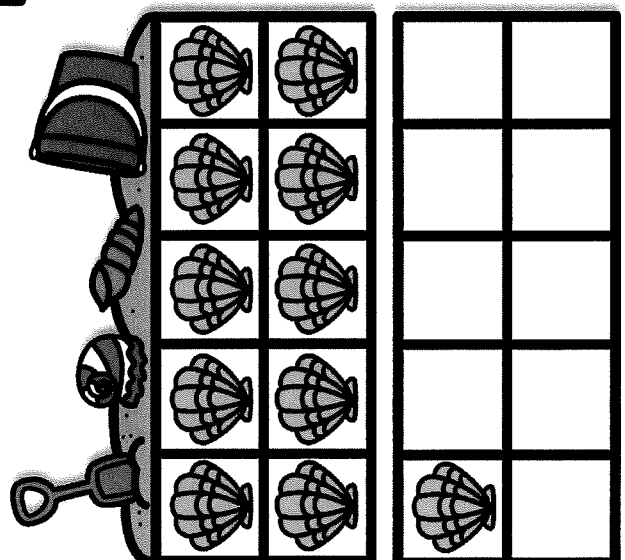
B



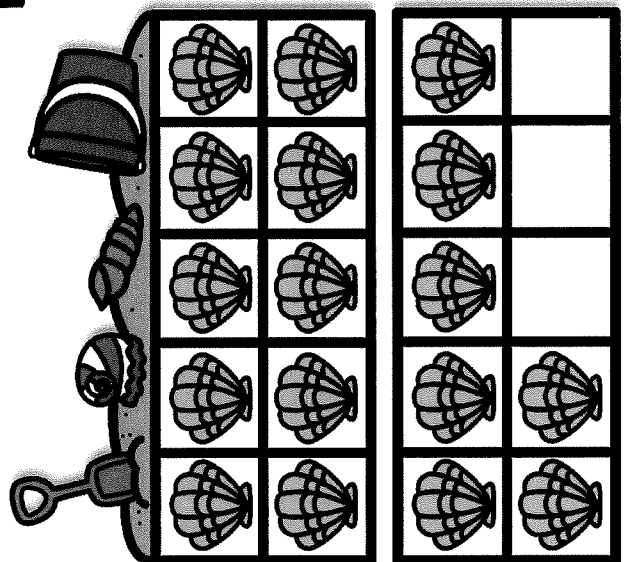
C




D



E



F



H

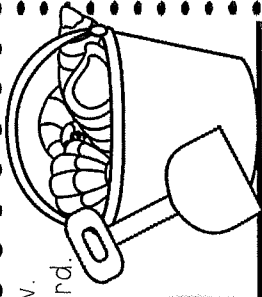
J

G

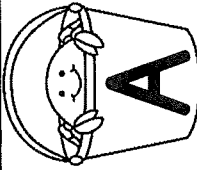

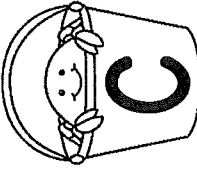
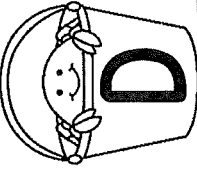
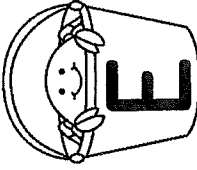


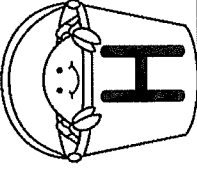
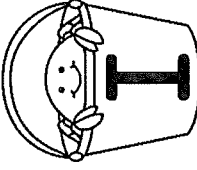
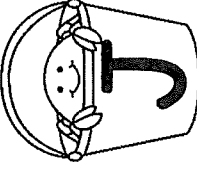
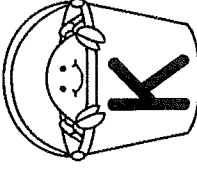
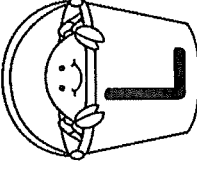
I

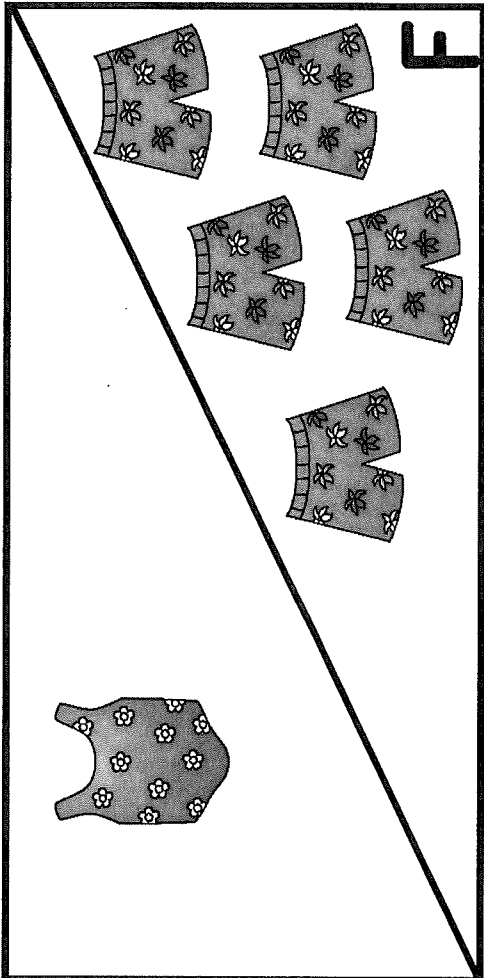
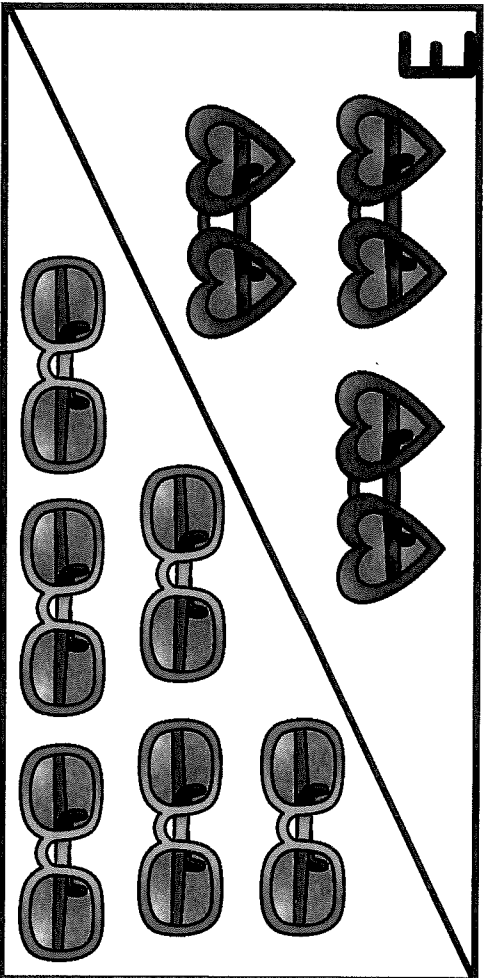
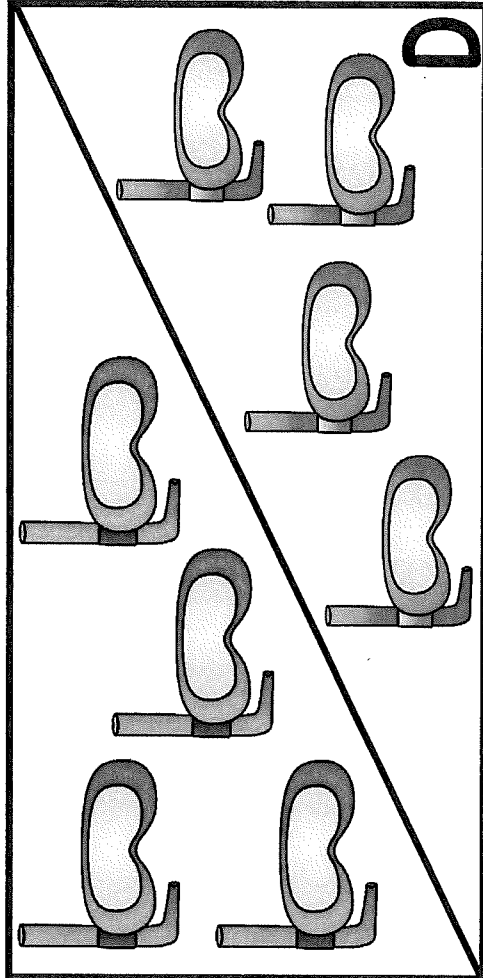
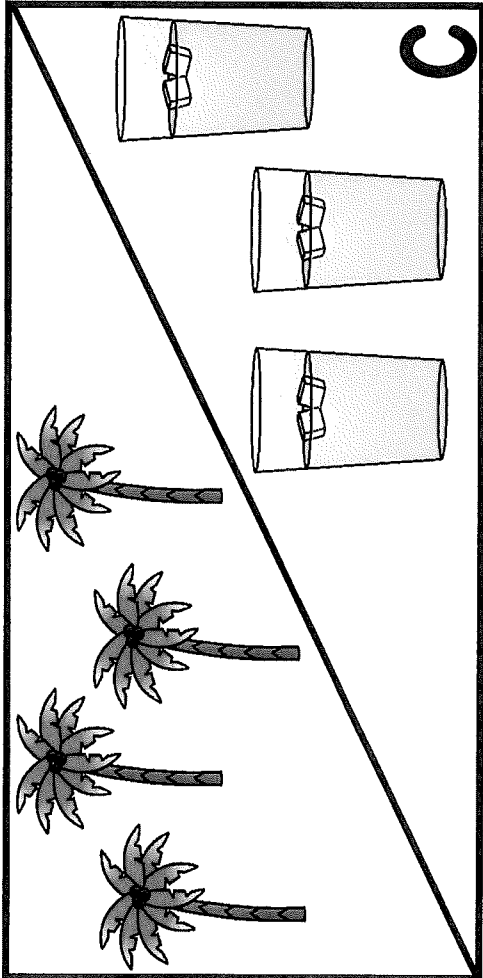
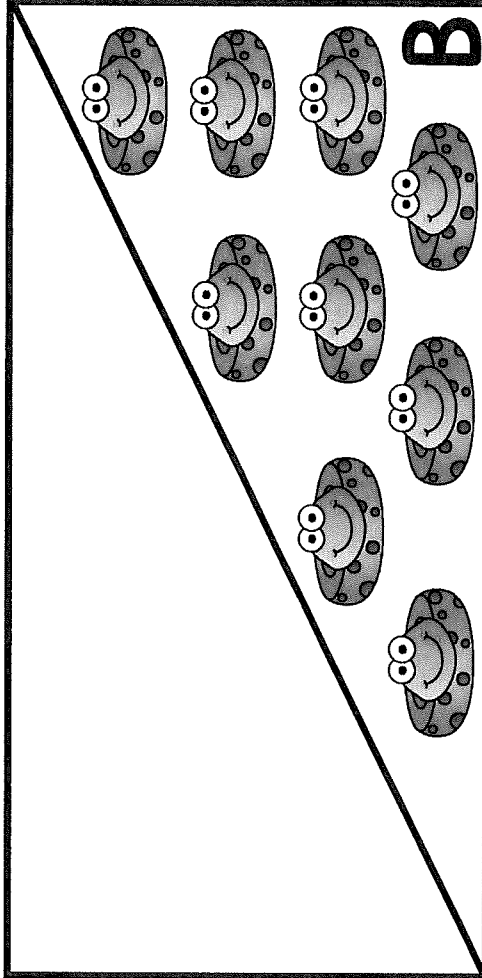
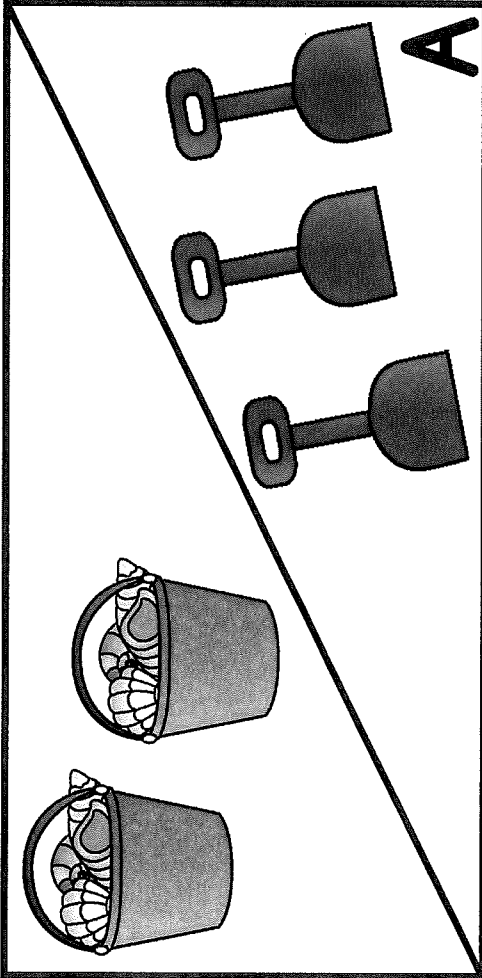
Name: _____

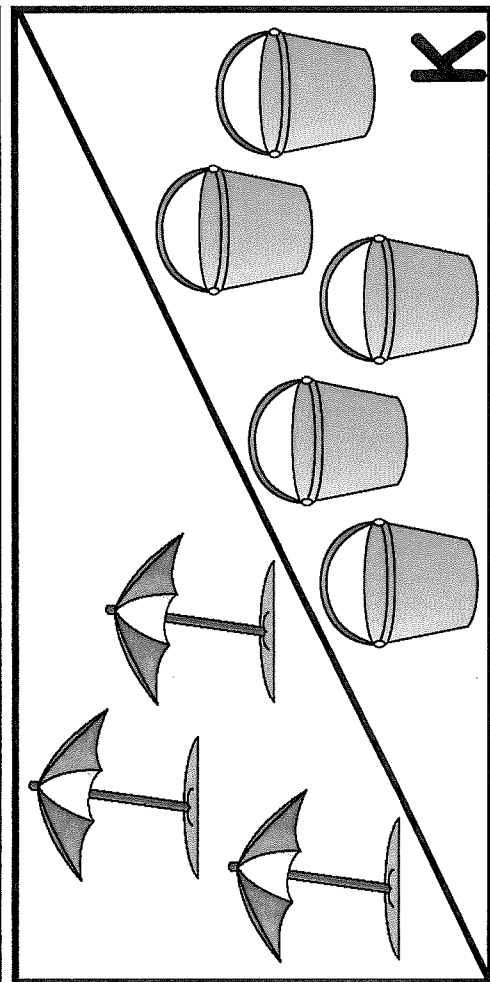

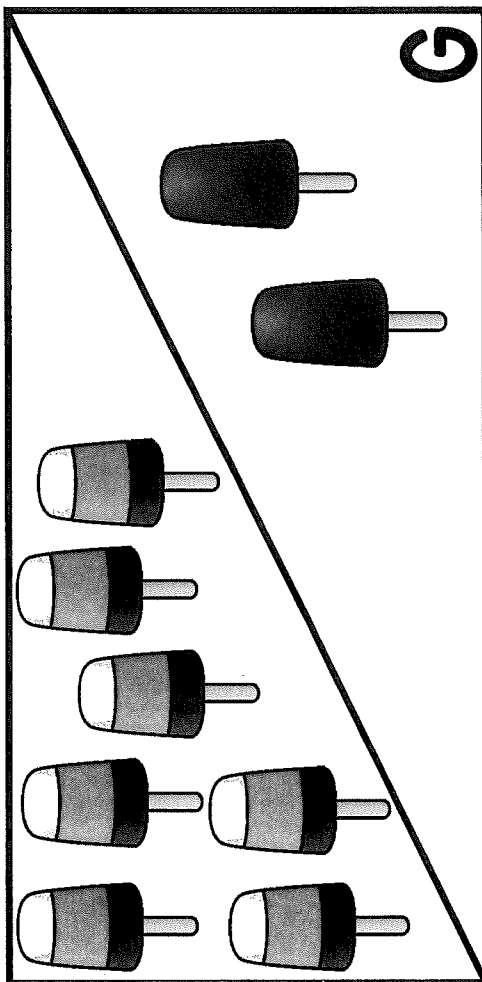
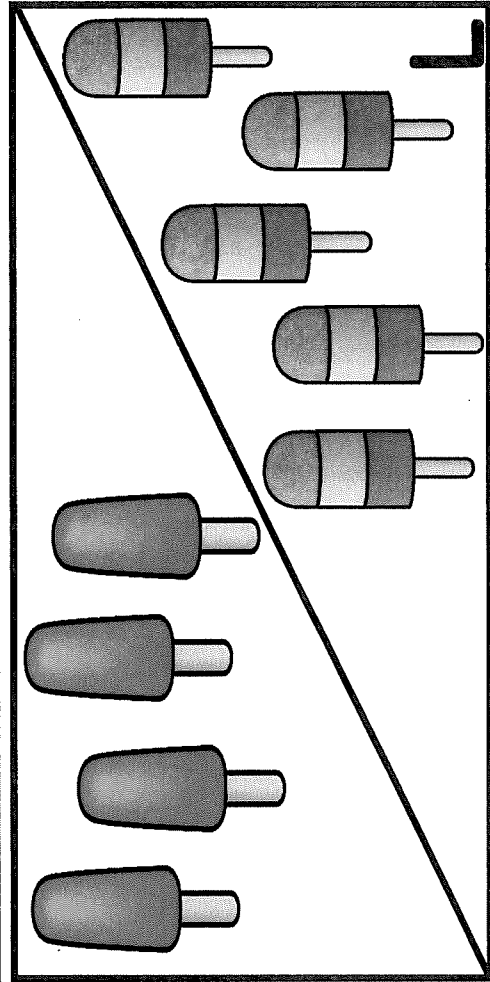
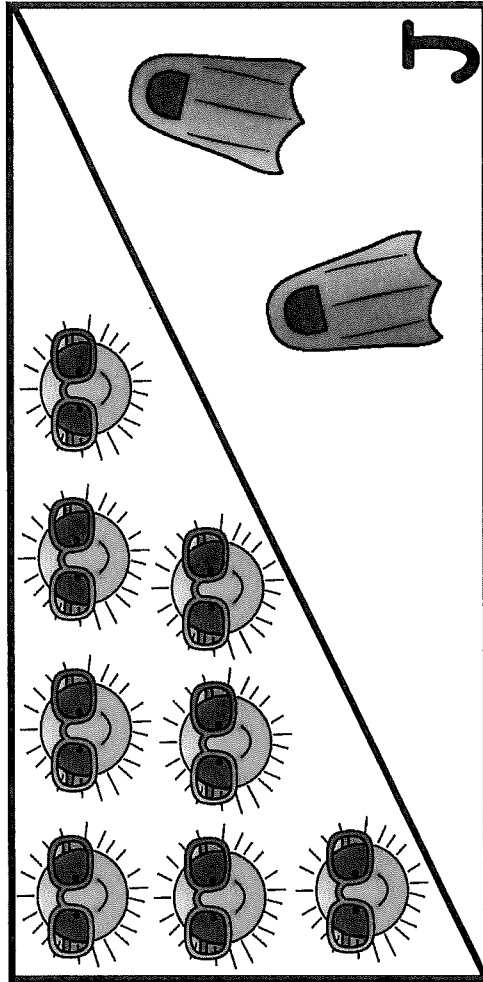
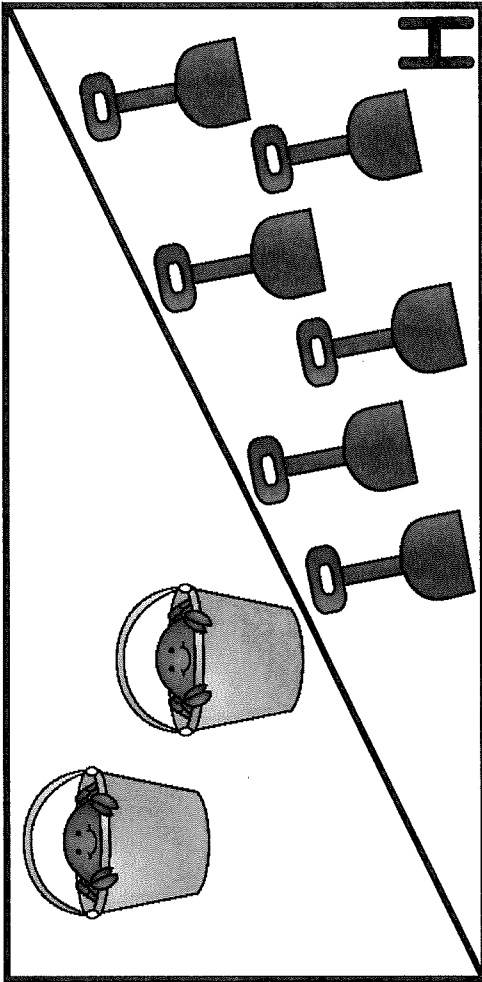
Directions: Match the letter on the card to the letters below.
Write an addition sentence to match the pictures on the card.



At the Beach Addition

 + =	 + =
 + =	 + =
 + =	 + =
 + =	 + =
 + =	 + =
 + =	 + =

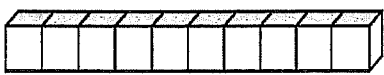
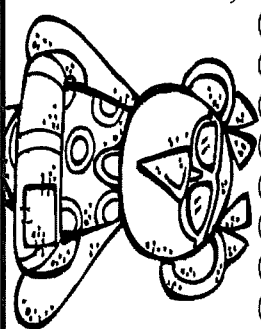




Name: _____

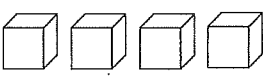
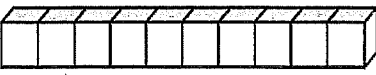
Directions: Count the base ten blocks. Dab the number to show your answer.

Base Ten Dabs



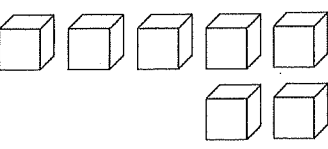
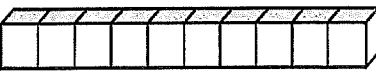
12

11



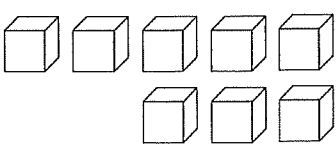
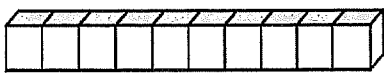
14

13



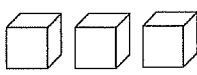
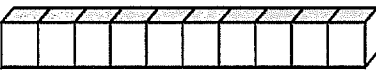
17

18



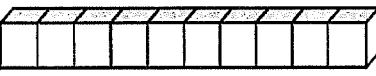
17

18



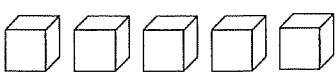
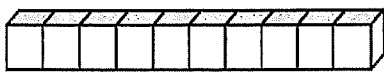
9

10



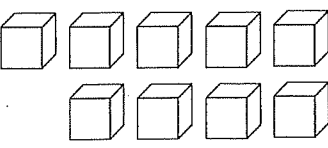
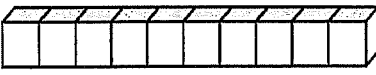
12

13



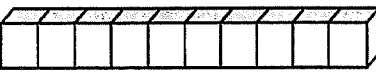
15

16



20

19

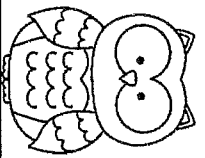


10

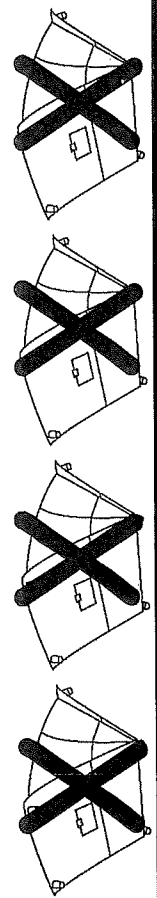

11

Name: _____


Directions: Use the pictures below to write a subtraction sentence.



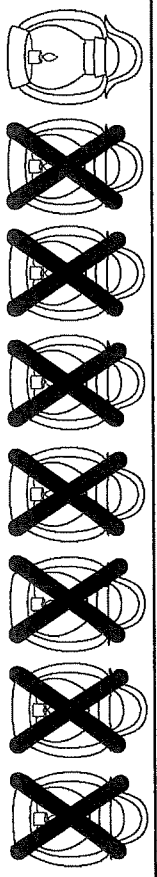
Summer Subtraction



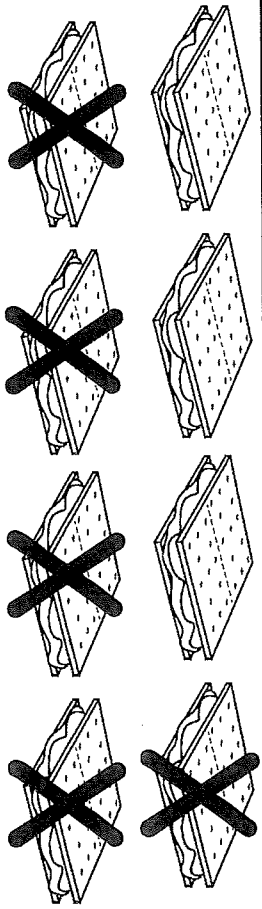
$$\underline{\quad} - \underline{\quad} = \underline{\quad}$$



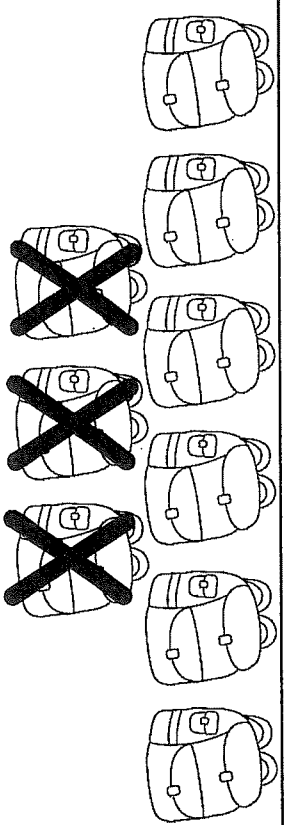
$$\underline{\quad} - \underline{\quad} = \underline{\quad}$$



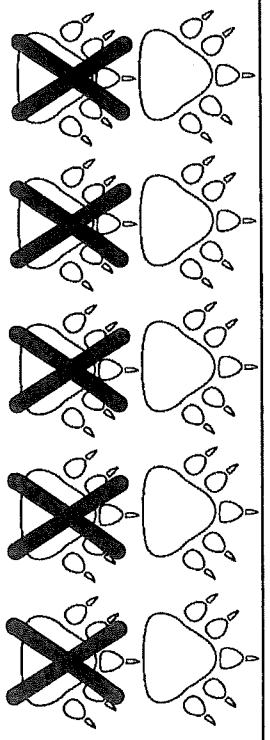
$$\underline{\quad} - \underline{\quad} = \underline{\quad}$$



$$\underline{\quad} - \underline{\quad} = \underline{\quad}$$



$$\underline{\quad} - \underline{\quad} = \underline{\quad}$$



$$\underline{\quad} - \underline{\quad} = \underline{\quad}$$

Sorting Coins by Type

penny



nickel



dime



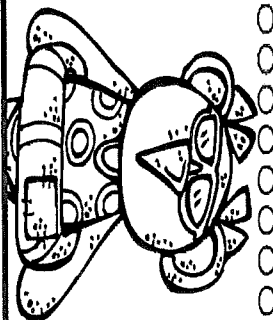
quarter

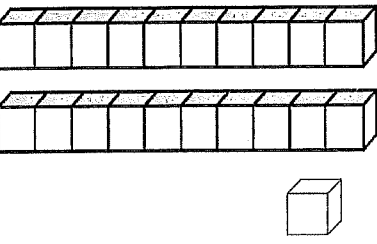

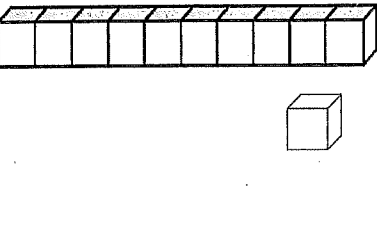

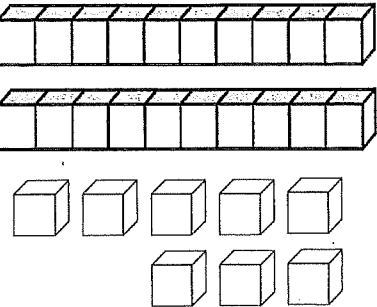

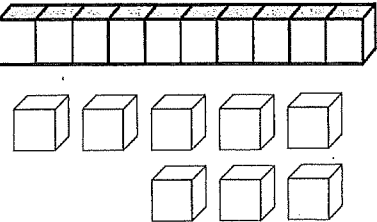

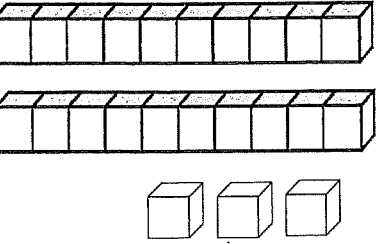

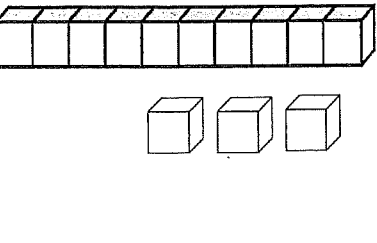

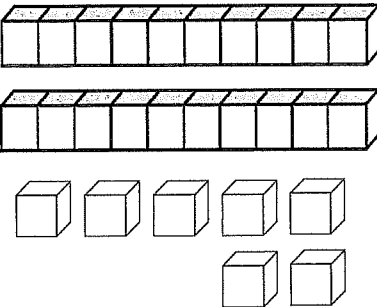

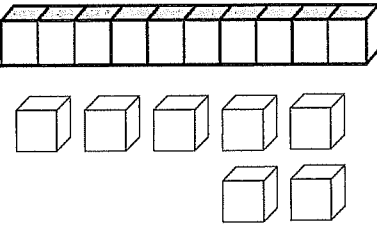

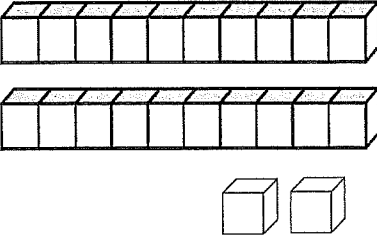

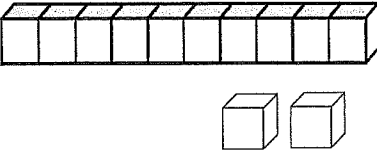

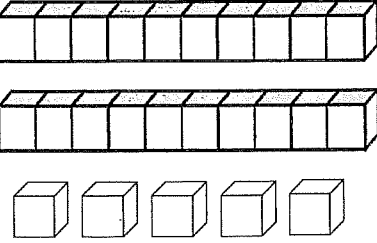

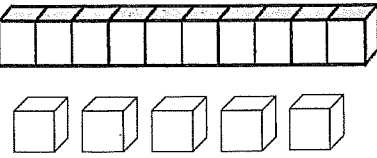

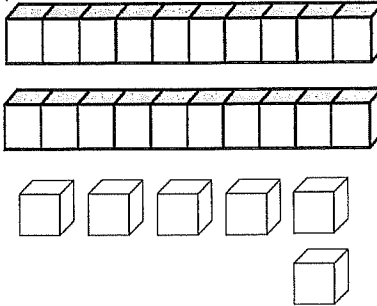

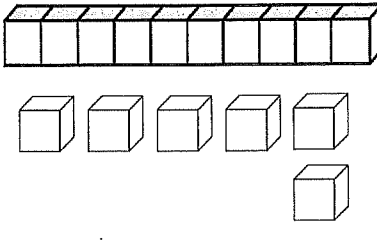

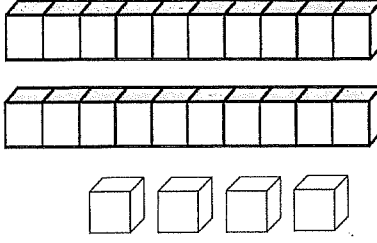

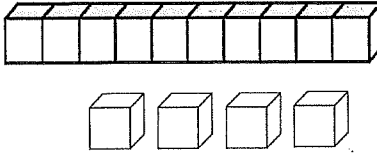

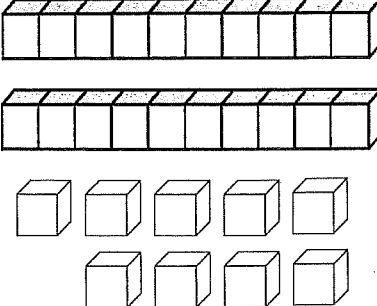

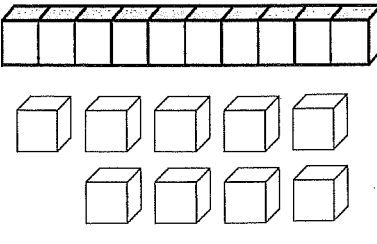



Name: _____

Directions: Count the base ten blocks. Dab the number to show your answer.

Base Ten Dab

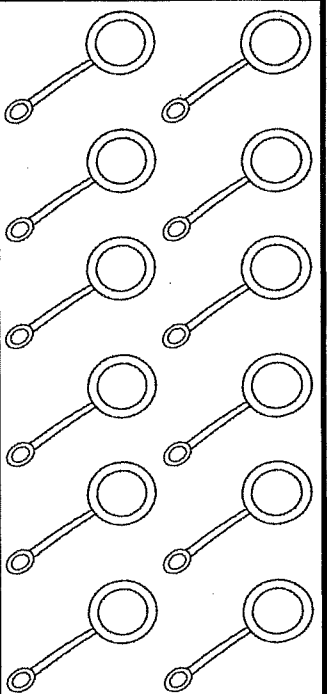



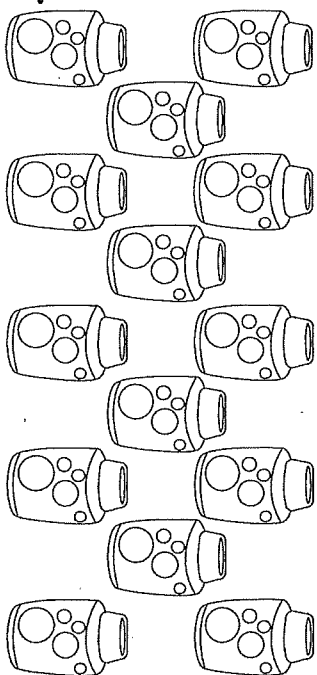
Name: _____

Count and Compare

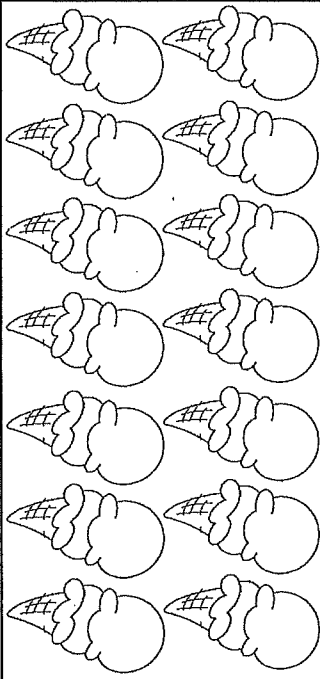
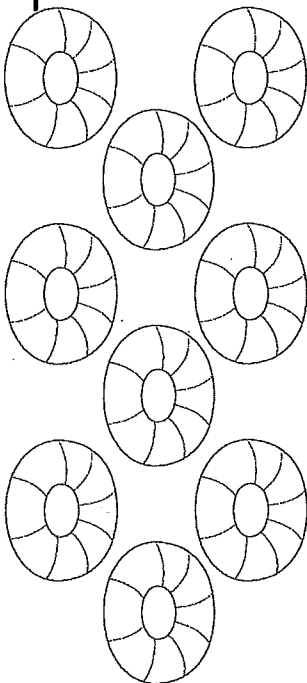
Directions: Count each set of objects and record the number on the line.
In the circle, use the symbols $<$ $>$ or $=$ to compare the numbers.



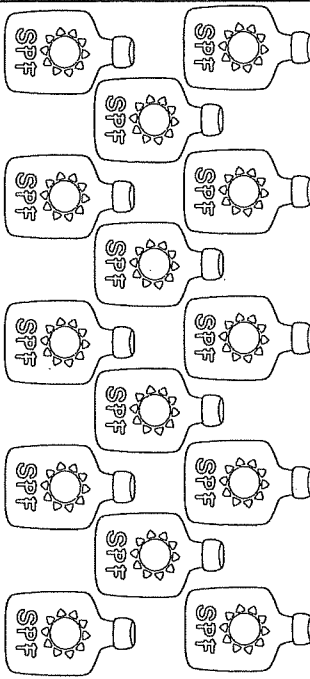
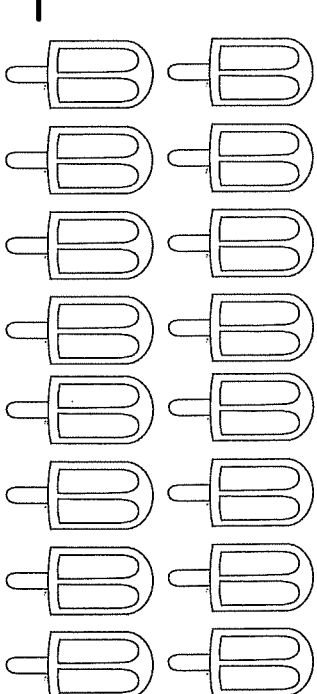
○




○



○



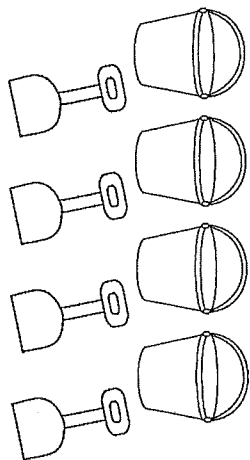
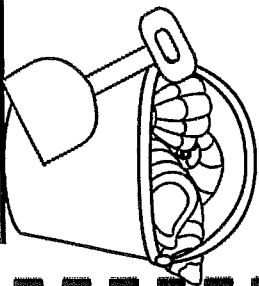
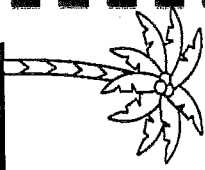
○



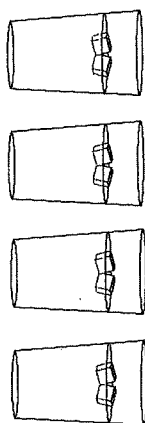
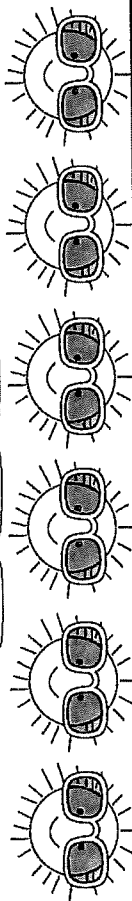
Name: _____

Directions: Use the pictures below to write an addition sentence.

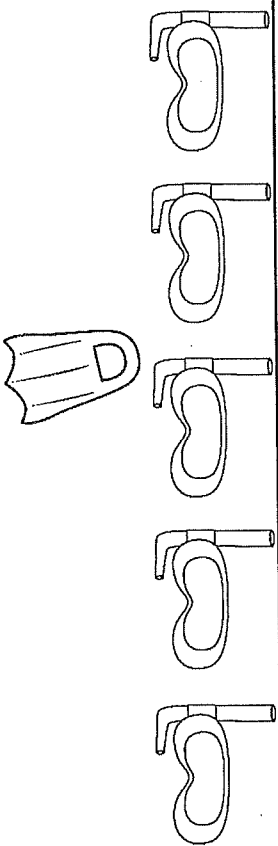
At the Beach Addition



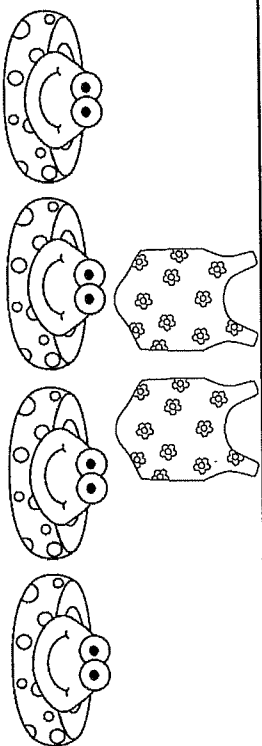
+
=
=




+
=
=



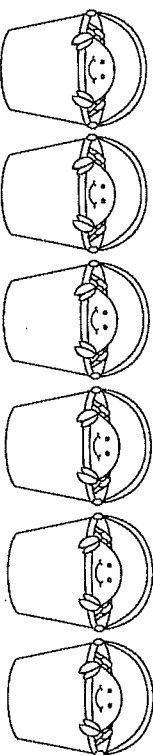
+
=
=



+
=
=



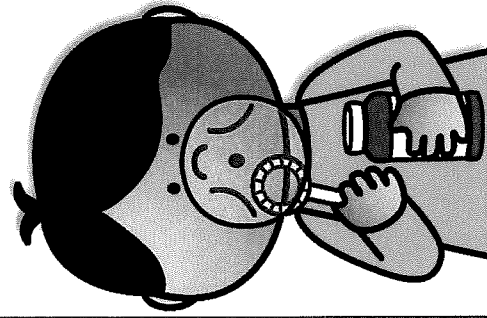
+
=
=



+
=
=

A

4



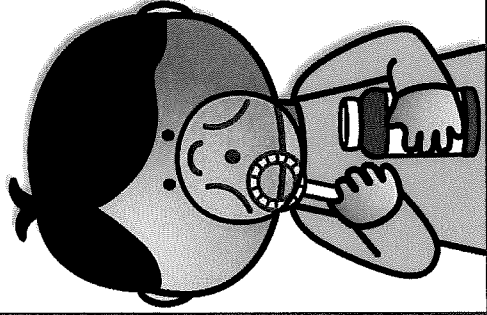
$9 - 6 =$

$2 + 2 =$

$7 - 1 =$

B

6



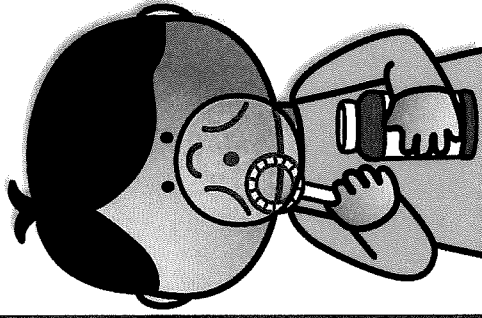
$9 - 3 =$

$3 + 5 =$

$8 - 4 =$

C

9



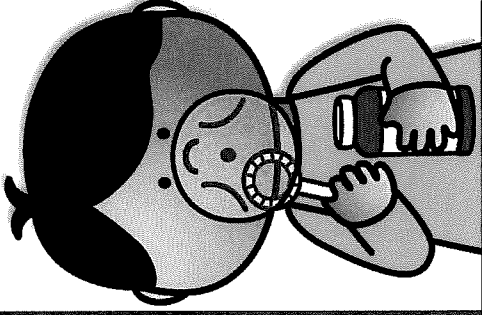
$6 + 2 =$

$9 - 2 =$

$5 + 4 =$

D

5




$7 - 2 =$

$4 + 0 =$

$8 - 4 =$

E



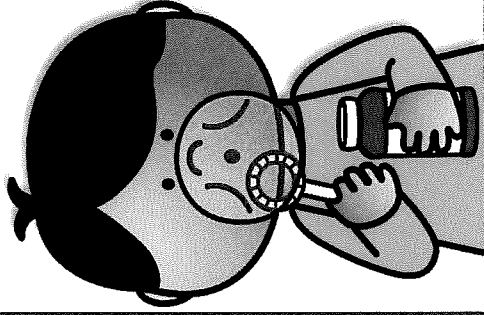
3

$2+3=$

$10-8=$

$7-4=$

F




8

$10-3=$

$6+2=$

$5+4=$

G



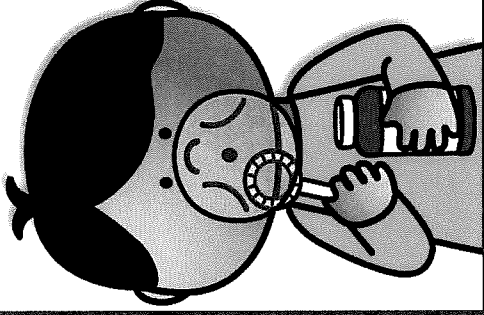
10

$4+6=$

$5+2=$

$7+1=$

H




2

$9-4=$

$7-3=$

$8-6=$



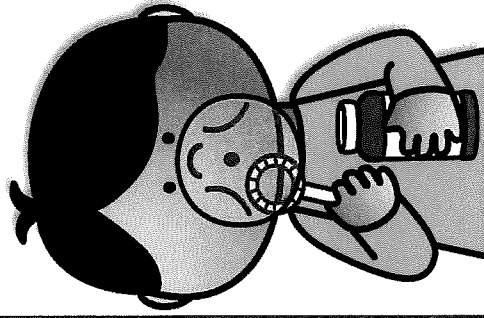
I




$0 - 3 =$

$6 - 5 =$

$7 - 5 =$



J



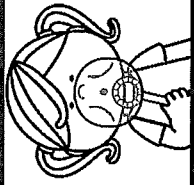
$3 + 4 =$

$10 - 4 =$


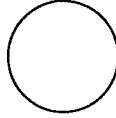

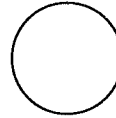

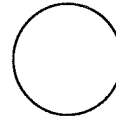

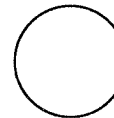

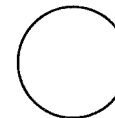
$2 + 6 =$


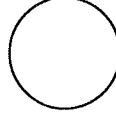

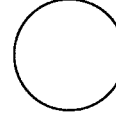

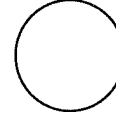

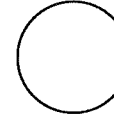

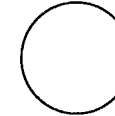
Name: _____

Bubbly Equations



Directions: Solve to determine which equation matches the number. Record the equation on the lines below.

 A		=	_____
 B		=	_____
 C		=	_____
 D		=	_____
 E		=	_____

 F		=	_____
 G		=	_____
 H		=	_____
 I		=	_____
 J		=	_____

