

# MONTHLY JOBS REPORT

OCTOBER 2020

## Nipissing District

There were 314 job postings recorded for Nipissing district in the month of October. This was a notable decrease; -10.5% (-37), from the previous month's figure of 351 postings. 2020 monthly job postings continue to under-perform the 5-year average as COVID-19 continues its impact on the Nipissing labour market. In the case of October the 2020 figure was significantly; -22.2% (-90), below the 5-year October average of 404 job postings. 164 unique employers posted jobs in October which is noticeably below; -9.2% (-17), the 5-year October average of 181.

**314** Total Number of Job Postings **↓37** from Sep.

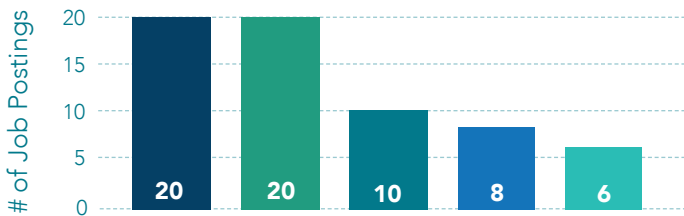
\* North American Industry Classification System (NAICS) is the system utilized by the governments of Canada, United States and Mexico in order to classify companies based on their primary functions/objectives.

## Parry Sound District

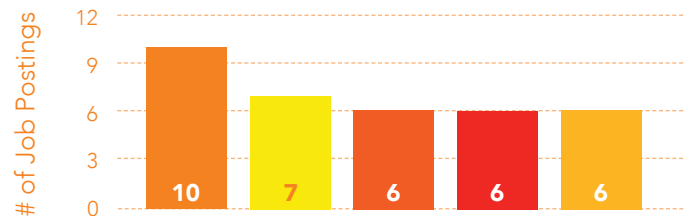
There were 103 job postings recorded for the Parry Sound district in the month of October. This figure is slightly down; -6.4% (-71), from the previous month's total of 110 postings. The October total is virtual identical; +0.2% (+/-0), to the current 5-year October average of 103 job postings. 50 unique employers posted jobs in October. For the second consecutive month there has been nearly no change to the 5-year historical average and again is indicating that Parry Sound may be experiencing less effects from COVID-19 than some of their neighbouring districts.

**103** Total Number of Job Postings **↓7** from Sep.

### Top 5 Employers Posting Jobs



### Top 5 Employers Posting Jobs



### Top 5 Industries Hiring (NAICS)



#### Top 5 Positions

- 21 Retail Sales / Customer Service Associate
- 8 Manager / Assistant Manager
- 6 Detailer / Lot Attendant
- 3 Cashier
- 2 4 Others Tied at 2

### Top 5 Industries Hiring (NAICS)



#### Top 5 Positions

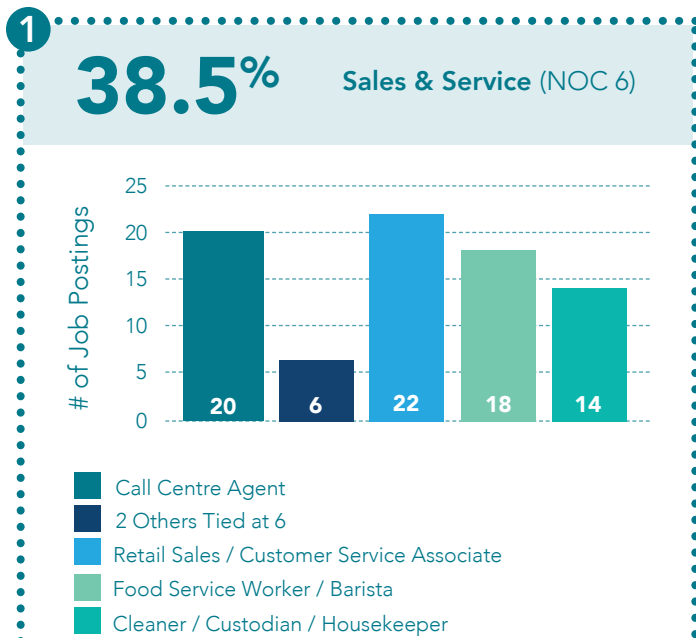
- 7 Nurse / Registered Nurse
- 5 Personal Support Worker
- 3 Cook / Kitchen Attendant
- 2 Resource Counsellor
- 2 Clinical Coordinator / Manager

- 2 19.4% : Health Care & Social Assistance (NAIC 62)
- 3 12.4% : Accommodation & Food Services (NAIC 72)
- 4 10.2% : Admin. & Support, Waste Management & Remediation Services (NAIC 56)
- 5 6.4% : Agriculture, Forestry, Fishing & Hunting (NAIC 11)

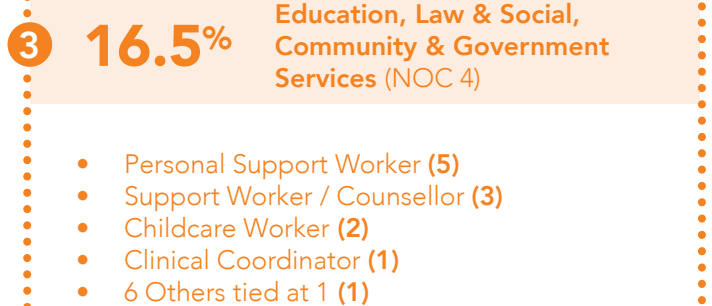
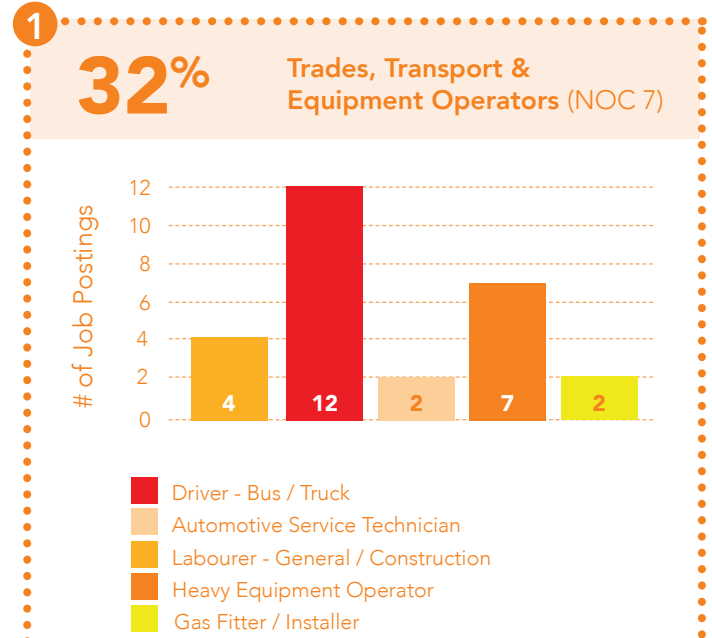
- 2 14.6% : Retail Trade (NAICS 44-45)
- 3 13.6% : Construction (NAIC 23)
- 4 11.7% : Manufacturing (NAICS 31-33)
- 5 10.7% : Transportation & Warehousing (NAICS 48-49)

\* National Occupation Classification (NOC) is the system utilized by the Government of Canada to organize occupations based on the primary job requirements and skill level.

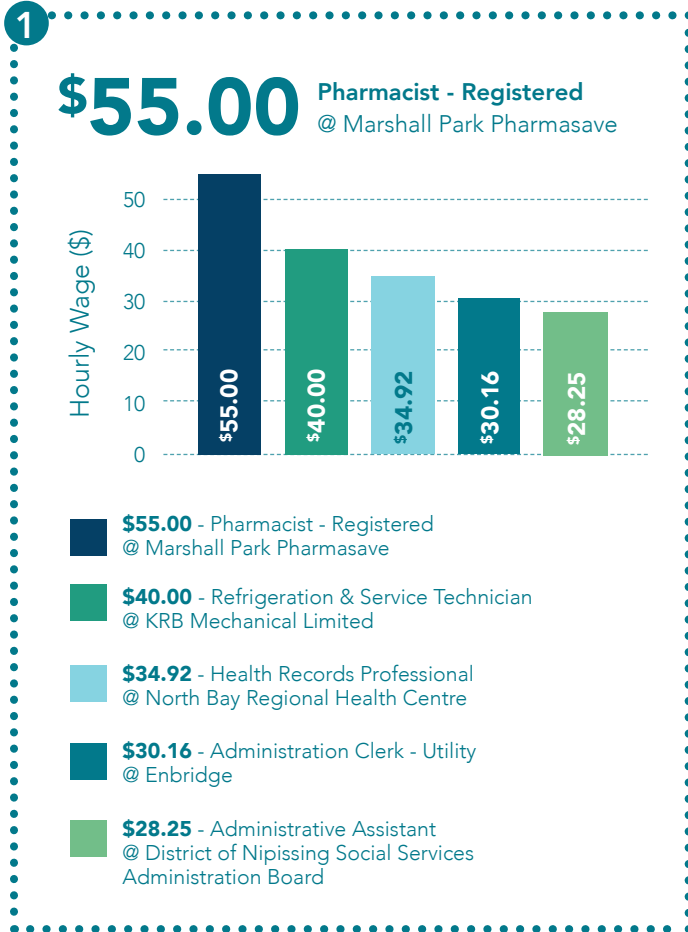
### Top 3 Occupational Categories (NOC)



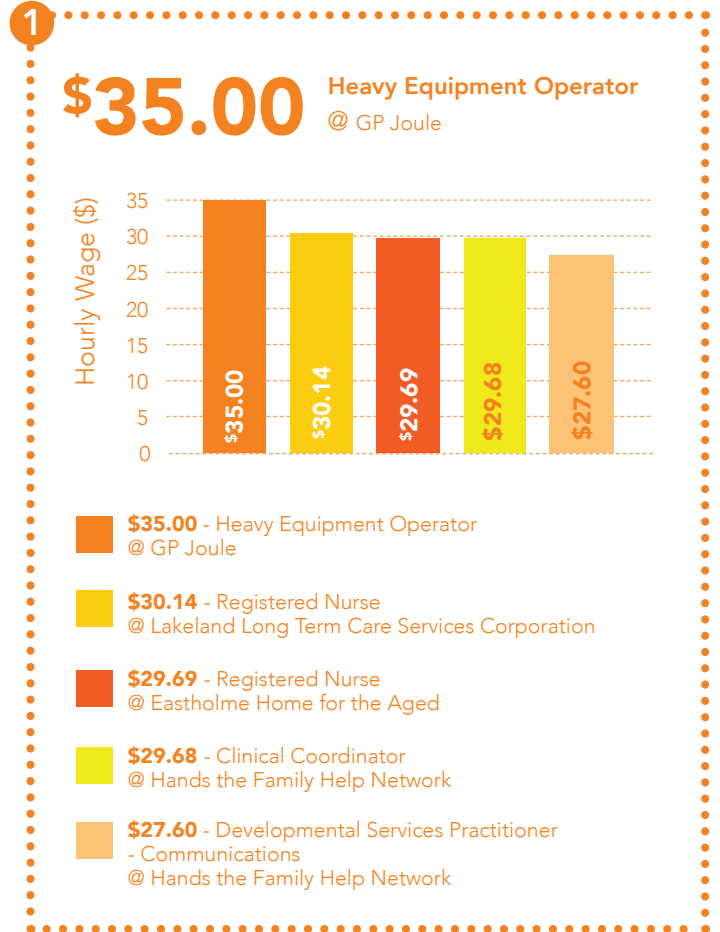
### Top 3 Occupational Categories (NOC)



## Highest Paying Posted Jobs By Hourly Wage



## Highest Paying Posted Jobs By Hourly Wage



## Highest Paying Posted Jobs By Annual Salary

1 **\$85,839**  
Human Resources Officer  
@ Hopital de Mattawa Hospital

2 **\$84,007**  
Case Manager  
@ WSIB

3 **\$68,836**  
Northern Strategy Liaison  
@ The Children's Aid Society of the District of Nipissing & Parry Sound

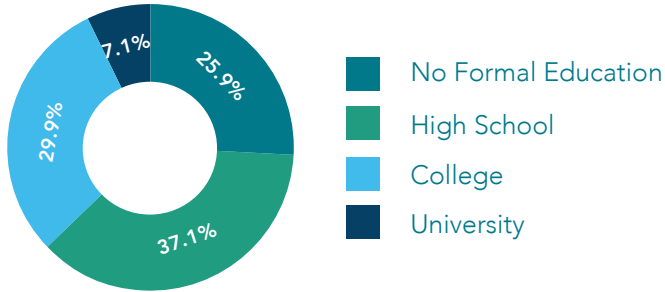
## Highest Paying Posted Job By Annual Salary

1 **\$50,461**  
Heavy Equipment Operator  
@ Municipality of Callander

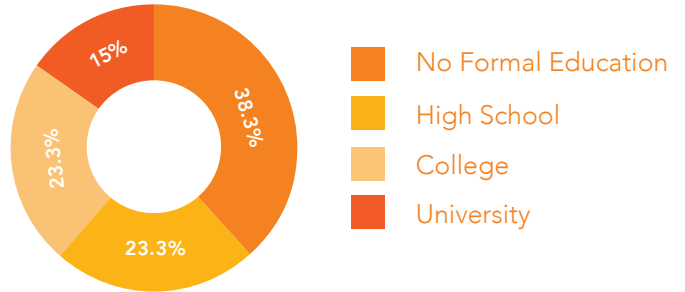
2 **\$46,972**  
Carpenter  
@ Scott Custom Building

3 **\$33,000**  
Estimator - Truss Designer  
Phoenix Building Components

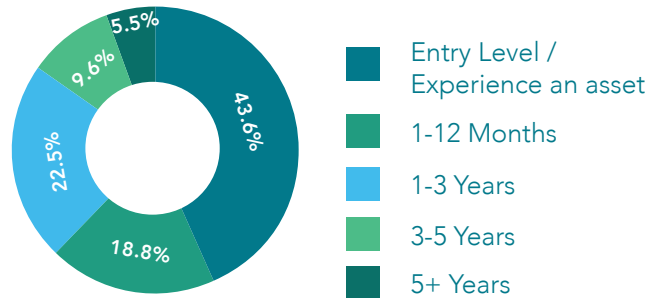
## Educational Level Requested:



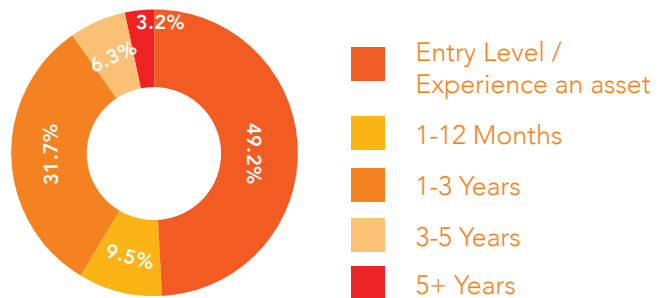
## Educational Level Requested:



## Required Experience Breakdown:



## Required Experience Breakdown:



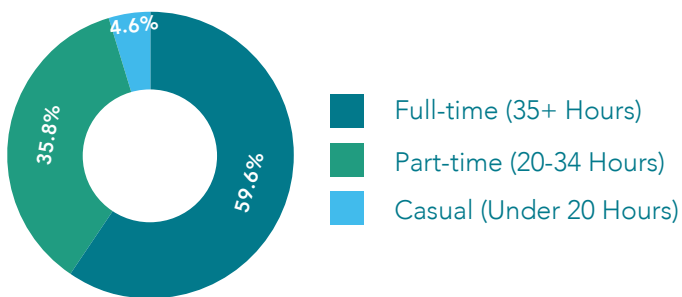
218

Postings listed experience requirements  
(69.4%)

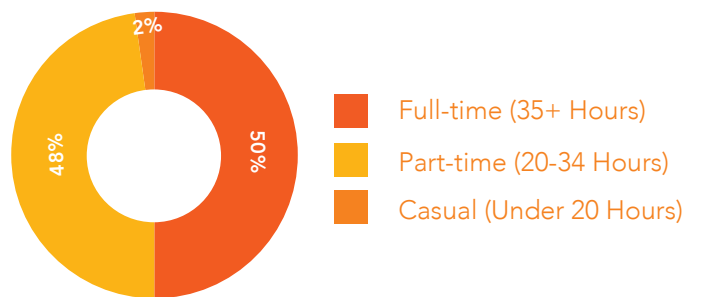
63

Postings listed experience requirements  
(61.2%)

## Full-time / Part-time Breakdown



## Full-time / Part-time Breakdown



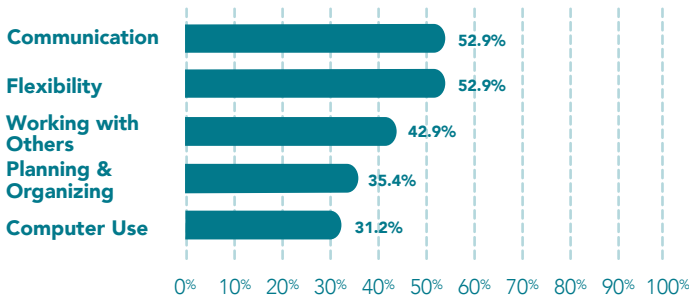
285

Postings listed hours offered (90.8%)

98

Postings listed hours offered (95.1%)

## Top 5 Most Desired Soft Skills



There were 314 job postings recorded for Nipissing district in the month of October. This was a notable decrease; -10.5% (-37), from the previous month's figure of 351 postings. 2020 monthly job postings continue to under-perform the 5-year average as COVID-19 continues its impact on the Nipissing labour market. In the case of October the 2020 figure was significantly; -22.2% (-90), below the 5-year October average of 404 job postings. 164 unique employers posted jobs in October which is noticeably below; -9.2% (-17), the 5-year October average of 181.

Of the 314 job postings in the month all (100%) were collected from online sources, 24.8% (78) were seeking a candidate with some form of valid driver's license, 7.0% (22) indicated that the successful applicant would require a vehicle for daily job duties, 24.8% (78) stated that a criminal record check would be a condition of hiring and 18.5% (58) were requiring a bilingual individual.

The average hourly wage in October for those postings which listed an hourly wage was \$17.23/hour. This notably below; -9.9% (-\$1.89/hour), the current 12-month average of \$19.12/hour. Of the 196 postings which listed an hourly wage 35.7% (70) were listed at the provincial minimum wage of \$14.25/hour (Increased October 1st). For postings that listed an annual salary the average was \$53,924.87/year. This figure is slightly above; +7.0% (+\$3,523.05/year), the current 12-month average of \$50,401.82/year.

The Retail Trade (NAICS-44-45) industry saw the greatest number of job postings in October with 19.7% (62) of the overall share amongst all major industry classifications. This was slightly above; +1.5%, in posting share when compared to the previous month's figure of 18.2%. The largest month-over-month decrease amongst all major industry classifications of -6.8% was seen in the Trades and Transportation (NAICS 48-49) industry; while the largest month-over-month increase in job postings was seen within the Agriculture, Forestry, Fishing and Hunting (NAICS-11) industry with a +6.4% change to make up 6.4% of the postings in October.

### WHAT IS THE LMG MONTHLY JOBS REPORT?

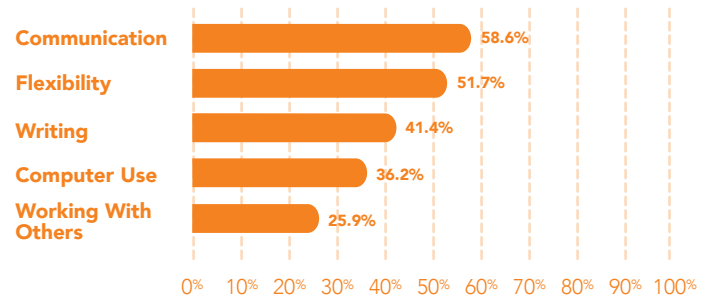
This Jobs Report is a monthly publication produced by The Labour Market Group. Each month we compile a list of jobs that were posted or advertised through a variety of sources in our community. This report provides current, key information about job postings in the Nipissing & Parry Sound districts. Job postings were gathered online from [www.jobbank.gc.ca](http://www.jobbank.gc.ca), [www.indeed.ca](http://www.indeed.ca), and [www.wowjobs.ca](http://www.wowjobs.ca), and the North Bay & District Jobs Facebook page. They were also gathered from our local newspapers including: Almaguin News, Parry Sound North Star, North Bay Nugget, Mattawa Recorder, and West Nipissing Tribune. The job postings in this study are by no means an exhaustive list of every available job during the collection period. It is simply a tally of jobs posted from the sources listed above. For more clarification on the collection process of this Jobs report, please contact [info@thelabourmarketgroup.ca](mailto:info@thelabourmarketgroup.ca). We would be more than happy to review our process with you!

<sup>2</sup> Includes placement agencies, employment service providers and temporary agencies postings which could otherwise fall under other industries but actual employers are unknown at this time.

<sup>3</sup> HGS and Zedd both post very frequently and state they are looking for large numbers of employees. As a result only 1 posting for each was considered

For more information & further details about local jobs, please contact :  
**The Labour Market Group**  
 Toll Free: 1-877-223-8909  
[info@thelabourmarketgroup.ca](mailto:info@thelabourmarketgroup.ca)

## Top 5 Most Desired Soft Skills



There were 103 job postings recorded for the Parry Sound district in the month of October. This figure is slightly down; -6.4% (-71), from the previous month's total of 110 postings. The October total is virtual identical; +0.2% (+/-0), to the current 5-year October average of 103 job postings. 50 unique employers posted jobs in October. For the second consecutive month there has been nearly no change to the 5-year historical average and again is indicating that Parry Sound may be experiencing less effects from COVID-19 than some of their neighbouring districts.

Of the 103 job postings in the month 100% (103) were collected from online sources, 36.9% (38) were seeking a candidate with some form of valid driver's license, 14.6% (15) indicated that the successful applicant would require a vehicle for daily job duties, 9.7% (10) stated that a criminal record check would be a condition of hiring and 1.0% (1) were requiring a bilingual individual.

The average hourly wage in October for those postings which listed an hourly wage was \$18.69/hour. This figure is slightly above; +1.7% (+\$0.31/hour), the current 12-month average of \$18.38/hour. Of the 59 postings which listed an hourly wage 22.0% (13) were listed at the provincial minimum wage of \$14.25/hour (increased in October). For postings that listed an annual salary the average was \$40,858.25/year. The current 12-month average is \$43,046.51/year.

The Health Care and Social Assistance (NAICS-62) industry saw the greatest number of job postings in October with 28.2% (29) of the overall share amongst all major industry classifications; representing the largest month-over-month decrease in job posting share amongst all major industrial classifications of -9.1%. The greatest month-over-month job share increase of +8.9% was seen within the Transportation and Warehousing (NAICS-48-49) industry.