

**AUCTION SUMMARY**

<a href="#">LSD MARS 1218</a>		6,800	Wednesday		
<b>OKC WEST LIVESTOCK AUCTION</b>					
		El Reno, OK			
Feeder Steers	400-500 lbs	192.50-208.00	Feeder Heifers 400-500 lbs	168.00-179.00	
Medium &	500-600 lbs	179.00-186.00	Medium &	500-600 lbs	154.00
Large #1	600-700 lbs	160.00-175.00	Large #1	600-700 lbs	143.00-154.00
	700-800 lbs	149.50-159.00		700-800 lbs	130.00-140.25
	800-900 lbs	134.00-153.50		800-900 lbs	123.50-129.25

<a href="#">TO_LS750</a>		4,117	Wednesday		
<b>TORRINGTON LIVESTOCK COMMISSION CO.</b>					
		Torrington, WY			
Feeder Steers	400-500 lbs	190.00-215.00	Feeder Heifers 400-500 lbs	173.00-186.00	
Medium &	500-600 lbs	179.00-199.00	Medium &	500-600 lbs	158.00-176.00
Large #1	600-700 lbs	168.00-186.00	Large #1	600-700 lbs	146.75-162.00
	700-800 lbs	142.00-165.00		700-800 lbs	138.00-150.00
	800-900 lbs	143.00-149.50		800-900 lbs	134.00-137.75

<a href="#">SF_LS756</a>		3,465	Wednesday		
<b>HUB CITY LIVESTOCK AUCTION</b>					
		Aberdeen, SD			
Feeder Steers	500-600 lbs	176.00	Feeder Heifers 500-600 lbs	152.00-163.50	
Medium &	600-700 lbs	161.00-172.00	Medium &	600-700 lbs	137.00-157.50
Large #1	700-800 lbs	147.50-160.50	Large #1	700-800 lbs	133.50-143.50
	800-900 lbs	136.50-151.25		800-900 lbs	124.50-131.25
	900-1000 lbs	132.00-142.75		900-1000 lbs	124.50-127.40

<a href="#">Live Cattle Settlements</a>		<a href="#">Feeder Cattle Settlements</a>		Wednesday	
<b>CHICAGO MERCANTILE EXCHANGE LIVESTOCK FUTURES SETTLEMENT</b>					
<b>Live Cattle</b>		<b>Change</b>	<b>Feeder Cattle</b>	<b>Change</b>	
Apr	126.93	(0.23)	Apr	145.33	(0.35)
Jun	122.38	(0.08)	May	150.60	(0.60)
Aug	119.55	0.23	Aug	160.45	0.25

<a href="#">Corn Settlements</a>		<a href="#">Soybean Settlements</a>		Wednesday	
<b>CHICAGO BOARD OF TRADE GRAIN FUTURES SETTLEMENT</b>					
<b>Corn</b>		<b>Change</b>	<b>Soybeans</b>	<b>Change</b>	
May	3.5825	(0.7500)	May	8.7900	(9.0000)
Jly	3.6700	(0.7500)	Jly	8.9250	(9.2500)
Sep	3.7500	(1.0000)	Aug	8.9850	(9.0000)

<a href="#">KC Wheat</a>		<b>Wheat</b>		<b>Change</b>	
<b>KANSAS CITY BOARD OF TRADE</b>					
			May	4.2050	3.5000
			Jly	4.2625	3.7500
			Sep	4.3475	2.5000

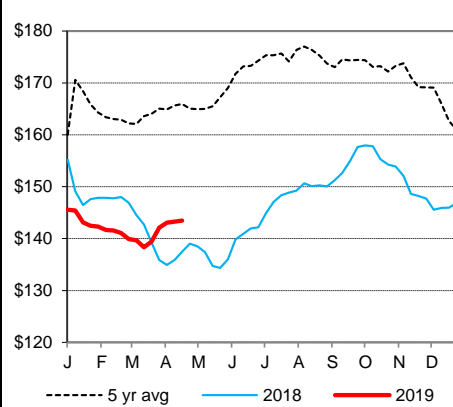
<a href="#">LM_CT100</a>		Tuesday	
<b>5 AREA WKLY ACCUMULATED WTD AVG SLAUGHTER CATTLE PRICE</b>			
	<b>Head Count</b>	<b>Avg Weight</b>	<b>Avg Price</b>
Live Steer	335	1,412	126.80
Live Heifer	397	1,336	127.06
Dressed Steer	20	844	204.00
Dressed Heifer	0	NA	NA

<a href="#">LM_XB403</a>		Wednesday	
<b>DAILY ESTIMATED BOXED BEEF CUTOUT VALUES</b>			
<b>Choice</b>	<b>Select</b>	<b>Choice Cuts</b>	113 loads
<b>600-900#</b>	<b>600-900#</b>	<b>Select Cuts</b>	27 loads
232.76	220.16	<b>Trimming</b>	14 loads
0.71	(0.99)	<b>Grinds</b>	30 loads

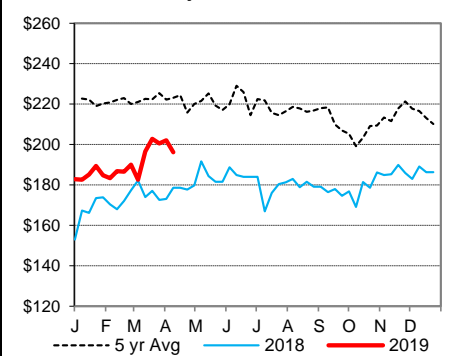
<a href="#">SJ_LS710</a>		Wednesday	
<b>ESTD DAILY CATTLE SLAUGHTER</b>			
Tuesday	121,000		
Week Ago (est)	120,000		
Year Ago (act)	120,000		
Wk to date (est)	363,000		
Last Week (est)	360,000		
Last Year (act)	356,000		
Previous Day Estimated:	Steer and Heifer	95,000	
	Cow and Bull	26,000	

<a href="#">LSD MARS 1797</a>		Wednesday	
<b>SLAUGHTER COW MARKET</b>			
<b>Joplin Regional Stockyards</b>			
	<b>Pct Lean</b>	<b>Price</b>	
Breaking	70-80	55.00-60.00	
Boning	80-85	52.00-58.00	
Lean	85-90	41.00-48.00	
<b>Monday</b>			

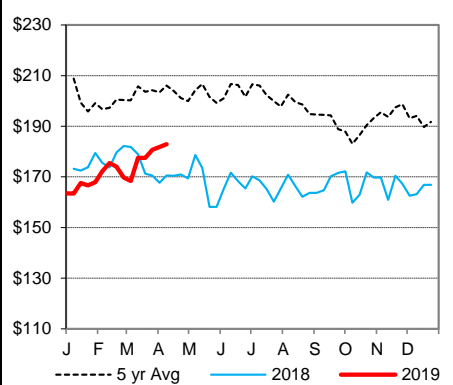
**CME Feeder Cattle Index**



**Oklahoma City 400-500 lb Steer Price**



**Oklahoma City 500-600 lb Steer Price**



**Oklahoma City 700-800 lb Steer Price**

