

National Weekly Cattle And Beef Summary *resent for graph sizing*

Des Moines, Iowa
For Week Ending:

Mon Apr 15, 2019
4/12/2019

USDA Livestock, Poultry & Grain Market News

This Week Prior Week Last Year

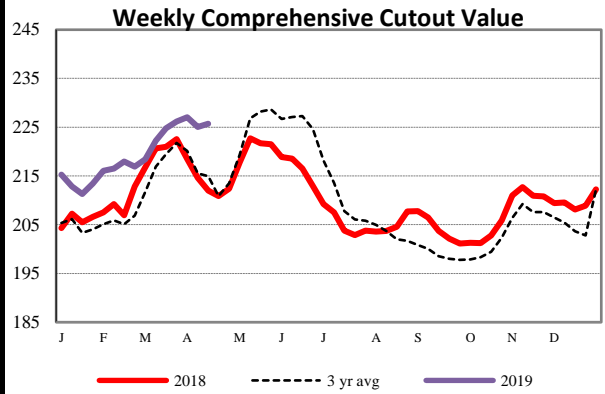
[LM XB463](#)

NATIONAL COMPREHENSIVE BOXED BEEF

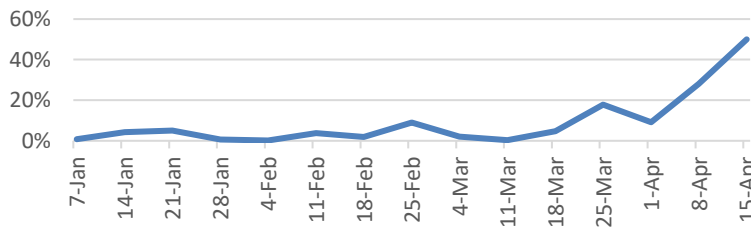
CUTOUT VALUES	225.72	225.08	211.97
Primal Rib	373.92	371.52	347.42
Primal Chuck	175.47	176.56	169.22
Primal Round	174.01	177.54	163.13
Primal Loin	312.98	307.74	283.81

[WEEKLY COMPREHENSIVE ITEM SUMMARY](#)

Select & Choice Spot Market Loads	474
Comprehensive Loads	3615
CH&SE Percent of the Comprehensive	13%



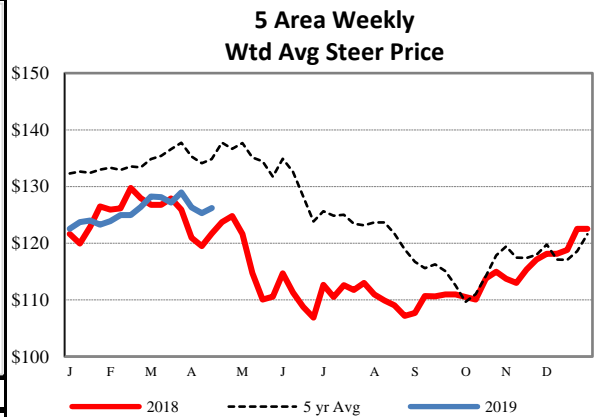
KS Origin Cash Cattle to NE Harvest



[LM CT 169](#)

DIRECT CATTLE PREMIUM AND DISCOUNTS

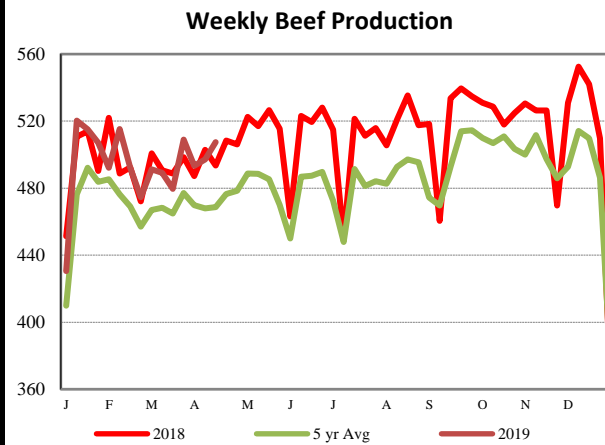
Prime	10.30	10.30	11.09
Choice	0.00	0.00	0.00
Select	(9.36)	(8.80)	(10.79)
Standard	(26.42)	(26.42)	(23.65)
CAB	4.04	4.04	3.48



[LM CT150](#)

5 AREA WEEKLY WEIGHTED CATTLE PRICE

Live Steer	126.19	125.30	119.49
Live Heifer	125.24	125.01	119.07
Dressed Steer	204.91	204.41	189.97
Dressed Heifer	204.85	204.84	189.71



[NW LS441](#)

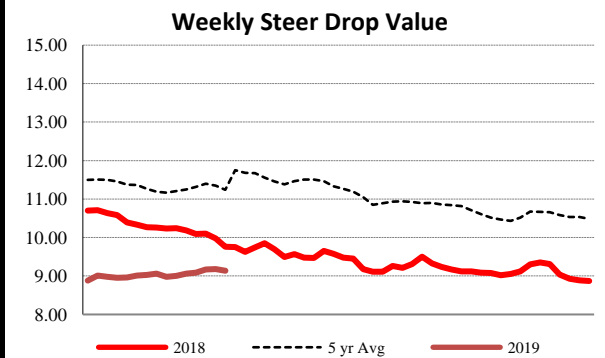
USDA BY-PRODUCT DROP VALUE (STEER)

	9.14	9.18	9.76
--	------	------	------

[SJ LS712](#)

WEEKLY ESTIMATED BEEF PRODUCTION

4/12/2019	(Estimate)	(Estimate)	(Actual)
Slaughter	634,000	621,000	611,000
Live Weights	1339	1340	1343
Dressed Weights	802	803	810
Beef Production (mil lbs)	507.4	497.2	493.6



[NW LS196](#)

WEEKLY STEER HEIFER GRADING REPORT

Week Ending: Apr 05, 2019

Quality Grades for All Regions

Prime	9.75%	9.96%	7.92%
Choice	72.25%	73.24%	71.73%
Select	14.52%	13.72%	17.15%
Grading by State			
	<u>Nebraska</u>	<u>Kansas</u>	<u>Texas</u>
Prime	12.02%	6.32%	4.64%
Choice	72.13%	75.41%	68.92%
Select	10.19%	15.75%	24.00%

USDA Livestock, Poultry & Grain Market News

Des Moines, Iowa

Phone: 515-284-4460

Email: desm.lgmn@usda.gov

www.ams.usda.gov/LSMarketNews