

National Daily Feeder and Stocker Cattle PM Summary
St. Joseph, Missouri **Monday, April 15, 2019**

USDA Livestock, Poultry & Grain Market News

AUCTION SUMMARY

LSD MARS 1853		3,889	Friday
ERICSON LIVESTOCK MARKET			
Ericson, NE			
Feeder Steers	400-500 lbs	187.50-195.50	Feeder Heifers 400-500 lbs 165.00-175.00
Medium &	500-600 lbs	180.00-195.50	Medium & 500-600 lbs 152.00-163.50
Large #1	600-700 lbs	168.50-185.25	Large #1 600-700 lbs 146.00-148.50
	700-800 lbs	158.00-164.25	700-800 lbs 143.00-147.00
	800-900 lbs	146.85-154.25	800-900 lbs 140.10

LSD MARS 1810		3,162	Friday
EASTERN MO COMMISSION COMPANY			
Bowling Green, MO			
Feeder Steers	400-500 lbs	185.00-187.50	Feeder Heifers 400-500 lbs 152.00-166.00
Medium &	500-600 lbs	169.50-185.00	Medium & 500-600 lbs 142.00-156.00
Large #1	600-700 lbs	157.50-174.75	Large #1 600-700 lbs 135.50-145.00
	700-800 lbs	143.50-161.75	700-800 lbs 126.00-139.00
	800-900 lbs	135.50-143.00	800-900 lbs

NW LS724		2,514	Friday
DUNLAP LIVESTOCK AUCTION			
Dunlap, IA			
Feeder Steers	400-500 lbs	190.50-203.00	Feeder Heifers 400-500 lbs 161.00-177.00
Medium &	500-600 lbs	179.00-197.00	Medium & 500-600 lbs 154.00-168.00
Large #1	600-700 lbs	150.00-185.00	Large #1 600-700 lbs 142.00-155.00
	700-800 lbs	143.00-157.00	700-800 lbs 131.00-136.00
	800-900 lbs	135.00-148.75	800-900 lbs 127.25-130.00

[Live Cattle Settlements](#) [Feeder Cattle Settlements](#) Monday

CHICAGO MERCANTILE EXCHANGE LIVESTOCK FUTURES SETTLEMENT

Live Cattle			Feeder Cattle		
	Price	Change		Price	Change
Apr	126.30	(0.25)	Apr	145.67	0.25
Jun	121.47	0.02	May	151.02	0.52
Aug	118.32	0.12	Aug	159.15	0.45

[Corn Settlements](#) [Soybean Settlements](#) Monday

CHICAGO BOARD OF TRADE GRAIN FUTURES SETTLEMENT

Corn			Soybeans		
	Price	Change		Price	Change
May	3.6275	0.0175	May	8.9875	0.0350
Jly	3.7150	0.0200	Jly	9.1250	0.0375
Sep	3.7950	0.0200	Aug	9.1800	0.0375

[KC Wheat](#) [Wheat](#) Change

KANSAS CITY BOARD OF TRADE			Wheat		
	Price	Change		Price	Change
May	4.2725	(0.0700)	May	4.2725	(0.0700)
Jly	4.3350	(0.0775)	Jly	4.3350	(0.0775)
Sep	4.4400	(0.0800)	Sep	4.4400	(0.0800)

[LM CT100](#) Monday

5 AREA WKLY ACCUMULATED WTD AVG SLAUGHTER CATTLE PRICE

	Head Count	Avg Weight	Avg Price
Live Steer	22,584	1,406	126.19
Live Heifer	13,557	1,274	125.24
Dressed Steer	8,517	902	204.91
Dressed Heifer	4,615	816	204.85

[LM XB403](#) Monday

DAILY ESTIMATED BOXED BEEF CUTOUT VALUES

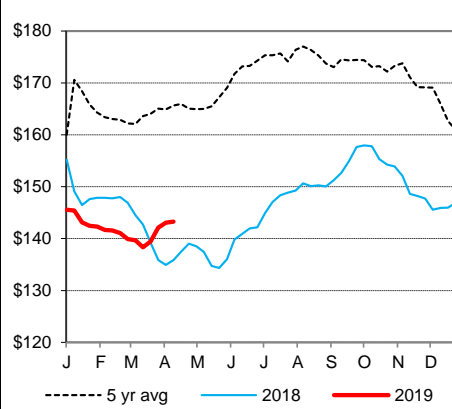
Choice	Select	Choice Cuts	45	loads
600-900#	600-900#	Select Cuts	21	loads
230.98	221.22	Trimming	13	loads
2.23	0.20	Grinds	14	loads

[SJ LS710](#) [SJ LS142](#)

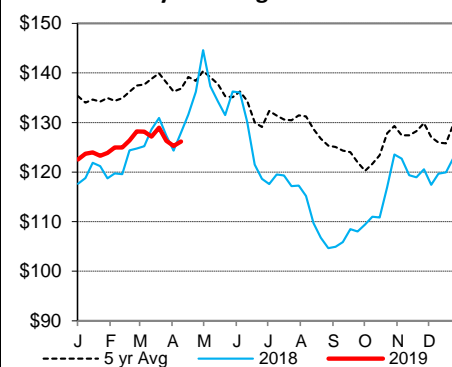
ESTD DAILY CATTLE SLAUGHTER **SLAUGHTER COW MARKET**

Monday	121,000	New Holland Sales Stables		
Week Ago (est)	120,000	Thursday	Pct Lean	Price
Year Ago (act)	115,000	Breaking	70-80	54.00-58.00
Wk to date (est)	121,000	Boning	80-85	53.00-57.50
Last Week (est)	120,000	Lean	85-90	44.00-50.00
Last Year (act)	115,000	Friday	Saturday	
Previous Day Estimated:	Steer and Heifer	93,000	39,000	
	Cow and Bull	25,000	10,000	

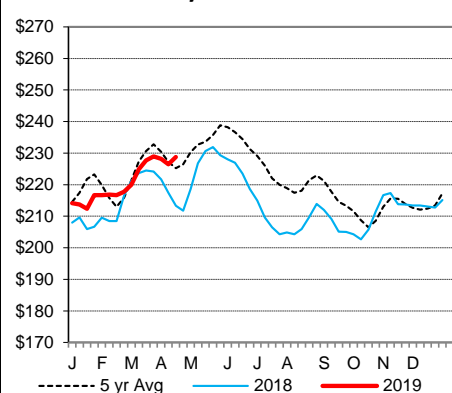
CME Feeder Cattle Index



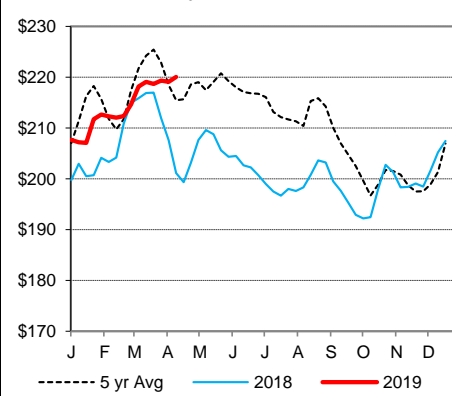
5 Area Wkly Wtd Avg Sltr Steer Price



Weekly Choice Cutout



Weekly Select Cutout



USDA Livestock, Poultry & Grain Market News

St. Joseph, Missouri
 Phone: 816-676-7000
 Email: stjoe.lpgmn@usda.gov
<http://www.ams.usda.gov/LSMarketNews>