

Daily Direct Steer and Heifer Slaughter Cattle Summary

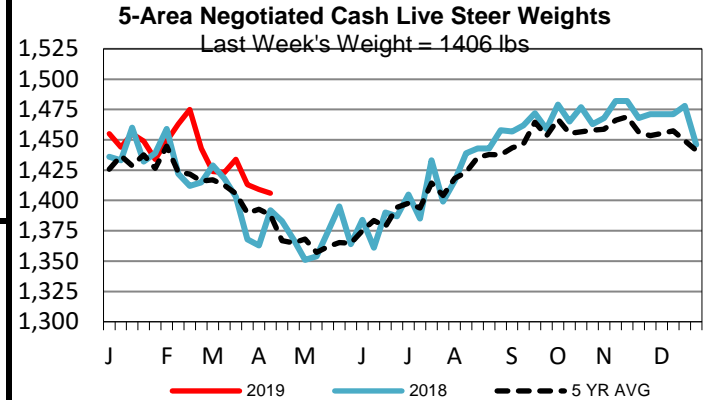
For Trade on:

Friday, April 12, 2019

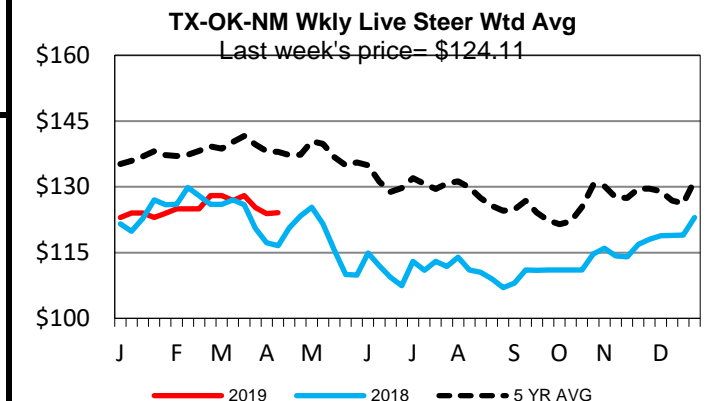
LM CT100	5-AREA	LM CT109	
Neg. Cash Volume:	34,984	Dressed Formula Vol:	47,163
Live Steer Avg:	\$127.82	Steer/Heifer Avg:	\$202.21
Live Heifer Avg:	\$127.50	Dressed Neg. Grid Vol:	1,958
Dressed Steer Avg:	\$204.93	Steer/Heifer Avg:	\$204.00
Dressed Heifer Avg:	\$205.01	TOTAL VOLUME:	84,105
LM CT106	TOTAL WK TO DATE VOLUME:		284,676
Committed:	140,421	Delivered:	103,054

Trade and demand moderate in the Northern Plains and Western Cornbelt. Compared to last week in Nebraska, live purchases steady to 1.50 higher at 126.00-128.00. Dressed unevenly steady at 205.00. Trading in Colorado when compared to last week live purchases 1.00 to 1.50 higher at 127.00-127.50. In the Western Cornbelt live purchases steady to 2.00 higher at 127.00 to 130.00. Dressed purchases steady at 204.00-206.00. Trading in the Southern Plains mostly inactive on light demand. The last established market was Wednesday with live purchases at 124.00

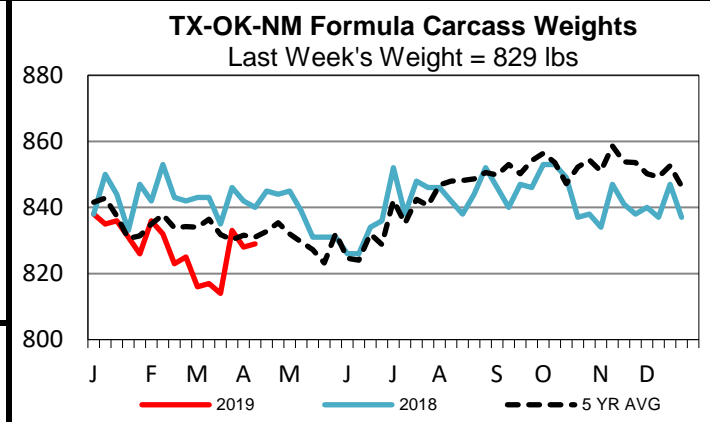
LM CT118	TX-OK-NM	LM CT109	
Neg. Cash Volume:	1,100	Dressed Formula Vol:	13,312
Live Steer Avg:	\$127.00	Steer/Heifer Avg:	\$196.69
Live Heifer Avg:	N/A	Dressed Neg. Grid Vol:	281
Dressed Steer Avg:	N/A	Steer/Heifer Avg:	\$197.19
Dressed Heifer Avg:	N/A	TOTAL VOLUME:	14,693
LM CT106	TOTAL WK TO DATE VOLUME:		82,483
Committed:	27,229	Delivered:	27,053



LM CT121	KANSAS	LM CT109	
Neg. Cash Volume:	587	Dressed Formula Vol:	14,803
Live Steer Avg:	\$126.00	Steer/Heifer Avg:	\$197.90
Live Heifer Avg:	N/A	Dressed Neg. Grid Vol:	0
Dressed Steer Avg:	N/A	Steer/Heifer Avg:	N/A
Dressed Heifer Avg:	N/A	TOTAL VOLUME:	15,390
LM CT106	TOTAL WK TO DATE VOLUME:		85,218
Committed:	40,556	Delivered:	28,165



LM CT124	NEBRASKA	LM CT109	
Neg. Cash Volume:	19,890	Dressed Formula Vol:	13,878
Live Steer Avg:	\$127.42	Steer/Heifer Avg:	\$211.62
Live Heifer Avg:	\$127.55	Dressed Neg. Grid Vol:	1,053
Dressed Steer Avg:	\$204.94	Steer/Heifer Avg:	\$206.24
Dressed Heifer Avg:	\$205.00	TOTAL VOLUME:	34,821
LM CT106	TOTAL WK TO DATE VOLUME:		61,215
Committed:	34,648	Delivered:	24,179



LM CT134	COLORADO	LM CT109	
Neg. Cash Volume:	1,629	Dressed Formula Vol:	2,457
Live Steer Avg:	\$127.44	Steer/Heifer Avg:	\$201.05
Live Heifer Avg:	\$127.11	Dressed Neg. Grid Vol:	0
Dressed Steer Avg:	N/A	Steer/Heifer Avg:	N/A
Dressed Heifer Avg:	N/A	TOTAL VOLUME:	4,086
LM CT106	TOTAL WK TO DATE VOLUME:		24,509
Committed:	19,590	Delivered:	8,756

LM CT137	IA-MN	LM CT109	
Neg. Cash Volume:	11,778	Dressed Formula Vol:	2,713
Live Steer Avg:	\$128.59	Steer/Heifer Avg:	\$205.67
Live Heifer Avg:	\$127.61	Dressed Neg. Grid Vol:	624
Dressed Steer Avg:	\$204.91	Steer/Heifer Avg:	\$203.28
Dressed Heifer Avg:	\$205.02	TOTAL VOLUME:	15,115
LM CT106	TOTAL WK TO DATE VOLUME:		31,935
Committed:	18,398	Delivered:	14,901

USDA Livestock, Poultry and Grain Market News

St. Joseph, Missouri

Phone: 816-676-7000

stjoe.lpgmn@ams.usda.gov