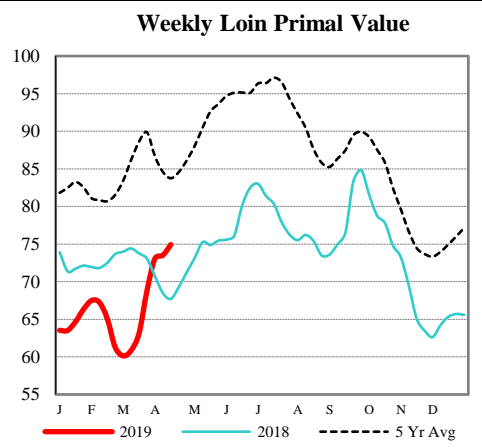
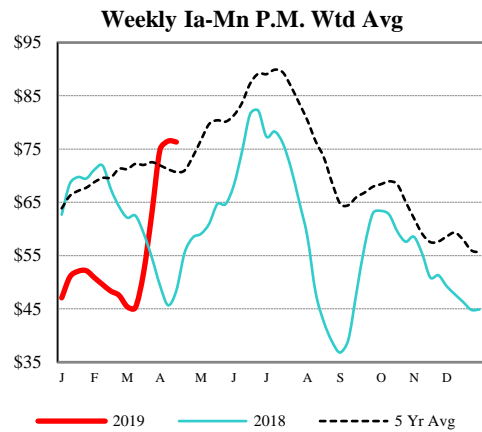


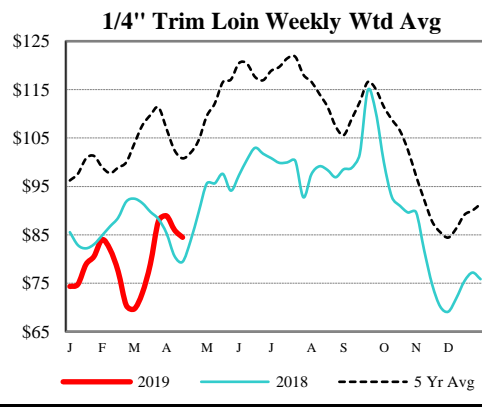
DAILY DIRECT HOGS PLANT DELIVERED as of 1:30 PM

Negotiated Barrow and Gilts:	Carcass Base Price	Live Price
<u>NATIONAL - LM_HG203:</u>		
Range:	\$67.00 - \$78.50	\$52.25 - \$61.50
Weighted Average:	\$76.38	\$58.85
Change from Prior Day:	0.13 higher	0.20 higher
Receipts:	8,312	1,141
<u>IOWA/MINNESOTA - LM_HG206:</u>		
Range:	\$67.00 - \$78.50	\$56.68 - \$59.25
Weighted Average:	\$77.84	\$59.10
Change from Prior Day:	0.90 higher	0.14 higher
Receipts:	4,070	1,041
<u>WESTERN CORNBELT - LM_HG212:</u>		
Range:	\$67.00 - \$78.50	\$52.25 - \$59.25
Weighted Average:	\$77.42	\$58.94
Change from Prior Day:	1.09 higher	0.30 higher
Receipts:	4,245	1,067
<u>EASTERN CORNBELT - LM_HG210:</u>		
Range:	N/A - N/A	N/A - N/A
Weighted Average:	N/A	N/A
Change from Prior Day:	N/A	N/A
Receipts:	3,747	74



NATIONAL DAILY PORK REPORT FOB PLANT- LM_PK602:

Carcass Cutout Values	87.04	1.33
Primal Loin	74.98	(-2.09)
Primal Butt	94.52	1.48
Primal Picnic	54.22	(-0.75)
Primal Rib	145.45	3.12
Primal Ham	64.83	0.98
Primal Belly	165.57	7.39
Total Loads	262.97	
Pork Cuts	232.59 Lds	
Trim/Process Pork	30.38 Lds	



DAILY EST. HOG SLAUGHTER UNDER FIS - SJ_LS710

Today (est)	436,000
Week Ago (est)	475,000
Year Ago (act)	461,000

CME Lean Hog CLOSE	High	Low	Settle	Change
MAY	90.60	88.75	90.07	0.47
JUN	99.40	97.43	98.30	-0.2
JUL	102.30	100.35	101.55	0.2
AUG	102.38	100.68	101.77	0.4

CME Lean Hog Delayed Futures

ESTIMATED WEEKLY PORK PRODUCTION UNDER FIS - SJ_LS712

Week Ending	Hog Slaughter	Million Pounds	Live Weight	Dressed Weight
04/13/19	2,384,000	510.7	287	215
04/06/19	2,458,000	526.5	287	214
2019 YTD	36,542,000	7838.6		
2018 YTD	35,594,000	7620.3		

