

[LM XB403](#)

DAILY ESTIMATED CUTOUT VALUES

| | Choice <u>600-900#</u> | Select <u>600-900#</u> | Choice/Select Spread |
|-----------------------|----------------------------------|----------------------------------|-----------------------------|
| Cutout Values | 230.98 | 221.22 | |
| Change from Prior Day | 2.23 | 0.20 | |

| | Choice | Select | Load Count: | |
|--------------------|---------------|---------------|--------------------|-------------|
| Primal Rib | 390.57 | 368.00 | | Total 93 |
| Primal Chuck | 178.43 | 176.84 | | Choice 45 |
| Primal Round | 173.84 | 174.51 | | Select 21 |
| Primal Loin | 324.20 | 292.07 | | Trimming 13 |
| Primal Brisket | 192.85 | 191.76 | | Grinds 14 |
| Primal Short Plate | 172.90 | 172.90 | | |
| Primal Flank | 121.03 | 121.73 | | |

Fresh 50% Trimmings 13 Loads @ 88.86

[NW LS441](#)

USDA BY-PRODUCT DROP VALUE (STEER) - DAILY

9.18 Change: unchanged

[LM CT100](#)

5 AREA WEEKLY ACCUMULATED WEIGHTED AVG CATTLE PRICE

| <i>As of 10:00 am</i> | Head Count | Avg Weight | Avg Price |
|-----------------------|-------------------|-------------------|------------------|
| Live Steer | 22,584 | 1,406 | 126.19 |
| Live Heifer | 13,557 | 1,274 | 125.24 |
| Dressed Steer | 8,517 | 902 | 204.91 |
| Dressed Heifer | 4,615 | 816 | 204.85 |

[SJ LS710](#)

ESTIMATED DAILY CATTLE SLAUGHTER

| | | | |
|-------------------------------|-------------------------|---------------|-----------------|
| Today (est) | 121,000 | | |
| Week Ago (est) | 120,000 | | |
| Year Ago (act) | 115,000 | | |
| Week to Date | | | |
| Same Period Last Week | | | |
| Same Period Last Year | | | |
| Previous Day Estimated | | Friday | Saturday |
| | Steer and Heifer | 93,000 | 39,000 |
| | Cow and Bull | 25,000 | 10,000 |

[SJ LS712](#)

BEEF PRODUCTION

| | 4/13/2019 | Last Week | Last Year |
|--------------------------------------|------------------|------------------|------------------|
| Slaughter (Estimate) | 634,000 | 621,000 | 611,000 |
| Live Weights | 1339 | 1340 | 1343 |
| Dressed Weights | 802 | 803 | 810 |
| Beef Production (millions of pounds) | 507.4 | 497.2 | 493.6 |

[NW LS410](#)

USDA BEEF CARCASS PRICE EQUIVALENT INDEX VALUE

| | Choice <u>600-900#</u> | Select <u>600-900#</u> | Dressing percent: | |
|--------|----------------------------------|----------------------------------|--------------------------|---------------|
| | | | Steer | Heifer |
| | 205.56 | 195.04 | 63.28 | 63.17 |
| Change | 1.64 | 0.54 | | |

[LM XB405](#)

USDA NATIONAL CUTTER COW CARCASS CUTOUT

169.20 0.03 90% lean: 218.85

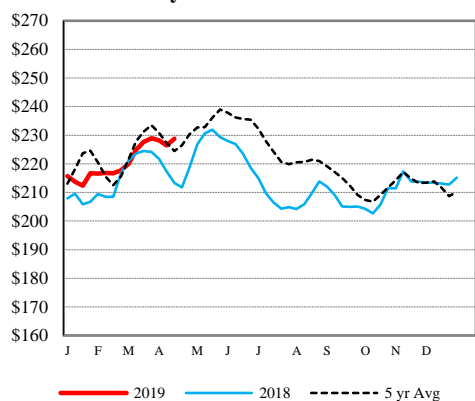
[CME LIVE CATTLE](#)

| | High | Low | Close | Change |
|-----|-------------|------------|--------------|---------------|
| APR | 127.00 | 126.03 | 126.30 | (-0.25) |
| JUN | 121.93 | 121.03 | 121.48 | 0.02 |
| AUG | 118.63 | 117.83 | 118.33 | 0.12 |

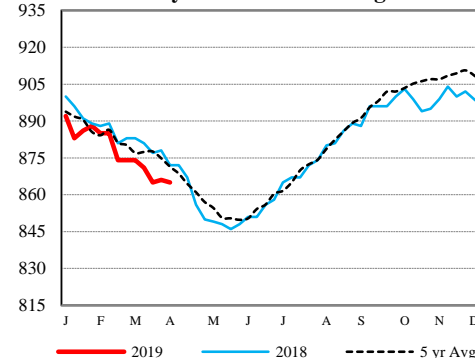
[CME FEEDER CATTLE](#)

| | High | Low | Close | Change |
|-----|-------------|------------|--------------|---------------|
| APR | 145.85 | 145.13 | 145.68 | 0.25 |
| MAY | 151.15 | 149.70 | 151.03 | 0.52 |
| AUG | 159.33 | 157.88 | 159.15 | 0.45 |

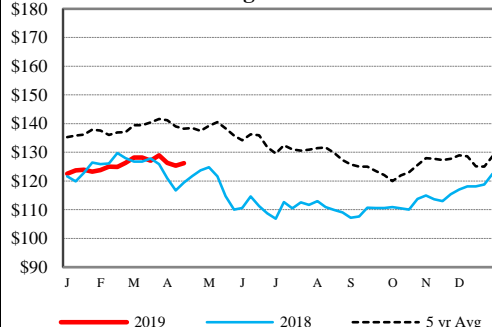
Weekly Choice Cutout



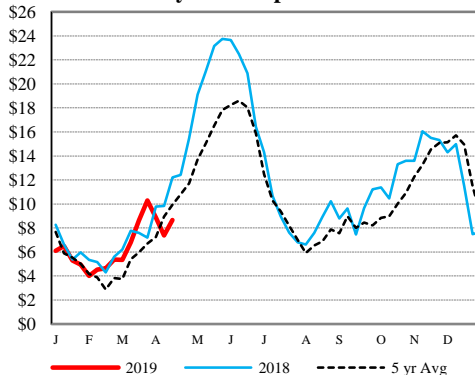
Weekly Steer Dressed Weights



5 Area Weekly Wtd Avg Steer Price



Weekly Ch/Se Spread



USDA Livestock Poultry Grain Market News

Des Moines, Iowa
Phone: 515-284-4460

Email: desm.lpgmn@ams.usda.gov

[USDA AMS Livestock, Poultry & Grain Market News Portal](#)