



USDA WEEKLY NATIONAL LAMB MARKET SUMMARY

Livestock, Meat, Wool, Pelt, & International Markets

Friday, March 22, 2019

VOL. 26 No. 12

NATIONAL SHEEP SUMMARY

Weekly Trends: Compared to last week slaughter lambs under 110 lbs were 10.00-45.00 lower, heavier weights steady to 10.00 higher. Slaughter ewes were weak to 6.00 lower. Feeder lambs were not well tested. At San Angelo, TX 7382 head sold. Equity Electronic Auction sold 340 slaughter lambs in North Dakota. In direct trading slaughter ewes and feeder lambs were not tested. 3400 head of negotiated sales of slaughter lambs were steady. 3,843 lamb carcasses sold with all weights no trend due to confidentiality. All sheep sold per hundred weight (CWT) unless otherwise specified.

Slaughter Lambs: Choice and Prime 2-3 90-160 lbs:

San Angelo: shorn and woolled 110-165 lbs 130.00-146.00, few 150.00.
 VA: woolled 110-125 lbs 241.00.
 PA: shorn and woolled 90-110 lbs 265.00-277.00; 110-130 lbs 250.00-270.00; 130-150 lbs 230.00-255.00; 150-200 lbs 215.00-220.00.
 Ft. Collins, CO: woolled 120-125 lbs 167.50-172.50.
 South Dakota: shorn and woolled 110-130 lbs 149.00-161.00; 130-155 lbs 145.00-153.00.
 Kalona, IA: woolled 120-125 lbs 152.00-170.00; 130-150 lbs 149.00-160.00.
 Equity Elec: 145 lbs 162.25.

Slaughter Lambs: Choice and Prime 1-2:

San Angelo: 40-60 lbs 220.00-233.00, few 236.00-238.00; 60-70 lbs 212.00-226.00; 70-80 lbs 194.00-212.00; 80-90 lbs 174.00-198.00, few 204.00-212.00; 90-110 lbs 170.00-188.00.
 Pennsylvania: 40-50 lbs 250.00-280.00, few 280.00-325.00; 50-60 lbs 250.00-275.00, few 285.00-300.00; 60-70 lbs 245.00-275.00; 70-80 lbs 237.00-270.00, few 280.00-295.00; 80-90 lbs 250.00-280.00, few 315.00; 90-110 lbs 250.00-257.00.
 Kalona, IA: 30-60 lbs 220.00-245.00; 60-70 lbs 217.50-232.50; 70-80 lbs 190.00-227.50; 80-90 lbs 192.50-226.00; 90-110 lbs 169.00-185.00.
 Ft. Collins: 40-60 lbs 195.00-225.00; 60-70 lbs 210.00-222.50; 70-90 lbs 200.00-212.50; 90-105 lbs 200.00-212.50.
 Missouri: 40-75 lbs 205.00-260.00.
 Virginia: 30-60 lbs 167.00-252.00; 60-80 lbs 250.00-257.50; 80-110 lbs 215.00-242.50.
 South Dakota: 47 lbs 230.00; 73 lbs 220.00.

Direct Trading: (lambs fob with 3-4 percent shrink or equivalent)
 5300: Slaughter Lambs shorn and woolled 130-180 lbs 126.00-155.00 (wtd avg 141.45).

Slaughter Ewes:

San Angelo: Good 3-4 (very fleshy) no test; Good 2-3 (fleshy) 65.00-75.00; Utility and Good 1-3 (medium flesh) 80.00-92.00, high-yielding 94.00-100.00; Utility 1-2 (thin) 70.00-78.00; Cull and Utility 1-2 (very thin) 54.00-66.00; Cull 1 (extremely thin) 46.00-50.00.
 Pennsylvania: Good 3-4 (very fleshy) no test; Good 2-3 (fleshy) 60.00-110.00; Utility 1-2 (thin) 55.00-90.00; Cull 1 no test.
 Ft. Collins: Good 3-5 (very fleshy) 72.50-82.50; Good 2-3 (fleshy) 67.50-77.50; Utility 1-2 (thin) 42.00-52.50; Cull 1 (extremely thin) no test.
 Billings, MT: Good 3-4 (very fleshy) no test; Good 2-3 (fleshy) no test; Utility 1-2 (thin) no test; Cull 1 no test.
 So Dakota: Good 3-4 (very fleshy) 46.00-57.50; Good 2-3 (fleshy) 46.00-55.00; Utility and Good 1-3 (medium flesh) 54.00-56.00; Utility 1-2 (thin) 41.00-55.00; Cull 1 25.00-37.50.

Missouri: Utility and Good 1-3 (medium flesh) 70.00-85.00; Cull and Utility 1-2 50.00.
 Virginia: Good 2-4 85.00-102.50; Utility 1-2 55.00; Cull 1 40.00.
 Kalona: Good 3-4 (very fleshy) no test; Good 2-3 (fleshy) 65.00-96.00; Utility and Good 1-3 (medium flesh) 65.00-85.00; Utility 1-2 (thin) 57.50-66.00; Cull and Utility 1-2 (very thin) no test; Cull 1 no test.
Feeder Lambs: Medium and Large 1-2:
 San Angelo: 57 lbs 216.00; 90 lbs 171.00.
 So Dakota: 48 lbs 240.00.
 Missouri: 25-40 lbs 197.00-215.00.
Replacement Ewes: Medium and Large 1-2:
 San Angelo: mixed age hair ewes 80-130 lbs 86.00-136.00 cwt.
 So Dakota: bred baby tooth to solid mouth 180.00 per head; bred solid mouth 160.00 per head; bred solid mouth to aged 92.50-160.00 per head; baby tooth 165 lbs 77.00 cwt; solid mouth 145-225 lbs 49.00-68.00 cwt.
 Missouri: mixed age 115-125 lbs 145.00-147.50 cwt.

NATIONAL DAILY LAMB CARCASS

Negotiated sales for delivery within 14 calendar days, FOB Plant basis. Compared to last week: All weights

| DAILY CHOICE AND PRIME, YG 1-4 | | Head 299 |
|--------------------------------|---|----------|
| Weight | Head | Wt Avg |
| 45-DN | *Price not reported due to confidentiality* | |
| 45-55# | *Price not reported due to confidentiality* | |
| 55-65# | *Price not reported due to confidentiality* | |
| 65-75# | *Price not reported due to confidentiality* | |
| 75-85# | *Price not reported due to confidentiality* | |
| 85-UP | *Price not reported due to confidentiality* | |

| * SAT-FRI CHOICE AND PRIME, YG 1-4 | | Head 3,843 |
|------------------------------------|---------------------------------------|------------|
| Weight | Head | Wt Avg |
| 45-DN | *Not reported due to confidentiality* | |
| 45-55# | *Not reported due to confidentiality* | |
| 55-65# | *Not reported due to confidentiality* | |
| 65-75# | *Not reported due to confidentiality* | |
| 75-85# | *Not reported due to confidentiality* | |
| 85-UP | *Not reported due to confidentiality* | |

For more information, please visit [www.ams.usda.gov/ConfidentialityGuidelines](http://www.ams.usda.gov/ConfidentialityGuidelines*)

NATIONAL SUMMARY OF LAMB GRADED - FEBRUARY

| Lamb & Mutton | Yield Grade | | | | | Quality Grade | Total Quality Only | % of Quality Graded This PD | % of all Quality Graded |
|---------------------------------------|-------------|-------|-------|-------|------|---------------|--------------------|-----------------------------|-------------------------|
| | #1 | #2 | #3 | #4 | #5 | | | | |
| Prime | 2 | 51 | 118 | 105 | 41 | | 317 | 5.8% | |
| Choice | 176 | 1,498 | 2,153 | 950 | 359 | | 5,135 | 94.2% | |
| Good | 0 | 0 | 0 | 0 | 0 | | 0 | 0.0% | |
| Utility | 0 | 0 | 0 | 0 | 0 | | 0 | 0.0% | |
| Cull | 0 | 0 | 0 | 0 | 0 | | 0 | 0.0% | |
| Total Yield Graded This Period | 178 | 1,549 | 2,271 | 1,055 | 400 | | | | |
| % of all Yield Graded | 3.3% | 28.4% | 41.7% | 19.3% | 7.3% | | | | |

WEEKLY AUCTIONS

SLAUGHTER LAMBS

[San Angelo, TX](#)

[Worthing, SD](#)

[Ft Collins, CO](#)

SLAUGHTER EWES

[San Angelo, TX](#)

[St. Onge-Newell, SD](#)

[Ft. Collins, CO](#)

[Billings, MT](#)

FEEDER LAMBS

[San Angelo, TX](#)

[St. Onge-Newell, SD](#)

[Ft. Collins, CO](#)

CARCASS LAMB

FOB PLANT *SAT-FRI* WTD AVGS

| | Last Wk | Current |
|---------|---------|---------|
| 45#-Dn | N/Q | N/Q |
| 45-55# | N/Q | N/Q |
| 55-65# | N/Q | N/Q |
| 65-75# | N/Q | N/Q |
| 75-85# | N/Q | N/Q |
| 85#-Up | N/Q | N/Q |
| Last Yr | | |
| 45#-Dn | | N/Q |
| 45-55# | | N/Q |
| 55-65# | | N/Q |
| 65-75# | | N/Q |
| 75-85# | | N/Q |
| 85#-Up | | N/Q |

NATIONAL BOXED LAMB CUTS

FOB Plant basis negotiated sales for delivery within 0-21 day period, fresh and frozen carlot volume, including sales since last report, U.S. dollars per 100 pounds.

Current Volume

Fresh Cuts 1,368,399 pounds
Frozen Cuts 227,074 pounds

Items with no entries indicate non-reportable trades.

FRESH CHOICE & PRIME CUTS

| IMPS | Sub-Primal | # Of Trades | Total Pound | Weighted Average | Change from Prior Days |
|-------|-------------------------------|-------------|-------------|------------------|------------------------|
| 204 | Rack, 8-Rib, light | 5 | 929 | \$914.20 | 0.00 |
| 204 | Rack, 8-Rib, medium | 99 | 15,233 | \$889.89 | 20.78 |
| 204 | Rack, 8-Rib, heavy | 5 | 806 | \$915.88 | -10.47 |
| 204A | Rack, chined | 33 | 7,369 | \$1,069.48 | -14.29 |
| 204B | Rack, roast-ready | 15 | 4,353 | \$1,243.45 | -5.91 |
| 204C | Rack, roast-ready, frenched | 119 | 19,228 | \$1,651.05 | 12.33 |
| 204D | Rack, roast-ready, special | 19 | 2,791 | \$2,182.33 | 21.78 |
| 206 | Shoulders | 73 | 51,954 | \$259.64 | 6.33 |
| 207 | Shoulders, square-cut | 203 | 74,944 | \$282.77 | -2.00 |
| 208 | Shoulders, square-cut, bnls | 44 | 13,138 | \$498.05 | -9.08 |
| 209 | Breast | 116 | 42,279 | \$206.59 | -0.35 |
| 209A | Ribs, Breast bones off | 38 | 4,251 | \$560.37 | -7.52 |
| 210 | Foreshank | 173 | 12,260 | \$418.55 | -0.04 |
| 231 | Loins | 20 | 2,252 | \$403.25 | 13.53 |
| 232 | Loins, trimmed 4x4 | 94 | 12,820 | \$518.74 | 11.29 |
| 232 | Loins, trimmed 2x2 | 18 | 2,154 | \$700.53 | -27.78 |
| 232 | Loins, trimmed 1x1 | 63 | 8,245 | \$750.63 | -0.41 |
| 232 | Loins, trimmed 0x0 | 37 | 6,823 | \$799.29 | 8.68 |
| 232A | Loins, short-cut, 1x1 | 12 | 786 | \$676.60 | -3.78 |
| 232C | Loin, boneless, tied | 6 | 353 | \$1,538.75 | -33.83 |
| 232E | Flank, untrimmed | 31 | 7,938 | \$161.51 | 11.62 |
| 233 | Legs | 75 | 12,697 | \$366.81 | 3.02 |
| 233A | Leg, trotter-off | 166 | 59,788 | \$356.34 | -7.26 |
| 233C | Leg, trotter-off, partial bnl | 20 | 1,754 | \$507.87 | -6.08 |
| 233E | Leg, steamship | 6 | 943 | \$476.66 | -15.04 |
| 233F | Hindshank | 58 | 12,410 | \$439.57 | -7.22 |
| 234 | Leg, Boneless, Tied | 144 | 51,233 | \$518.99 | -0.20 |
| 234A | Leg, shank off, bnls | 37 | 5,138 | \$666.91 | -4.23 |
| 234E | Leg, inside, boneless | 71 | 7,605 | \$834.78 | 6.39 |
| 234G | Sirloin, boneless | 22 | 1,231 | \$829.23 | -0.20 |
| 236 | Back, trimmed | 4 | 75 | \$703.12 | 1.05 |
| 238 | Trimnings | 19 | 1,459 | \$510.39 | 1.24 |
| 239 | Special trimnings | 20 | 680 | \$566.60 | 15.24 |
| 245 | Sirloin | 5 | 576 | \$1,129.45 | 3.18 |
| 295 | Lamb for stewing | 56 | 7,255 | \$619.78 | 12.02 |
| 296 | Ground lamb | 79 | 14,682 | \$586.83 | 1.77 |
| Necks | | 48 | 12,908 | \$190.14 | 0.59 |

FROZEN CHOICE & PRIME CUTS

| IMPS | Sub-Primal | # Of Trades | Total Pound | Weighted Average | Change from Prior Days |
|-------|------------------------|-------------|-------------|------------------|------------------------|
| 207 | Shoulders, square-cut | 3 | 772 | \$271.25 | -3.58 |
| 209 | Breast | 3 | 2,285 | \$244.33 | -4.39 |
| 209A | Ribs, Breast bones off | 5 | 4,158 | \$646.23 | -0.25 |
| 210 | Foreshank | 35 | 13,633 | \$347.33 | 2.14 |
| 232 | Loins, trimmed 4x4 | 4 | 7,271 | \$328.62 | -12.50 |
| 232E | Flank, untrimmed | 21 | 20,418 | \$107.11 | 5.24 |
| 233A | Leg, trotter-off | 12 | 46,826 | \$286.10 | 2.38 |
| 233F | Hindshank | 14 | 3,115 | \$457.83 | 10.49 |
| 234 | Leg, Boneless, Tied | 15 | 6,288 | \$546.37 | 10.25 |
| 234E | Leg, inside, boneless | 19 | 1,055 | \$966.70 | 8.23 |
| 239 | Special trimnings | 7 | 2,400 | \$592.47 | -1.79 |
| 246 | Tenderloin | 3 | 54 | \$1,472.00 | |
| 295 | Lamb for stewing | 22 | 5,890 | \$704.83 | -1.29 |
| 296 | Ground lamb | 72 | 13,686 | \$584.68 | -0.07 |
| Necks | | 8 | 1,747 | \$192.25 | 9.33 |

NATIONAL RETAIL SUMMARY (MARCH 15, 2019)

| NATIONAL SUMMARY | | | | | | |
|--------------------------|-----------|---------|-----------|---------|-----------|---------|
| | THIS WEEK | | LAST WEEK | | LAST YEAR | |
| Outlets | 29,200 | | 29,200 | | 29,200 | |
| Feature Rate (1/) | 10.8% | | 7.9% | | 10.2% | |
| Special Rate (2/) | 0.0% | | 0.0% | | 0.1% | |
| Activity Index (3/) | 6,900 | | 3,910 | | 4,360 | |
| | Stores | Wtd Avg | Stores | Wtd Avg | Stores | Wtd Avg |
| LAMB | | | | | | |
| LB Shoulder Roast | | | 30 | 6.99 | 10 | 3.99 |
| LB Shldr Blade Chops | 730 | 6.48 | 820 | 5.62 | 800 | 5.18 |
| LB Shldr Rnd Bone Chop | 310 | 6.81 | 300 | 5.85 | 140 | 5.90 |
| LB Breast | 150 | 3.99 | | | | |
| LB Rack | 270 | 14.99 | 120 | 14.99 | 170 | 9.99 |
| LB Ribs | | | | | | |
| LB Rib Chops | 270 | 14.99 | | | 10 | 12.99 |
| LB Whole Loin | | | | | | |
| LB Loin Chops | 1,390 | 6.97 | 890 | 10.51 | 800 | 7.90 |
| LB Bone-In Leg | 40 | 3.99 | | | 110 | 4.99 |
| LB Boneless Leg | 270 | 6.72 | | | 570 | 7.74 |
| LB Semi-Bnls Leg | | | | | 10 | 4.99 |
| LB Butterflied, Bnls Leg | 70 | 8.99 | | | | |
| LB Leg, Shank/Butt | | | 110 | 4.49 | 220 | 7.99 |
| LB Leg Steaks | | | | | | |
| LB Top Round Roast | | | | | | |
| LB Top Round Steak | | | | | | |
| LB Ground Lamb | 640 | 6.68 | 280 | 7.86 | 40 | 7.40 |
| LB Shank | 210 | 6.01 | 40 | 3.99 | 120 | 5.09 |
| LB Stew Meat-Lamb | 490 | 6.58 | 10 | 4.99 | 190 | 8.76 |
| LB Stew Meat-Mutton | 120 | 3.99 | 40 | 3.49 | 240 | 3.91 |

USDA ESTIMATED NATIONAL LAMB CARCASS CUTOUT

Based on 5-Day Rolling weighted average FOB plant prices collected under Mandatory Price Reporting and industry yields.

| CUTS | FOB PRICE | CHANGE | %CARCASS | LBS |
|--|-----------|--------|----------|-------|
| 204 RACK, 8-RIB MEDIUM | 889.89 | 20.78 | 11.50% | 8.17 |
| 209 BREAST ** | 207.24 | 0.19 | 7.64% | 5.42 |
| 207 SHOULDERS, SQ-CUT | 282.77 | -2.00 | 24.00% | 17.04 |
| 210 FORESHANK | 418.55 | -0.04 | 3.45% | 2.45 |
| NECK ** | 190.39 | 1.71 | 2.33% | 1.65 |
| 232 LOINS, TRIMMED 4X4 | 518.74 | 11.29 | 11.07% | 7.86 |
| 232E FLANK UNTRIMMED ** | 122.34 | 5.28 | 3.20% | 2.27 |
| 233A LEG, TROTTER OFF | 356.34 | -7.26 | 31.28% | 22.21 |
| GROSS CARCASS VALUE: | 377.71 | 1.11 | 94.47% | 67.07 |
| FORESADDLE VALUE | 418.87 | 4.01 | 48.92% | 34.73 |
| HINDSADDLE VALUE | 379.37 | -1.87 | 45.55% | 32.34 |
| Carcass value less process/packaging per cwt cost of | \$48.45 | | | |
| NET CARCASS VALUE | 329.26 | 1.11 | | |
| * Shrink and trim of 3.93 lb's not reflected in cutout value | | | | |
| * Based on Actual Federally Inspected Slaughter Carcass Weight of 71.00 lbs. for W/E 03/09/2019, unchanged from last week. | | | | |
| **Includes Fresh and Frozen Product | | | | |

ACTUAL SLAUGHTER UNDER FEDERAL INSPECTION

For W/E 03/09/2019

| | |
|-----------|--------|
| Monday | 7,867 |
| Tuesday | 8,597 |
| Wednesday | 6,440 |
| Thursday | 7,310 |
| Friday | 6,791 |
| Saturday | 1,458 |
| Total | 38,463 |

%Lambs & yearlings 94.8
%Mature sheep 5.2

RED MEAT PRODUCTION

(Estimated, except
Actual)

| Production Mil. lbs. | |
|----------------------|-------|
| 23-Mar-19 | 3.0 |
| 16-Mar-19 | 2.4 |
| Change: | 25.0% |
| 24-Mar-18 | 3.2 |
| Change: | -6.3% |
| 2019 YTD | 30.0 |
| 2018 YTD | 33.0 |
| Change: | -9.1% |
| *09-Mar-19* | 2.7 |

Average Live Weights

| | |
|-------------|-----|
| 23-Mar-19 | 140 |
| 16-Mar-19 | 139 |
| 24-Mar-18 | 142 |
| *09-Mar-19* | 141 |

Dressed:

| | |
|-------------|----|
| 23-Mar-19 | 70 |
| 16-Mar-19 | 70 |
| 24-Mar-18 | 71 |
| *09-Mar-19* | 71 |

Slaughter

| | |
|-----------|---------|
| 23-Mar-19 | 44,000 |
| 16-Mar-19 | 35,000 |
| Change: | 25.7% |
| 24-Mar-18 | 44,000 |
| Change: | 0.0% |
| 2019 YTD | 437,000 |
| 2018 YTD | 450,000 |
| Change: | -3.0% |

US FEDERALLY INSPECTED SLAUGHTER BY REGION

Week Ending 03/09/2019

| Standard | Sheep | | |
|----------|------------|--------|-----------|
| Federal | Total | Mature | Lambs & |
| Regions | | Sheep | Yearlings |
| 1/ | | | |
| | 1,000 head | | |
| 1 | 0.7 | - | 0.7 |
| 2 | 3.5 | 0.4 | 3.1 |
| 3 | 2.2 | 0.2 | 2.0 |
| 4 | 1.8 | 0.2 | 1.5 |
| 5 | 7.3 | 0.5 | 6.9 |
| 6 | 0.9 | 0.1 | 0.8 |
| 7 | 0.3 | - | 0.3 |
| 8 | 13.9 | 0.3 | 13.6 |
| 9 | 6.8 | 0.2 | 6.6 |
| 10 | 1.0 | - | 1.0 |
| U.S. 2/ | 38.5 | 2.0 | 36.5 |

- Represents zero.

(D) Withheld to avoid disclosing individual operations.

1/ States included in regions are as follows 1- CT, ME, NH, VT, MA & RI;
2- NY & NJ; 3- DE-MD, PA, WV & VA; 4- AL, FL, GA, KY, MS, NC, SC & TN;
5- IL, IN, MI, MN, OH & WI; 6- AR, LA, NM, OK & TX; 7- IA, KS, MO & NE;
8- CO, MT, ND, SD, UT & WY; 9- AZ, CA, HI & NV; 10- AK, ID, OR & WA.

2/ Totals may not add due to rounding. A region may not be published due to confidentiality, but is included in totals.

CANADIAN FEDERALLY INSPECTED SLAUGHTER

| | Current | Week Ago | Year Ago | YTD | YTD | %Change |
|---------|----------|----------|----------|-----------|-----------|---------|
| | 03/16/19 | 03/09/19 | 03/17/18 | 2019 | 2018 | |
| Cattle: | 60,217 | 62,248 | 57,908 | 627,244 | 573,484 | 9.4% |
| Calves: | 3,571 | 3,562 | 3,808 | 39,143 | 40,646 | -3.7% |
| Sheep: | 3,036 | 3,039 | 4,894 | 34,631 | 35,488 | -2.4% |
| Hogs: | 417,755 | 417,631 | 402,825 | 4,454,220 | 4,424,900 | 0.7% |

Texas to Mexico Daily Livestock Exports

| Fri Mar 22, 2019 | Exports | Current | Current | Previous |
|------------------|-----------|----------|---------|----------|
| | 3/21/2019 | Week-T-D | YTD | YTD |
| Slaughter Lambs | 0 | 0 | 0 | 0 |
| Slaughter Ewes | 0 | 0 | 1,194 | 1,901 |
| Breeding Males | 0 | 0 | 0 | 0 |
| Breeding Females | 0 | 0 | 0 | 0 |
| Total Sheep | 0 | 0 | 1,194 | 1,901 |

US TO MEXICO WEEKLY LIVESTOCK EXPORT SUMMARY

| Thu, Mar 21, 2019 | Current | Previous | Current | Previous | PERCENT |
|-------------------|-----------|----------|---------|----------|---------|
| | Week | Week | YTD | YTD* | CHANGE |
| | 3/16/2019 | 3/9/2019 | | | |
| Slaughter Lambs | 0 | 0 | 0 | 0 | |
| Slaughter Ewes | 0 | 306 | 1,194 | 1,901 | |
| Breeding Males | 0 | 0 | 0 | 0 | |
| Breeding Females | 0 | 0 | 0 | 0 | |
| Total Sheep | 0 | 306 | 1,194 | 1,901 | -37.19% |

LAMB AND MUTTON IMPORTS

For Reporting Period: 03/10/2019 to 03/16/2019

Metric Tons Week Number 11

| | Boneless | Carcasses | Cuts | Edible | Primals & | Weekly | 2019 |
|---------------|-------------------|------------------|---------------|----------------------|---------------|------------------|---------------|
| | Trimblings | | | Offals | Subprimals | Total | YTD Total |
| Lamb | | | | | | | |
| Australia | 6 | 52 | 1,017 | 537 | | 1,611 | 14,793 |
| Canada | | | | | 2 | 2 | 7 |
| Chile | | | | 2 | | 2 | 38 |
| Iceland | | | | | | | 18 |
| Mexico | | | | | | | 0 |
| New Zealand | 23 | 108 | 26 | 36 | 430 | 622 | 5,489 |
| North Ireland | | | | | | | 0 |
| Spain | | | | | | | 0 |
| Uruguay | | | | | | | 43 |
| Total | 29 | 160 | 1,042 | 38 | 968 | 2,237 | 20,387 |
| | Boneless | Corned | Edible | Primals & | Weekly | 2019 | |
| | Trimblings | (Species) | Offals | Subprimals | Total | YTD Total | |
| | Mutton | | | | | | |
| Australia | | | 393 | 28 | 200 | 621 | 4,560 |
| Chile | | | | 35 | 23 | 59 | 387 |
| New Zealand | | | | | | | 0 |
| Total | | | 393 | 63 | 224 | 680 | 4,947 |

NATIONAL WEEKLY LAMB CARCASS AND LAMB CUTS-IMPORTED

FOB cold storage; negotiated sales for delivery periods; fresh and frozen carlot volume; U.S. dollars per 100 pounds.

Items with no entries indicate non-reportable trades

WEEKLY VOLUME AUS = Australian NZ = New Zealand

Negotiated Sales:

| | | |
|-------------|---|------------------|
| Fresh Cuts | = | 999,528 Pounds |
| Frozen Cuts | = | 1,627,701 Pounds |

NEGOTIATED SALES, FRESH

| Sub-Primal | # of | Total | Weighted | Price | Range | Average |
|---------------------------------|--------|--------|----------|---------|-------|----------|
| | Trades | Pounds | Pounds | | | |
| AUS Rack, FR, Cap-off, 20-24 oz | 8 | 3,444 | 1170.00 | 1265.00 | | 1,211.45 |
| AUS Rack, FR, Cap-off, 24-28 oz | 26 | 15,375 | 1155.00 | 1275.00 | | 1,226.40 |
| AUS Rack, FR, Cap-off, 28 oz/up | 16 | 14,678 | 1189.00 | 1295.00 | | 1,230.37 |
| AUS Shoulder, Square-cut | 18 | 44,647 | 289.00 | 350.00 | | 319.62 |
| AUS Shortloin, 1-Rib, 0x0 | 25 | 86,384 | 430.00 | 615.00 | | 547.71 |

NEGOTIATED SALES, FROZEN

| Sub-Primal | # of | Total | Weighted | Price | Range | Average |
|---------------------------------|--------|---------|----------|---------|-------|----------|
| | Trades | Pounds | Pounds | | | |
| AUS Rack, FR, Cap-off, 20-24 oz | 19 | 11,205 | 1135.00 | 1244.00 | | 1,155.26 |
| AUS Rack, FR, Cap-off, 24-28 oz | 8 | 3,133 | 1135.00 | 1331.00 | | 1,179.59 |
| AUS Rack, FR, Cap-off, 28 oz/up | 14 | 13,378 | 1072.00 | 1335.00 | | 1,171.40 |
| AUS Shoulder, Square-cut | 18 | 41,520 | 246.00 | 292.00 | | 280.96 |
| AUS Shoulder, Square-cut, bnls | 4 | 16,614 | 367.00 | 395.00 | | 387.03 |
| AUS Foreshank, LP | 36 | 21,888 | 277.00 | 319.00 | | 290.24 |
| AUS Leg, Long | 35 | 111,082 | 357.00 | 462.00 | | 376.1 |
| AUS Hindshank, LP | 4 | 1,063 | 335.00 | 365.00 | | 346.58 |
| AUS Leg, bnls | 18 | 47,391 | 388.00 | 446.00 | | 432.63 |
| NZ Rack, FR, Cap-off, 12 oz/dn | 7 | 2,701 | 1187.00 | 1265.00 | | 1,207.43 |
| NZ Rack, FR, Cap-off, 12-16 oz | 45 | 38,715 | 1040.00 | 1312.00 | | 1,169.83 |
| NZ Rack, FR, Cap-off, 16-20 oz | 100 | 68,286 | 1040.00 | 1347.00 | | 1,182.66 |
| NZ Rack, FR, Cap-off, 20 oz/up | 30 | 17,333 | 1099.00 | 1347.00 | | 1,182.15 |

REGIONAL WEEKLY SUMMARIES

MOUNTAIN AREAS AND WESTERN UNITED STATES DIRECT SHEEP

(CO, WY, MT, NE, SD, ND, UT, NV, ID, WA, OR, AZ and CA)

Receipts: 0 Last Week: 0 Last Year: 0

Compared to a week ago: There were no confirmed trades reported this week. Feeder lambs sell FOB with an overnight stand or equivalent 3-4 percent shrink unless otherwise noted. The state identified is the state of origin. Prices quoted per cwt. Current delivery unless otherwise noted.

SOUTH CENTRAL DIRECT SHEEP

All sales FOB with 2-4 percent shrink. Prices quoted per hundredweight (cwt) unless otherwise specified.

Feeder Lambs: Trading at a standstill, demand light. Slaughter Lambs: TX: None.
Slaughter Ewes: TX: None. Replacement Ewes: TX: None.

NATIONAL WEEKLY SLAUGHTER SHEEP REVIEW

Comments: Compared to last week, negotiated purchases of slaughter lambs were generally steady on comparable sales.

Negotiated Purchases:

This Week: 3400 Last Week: 5300 Last Year: 4100

Domestic Slaughter Lambs

Choice and Prime:

| | | | |
|------------------|--------------|---------------|---------------|
| Live Purchases: | Weight Range | Price Range | Wtd Avg Price |
| Wooled and Shorn | 127-180 lbs | 125.00-155.43 | 140.93 |

Formula Purchases:

Formula purchase information for previously slaughtered lambs (carcass basis)

Weighted Average Weight: 81.50 lbs
Weighted Average Net Price: 272.56
Weighted Average Dressing Percent: 49.89

Comprehensive Information:

Includes all Negotiated & Formula transactions submitted this week (carcass basis)

Weighted Average Weight: 80.74 lbs
Weighted Average Net Price: 274.21
Weighted Average Dressing Percent: 50.01

Note: Each lot of live basis transactions is converted to carcass basis using the estimated dressing percentage packers report for that lot. For example, a live price of \$131.30 divided by a dressing percentage of 50.51% equals a \$259.95 carcass basis price. These converted prices are aggregated with existing carcass basis prices to determine the weighted average net price.

WEEKLY LAMB PELTS PRICE REPORT - FOB Major Production Points

Per Piece Price

Estimated Credit Returned to Producers per Piece Price for Week Ending: 3/22/2019

Pelt activity this week compared to last week: pelts were steady.

| Unshorn | Price Range | Shorn | Price Range |
|----------------|-----------------|----------------|-----------------|
| Supreme | 0.50 - 4.00 | Supreme | (1.50) - 2.25 |
| Premium | (2.75) - 2.50 | Premium | (2.50) - 0.75 |
| Standard | (2.50) - 0.50 | Standard | (2.50) - 0.00 |
| Fair | (2.50) - 1.00 | Fair | (2.50) - (1.00) |
| Mixed Class | (2.50) - 0.50 | Mixed Class | (2.50) - (2.25) |
| Damaged/Puller | (2.50) - (1.25) | Damaged/Puller | (2.50) - (2.25) |

| Pelt Category | Square Footage | Discolored Fiber | Manure/Seed Free | Length | Defects | Staple | Micron | Processing |
|----------------|----------------|------------------|------------------|--------|---------|---------|--------|------------|
| Supreme | 9-up | none | predominantly | 1-3 | 22-26 | minimal | | |
| Premium | 7-10 | none-minimal | predominantly | 1-3 | 22-26 | minimal | | |
| Standard | 8-down | minimal | somewhat/heavy | 1-3 | 22-up | minimal | | |
| Fair | 4-up | some | somewhat/heavy | NA | NA | yes | | |
| Mixed Class | NA | some | somewhat/heavy | NA | NA | yes | | |
| Damaged/Puller | NA | some | somewhat/heavy | NA | NA | yes | | |

Livestock Mandatory Reporting on Negotiated, Formula and Contract trades Monday March 18, 2018 through Friday March 22, 2019 showed pelts consisting of 53.9% Unshorn and 46.1% Shorn.

NATIONAL WOOL REVIEW

Domestic wool trading on a clean basis was inactive this week. There were no confirmed trades reported. Prices reflect trades FOB warehouse in original bag or square pack, bellies out, some graded, and 76 mm or longer. No allowance made for coring, freight or handling fees at the warehouse level to reflect net grower prices (*) indicates new prices this week. (NA) represents microns not normally available in this region. Wools shorter than 75 mm typically discounted .10-.20 clean. Classed and skirted wools usually trade at a .10-.20 premium to original bag prices.

| Micron | US Grades | Fleece States | Territory States | Texas and New Mexico |
|--------|-----------|---------------|------------------|----------------------|
| 18 | 80s | None | None | None |
| 19 | 70-80s | None | None | None |
| 20 | 64-70s | None | None | None |
| 21 | 64s | None | None | None |
| 22 | 62s | None | None | None |
| 23 | 60-62s | None | None | None |
| 24 | 60s | None | None | None |
| 25 | 58s | None | None | None |
| 26 | 56-58s | None | None | None |
| 27 | 54-56s | None | None | None |
| 28 | 54s | None | None | NA |
| 29 | 50-54s | None | None | NA |
| 30-34 | 44-50s | None | None | NA |

Domestic wool trading on a greasy basis was at a standstill this week. There were no confirmed trades reported. All trades reported on a weighted average.

Domestic wool tags are delivered to buyer and reported on a greasy basis:

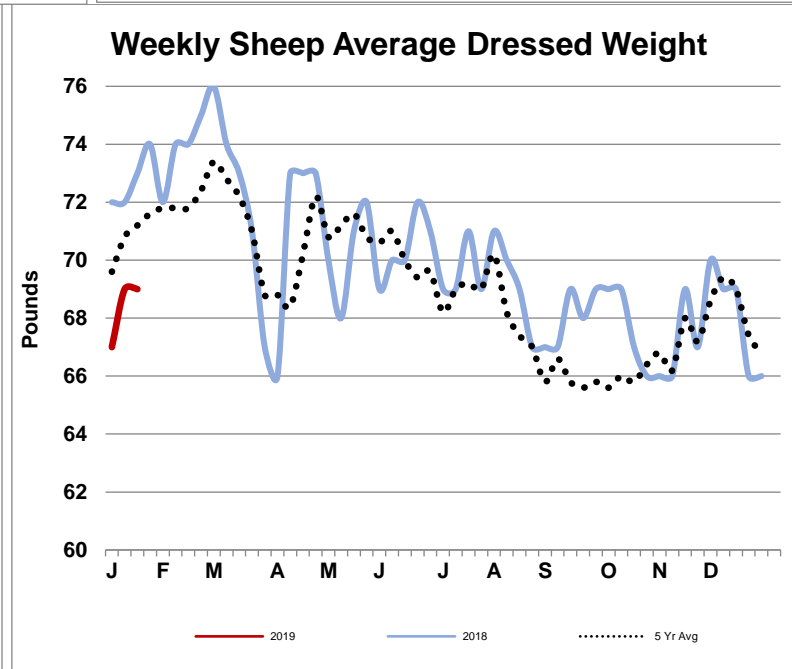
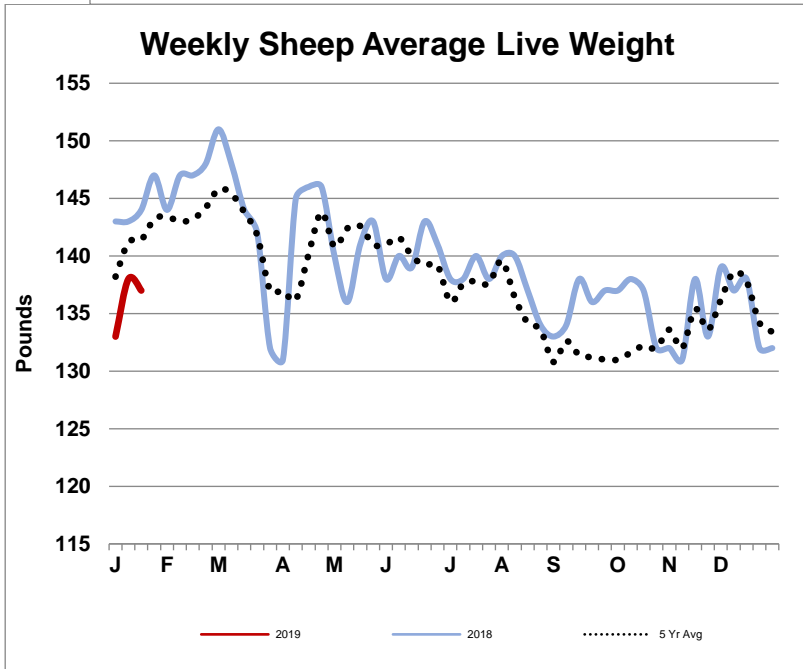
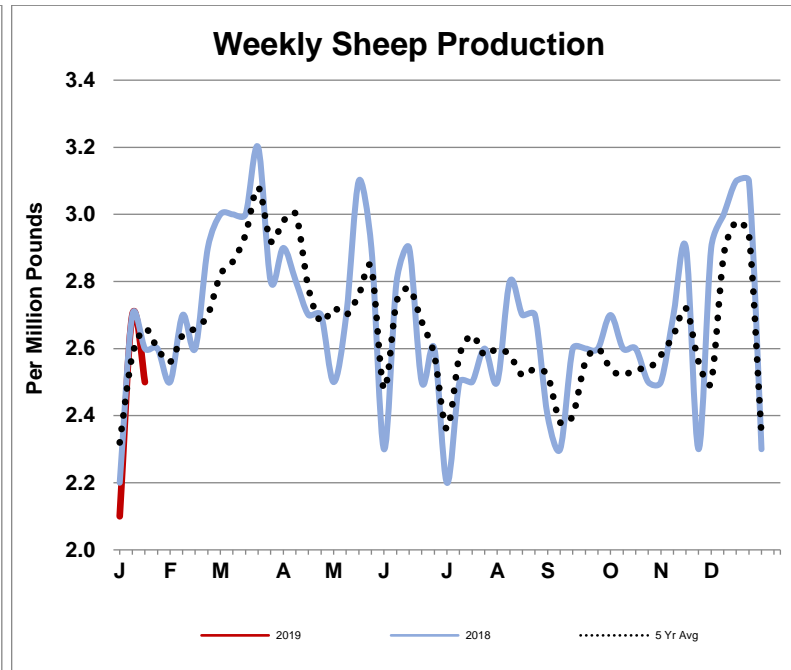
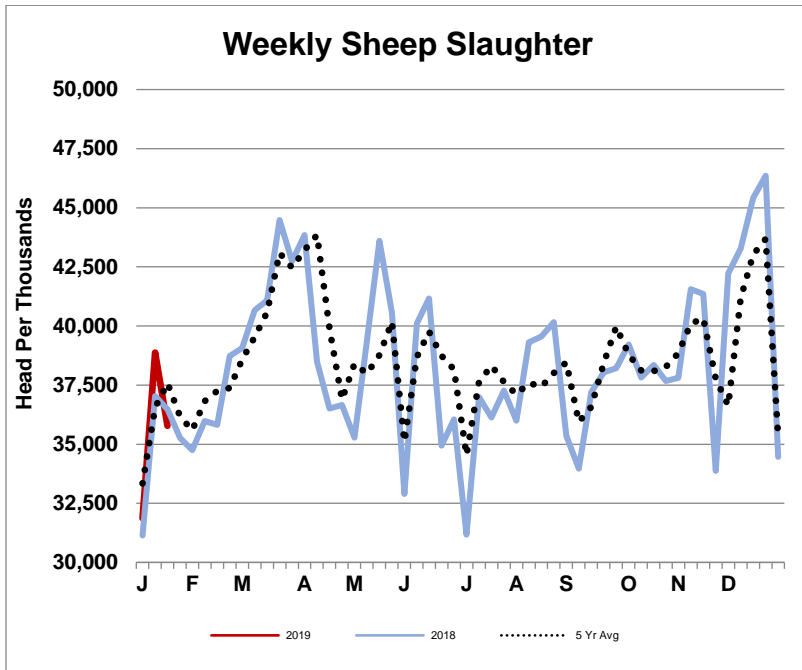
| | | |
|---------------|---------------|---------------|
| Number 1 tags | Number 2 tags | Number 3 tags |
| .60-.70 | .50-.60 | .40-.50 |

In Australia this week, the Eastern Market Indicator was down 16 at 1963 cents per Kg clean from the sale a week ago. A total of 43,129 bales were offered with sales of 89.7 percent. The Australian exchange rate was weaker by .0085 at .7145 percent of the U.S. dollar. Australian wool prices are quoted delivered Charleston, South Carolina. The current freight rate is .15 cents per pound clean. Schlumberger Dry formula is used for yield determination.

The 75-85 percent of Australia price range can be used as an estimated value of clean domestic prices FOB the warehouse and gross producer. These are estimated domestic values and may vary depending on current market conditions, yield, strength, length, colored fiber content, poly contamination, and other quality factors.

| Micron | US Grade | Clean Del Price in U.S. Dollars | Change from Previous Sale | 75-85 Percent of Australia |
|------------------|----------|---------------------------------|---------------------------|----------------------------|
| 18 | 80s | 7.99 | + .08 | 5.99-6.79 |
| 19 | 70-80s | 7.68 | + .06 | 5.76-6.53 |
| 20 | 64-70s | 7.57 | + .05 | 5.68-6.44 |
| 21 | 64s | 7.55 | + .09 | 5.66-6.42 |
| 22 | 62s | 7.52 | + .05 | 5.64-6.39 |
| 23 | 60-62s | 7.46 | ----- | 5.60-6.34 |
| 24 | 60s | ----- | ----- | ----- |
| 25 | 58s | ----- | ----- | ----- |
| 26 | 56-58s | 4.71 | + .04 | 3.53-4.01 |
| 28 | 54s | 3.92 | + .12 | 2.94-3.33 |
| 30 | 50s | 3.16 | + .06 | 2.37-2.69 |
| 32 | 46-48s | 2.12 | + .07 | 1.59-1.80 |
| Merino Clippings | | 3.91 | - .12 | 2.94-3.33 |

Eastern Market Indicator was down 16 at 1963 cents per kg clean. Australian exchange rate was weaker by .0085 at .7145 percent of the U.S. dollar.



Market News Sources



For additional information, contact these Livestock and Grain Market News locations

Des Moines, IA
William Worlie
515-284-4460

St. Joseph, MO
Jodie Pitcock
816-676-7000

Greeley, CO
970-353-9750

New Holland, PA
Levi Geyer
717-354-2391

San Angelo, TX
Rebecca Sauder
915-653-1778

Sioux Falls, SD
Justin Lumpkin
605-338-4061

[USDA AMS Livestock, Poultry & Grain Market News Portal](#)