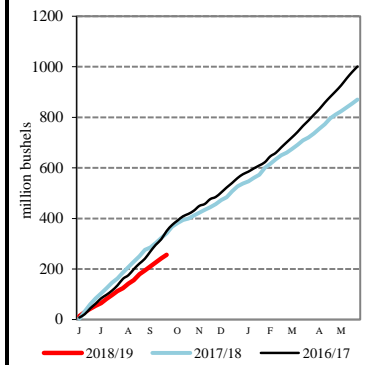


EXPORT	PRICE (\$/bu)	CHANGE (¢/bu)	BASIS (¢)	CHANGE
<u>Atlantic - JO_GR850</u>				
Soybeans	9.0375	-6.75	Opt K	UNCH
SRW	NQ	NQ	NQ	NQ
<u>Chicago - GX_GR110</u>				
Corn	3.3325 - 3.6125	+2.00 to +5.00	-45.00 K to -17.00 K	UNCH to +3.00
Soybeans	8.5775 - 8.5975	-6.75	-46.00 K to -44.00 K	UNCH
SRW	4.4900 - 4.6100	-0.50	-17.00 K to -5.00 K	UNCH
<u>Gulf - JO_GR112</u>				
Corn	4.2525 - 4.3625	+2.00 to +5.00	+47.00 K to +58.00 K	UNCH to +3.00
Soybeans	9.2475 - 9.3575	-6.75	+21.00 K to +32.00 K	UNCH
SRW	5.5400 - 5.5600	+0.50 to -0.50	+88.00 K to +90.00 K	+1.00 to UNCH
12 HRW	5.5700 - 5.7500	-2.00	+112.00 K to +130.00 K	UNCH
<u>PNW - JO_GR110</u>				
SWW	5.90 - 6.30	UNCH	+124.00 K to +164.00 K	+0.50
Ord HRW	5.74 - 6.14	-2.00	+129.00 K to +169.00 K	UNCH
<u>Toledo - GX_GR111</u>				
Corn	3.7025	+2.00	-8.00 K	UNCH
Soybeans	8.6175	-6.75	-42.00 K	UNCH
SRW	4.6100	-0.50	-5.00 K	UNCH

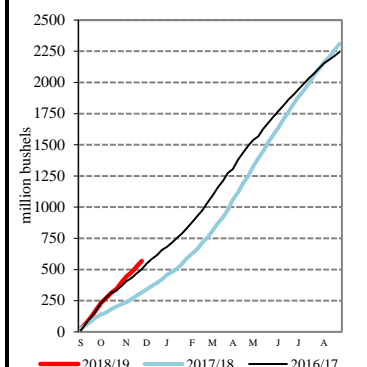
All prices are reported in dollars/bushel, except soybean and corn oil is in cents/lb. and soybean meal is in dollars/ton.

Wheat Inspected for Export



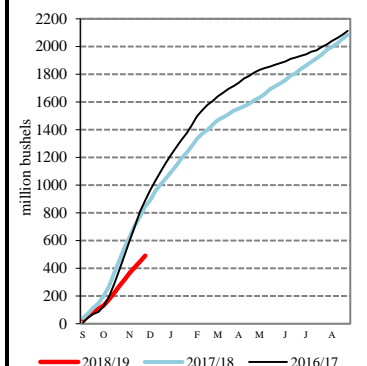
TERMINAL	PRICE (\$/bu)	CHANGE (¢/bu)	BASIS (¢)	CHANGE
<u>Kansas City - SJ_GR112</u>				
Corn	3.71 - 3.81	+5.00 to +2.00	-7.00 K to +3.00 K	+3.00 to UNCH
Soybeans	8.59 - 8.77	+1.00 to -7.00	-45.00 K to -27.00 K	+8.00 to UNCH
Ord HRW	4.35 - 4.75	+3.00 to -2.00	-10.00 K to +30.00 K	+5.00 to UNCH
<u>Minneapolis - MS_GR110</u>				
14 DNS/NS Del Chicag	7.5225 - 7.7225	+1.00 to +21.00	+180.00 K to +200.00 K	UNCH to +20.00
Oats	2.9850 - 3.4350	-7.00	+20.00 K to +65.00 K	-5.00
<u>Omaha - WH_GR110</u>				
Corn	3.68 - 3.76	+2.00	-10.25 K to -2.25 K	UNCH
Soybeans	8.39 - 8.44	-7.00	-64.75 K to -59.75 K	-0.25
<u>Portland - JO_GR111</u>				
11.5 HRW	6.20 - 6.35	-2.00	+175.00 K to +190.00 K	UNCH
14 DNS	6.82 - 6.97	+1.00	+110.00 K to +125.00 K	UNCH

Corn Inspected for Export



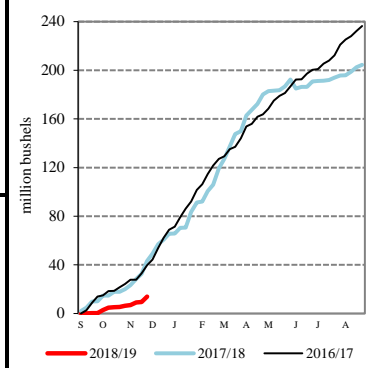
RIVER	PRICE (\$/bu)	CHANGE (¢/bu)	BASIS (¢)	CHANGE
<u>So. Iowa, Mississippi River - MS_GR114</u>				
Corn	3.4625 - 3.5325	+2.00	-32.00 K to -25.00 K	UNCH
Soybeans	8.3975 - 8.5375	-9.75 to -6.75	-64.00 K to -50.00 K	-3.00 to UNCH
<u>St. Louis, Mississippi River - JC_GR110</u>				
Corn	3.8000	+5.00 to +2.00	+1.75 K	+3.00 to UNCH
Soybeans	8.7500	-10.00 to -11.00	-28.75 K	-3.25 to -4.25
SRW	4.9200 - 4.9400	-2.00 to UNCH	+26.00 K to +28.00 K	-1.50 to +0.50
<u>Memphis, Mississippi River - LR_GR110</u>				
Corn	3.8425 - 3.9025	+2.00	+6.00 K to +12.00 K	UNCH
Soybeans	8.8875 - 8.9175	-9.75 to -13.75	-15.00 K to -12.00 K	-3.00 to -7.00
SRW	NQ	NQ	NQ	NQ
<u>Cincinnati, Ohio River - GX_GR114</u>				
Corn	3.6025 - 3.7025	+3.00 to +2.00	-18.00 K to -8.00 K	+1.00 to UNCH
Soybeans	8.5375 - 8.6075	-14.75 to -11.75	-50.00 K to -43.00 K	-8.00 to -5.00
SRW	4.5600	-0.50	-10.00 K	UNCH
<u>Mt. Vernon, Indiana, Ohio River - GX_GR114</u>				
Corn	3.6925 - 3.7225	+2.00	-9.00 K to -6.00 K	UNCH
Soybeans	8.6575 - 8.8575	-6.75	-38.00 K to -18.00 K	UNCH
SRW	4.7400	-0.50	+8.00 K	UNCH
<u>No. Peoria, Illinois River - GX_GR112</u>				
Corn	3.5825 - 3.6225	+6.00 to +2.00	-20.00 K to -16.00 K	+4.00 to UNCH
Soybeans	8.5075 - 8.5375	-7.75 to -11.75	-53.00 K to -50.00 K	-1.00 to -5.00

Soybeans Inspected for Export



PROCESSOR	PRICE	CHANGE	BASIS	CHANGE
<u>Central IL</u>				
<u>Corn</u>	3.6025 - 3.7225	+3.00 to +2.00	-18.00 K to -6.00 K	+1.00 to UNCH
<u>Soybeans</u>	8.6575 - 8.8375	-6.75	-38.00 K to -20.00 K	UNCH
Crude SB Oil	27.66 - 28.16	-0.44	-100.00 K to -50.00 K	UNCH
48 SB Meal	310.00 - 316.00	-0.30	-5.00 K to +1.00 K	UNCH
Crude Corn Oil - Rail	26.30 - 27.50	UNCH	N/A	N/A

Sorghum Inspected for Export



FUTURES		PRICE	CHANGE		PRICE	CHANGE
CME Group	Corn	K May 19	3.7825	+2.00	N Jul 19	3.8750 +2.00
	Soybeans	K May 19	9.0375	-6.75	N Jul 19	9.1725 -7.00
	Wheat (SRW)	K May 19	4.6600	-0.50	N Jul 19	4.7075 -0.75
	Oats	K May 19	2.7850	-2.25	N Jul 19	2.7500 -2.00
MGEX	HRS Wheat (DNS)	K May 19	5.7225	+1.00	N Jul 19	5.7075 -0.50
KCBOT	HRW Wheat	K May 19	4.4500	-2.00	N Jul 19	4.5350 -1.75

USDA Livestock, Poultry & Grain Market News
 210 Walnut Street, Room 767
 Des Moines, Iowa 50309
 Phone: 515-284-4460
 Email: Desm.LPGMN@ams.usda.gov
www.ams.usda.gov/LPSMarketNewsPage