

[LM XB403](#)

DAILY ESTIMATED CUTOUT VALUES

	Choice <u>600-900#</u>	Select <u>600-900#</u>	Choice/Select Spread
Cutout Values	229.09	218.64	
Change from Prior Day	(0.22)	0.27	
Primal Rib	378.28	334.36	
Primal Chuck	179.95	177.93	
Primal Round	184.98	186.78	
Primal Loin	308.40	284.08	
Primal Brisket	196.86	194.31	
Primal Short Plate	169.78	169.78	
Primal Flank	119.92	121.28	
			Load Count:
			Total 72
			Choice 43
			Select 8
			Trimming 8
			Grinds 13

Fresh 50% Trimmings 8 Loads @ 83.12

[NW LS441](#)

USDA BY-PRODUCT DROP VALUE (STEER) - DAILY

9.10 Change: unchanged

[LM CT100](#)

5 AREA WEEKLY ACCUMULATED WEIGHTED AVG CATTLE PRICE

<i>As of 10:00 am</i>	<u>Head Count</u>	<u>Avg Weight</u>	<u>Avg Price</u>
Live Steer	766	1,439	130.00
Live Heifer	244	1,392	128.35
Dressed Steer	924	880	204.41
Dressed Heifer	0		

[SJ LS710](#)

ESTIMATED DAILY CATTLE SLAUGHTER

		Saturday
Today (est)	113,000	42,000
Week Ago (est)	100,000	50,000
Year Ago (act)	109,000	26,000
Week to Date	589,000	631,000
Same Period Last Week	547,000	597,000
Same Period Last Year	585,000	611,000
Previous Day Estimated	Steer and Heifer 94,000 Cow and Bull 27,000	

[SJ LS712](#)

BEEF PRODUCTION	3/23/2019 (Estimate)	Last Week (Estimate)	Last Year (Actual)
Slaughter	631,000	593,000	611,000
Live Weights	1348	1351	1354
Dressed Weights	808	810	818
Beef Production (millions of pounds)	508.9	479.5	498.8

[NW LS410](#)

USDA BEEF CARCASS PRICE EQUIVALENT INDEX VALUE

	Choice <u>600-900#</u>	Select <u>600-900#</u>	Dressing percent:	
			<u>Steer</u>	<u>Heifer</u>
	205.86	195.42	63.29	63.25
Change	0.31	0.56		

[LM XB405](#)

USDA NATIONAL CUTTER COW CARCASS CUTOUT

168.24 (0.44) 90% lean: 217.35

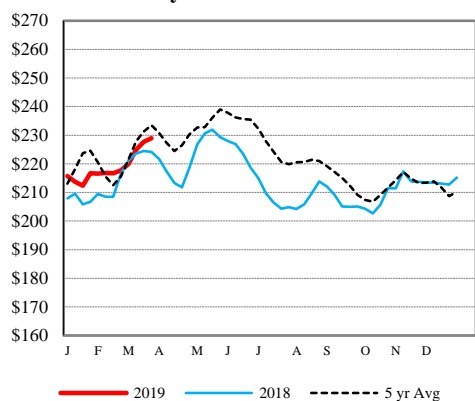
[CME LIVE CATTLE](#)

	<u>High</u>	<u>Low</u>	<u>Close</u>	<u>Change</u>
APR	130.25	128.78	129.73	(-0.17)
JUN	124.90	122.55	123.50	(-0.40)
AUG	121.15	118.95	120.03	0.05

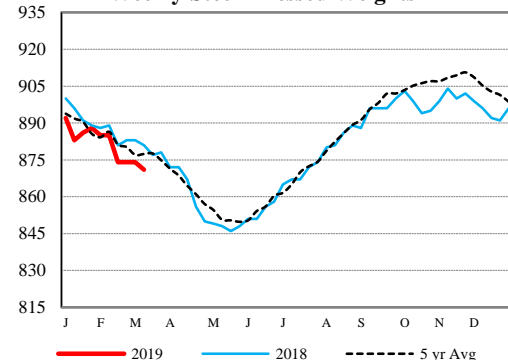
[CME FEEDER CATTLE](#)

	<u>High</u>	<u>Low</u>	<u>Close</u>	<u>Change</u>
MAR	144.00	142.53	143.00	0.22
APR	150.80	147.88	148.80	(-0.12)
MAY	155.30	152.80	154.05	0.05

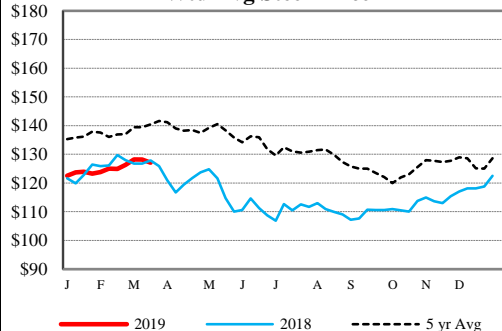
Weekly Choice Cutout



Weekly Steer Dressed Weights



5 Area Weekly Wtd Avg Steer Price



Weekly Ch/Se Spread

