

[LM XB403](#)

DAILY ESTIMATED CUTOUT VALUES

	<u>Choice</u> <u>600-900#</u>	<u>Select</u> <u>600-900#</u>	Choice/Select Spread
Cutout Values	229.31	218.37	10.94
Change from Prior Day	0.64	(0.26)	
Primal Rib	379.10	335.91	
Primal Chuck	179.71	176.65	
Primal Round	185.49	187.19	
Primal Loin	309.42	283.79	
Primal Brisket	196.65	195.91	
Primal Short Plate	167.25	167.25	
Primal Flank	121.54	121.38	
			Load Count:
			Total 111
			Choice 72
			Select 19
			Trimming 7
			Grinds 13

Fresh 50% Trimmings 7 Loads @ 83.69

[NW LS441](#)

USDA BY-PRODUCT DROP VALUE (STEER) - DAILY

9.10 Change: 0.02

[LM CT100](#)

5 AREA WEEKLY ACCUMULATED WEIGHTED AVG CATTLE PRICE

As of 10:00 am	<u>Head Count</u>	<u>Avg Weight</u>	<u>Avg Price</u>
Live Steer	766	1,439	130.00
Live Heifer	244	1,392	128.35
Dressed Steer	924	880	204.41
Dressed Heifer	0		

[SJ LS710](#)

ESTIMATED DAILY CATTLE SLAUGHTER

Today (est)	121,000
Week Ago (est)	99,000
Year Ago (act)	121,000
Week to Date	476,000
Same Period Last Week	447,000
Same Period Last Year	476,000
Previous Day Estimated	
	Steer and Heifer 93,000
	Cow and Bull 27,000

[SJ LS712](#)

BEEF PRODUCTION

	3/16/2019 (Estimate)	Last Week (Estimate)	Last Year (Actual)
Slaughter	593,000	603,000	601,000
Live Weights	1351	1354	1362
Dressed Weights	810	813	819
Beef Production (millions of pounds)	479.5	489.1	490.7

[NW LS410](#)

USDA BEEF CARCASS PRICE EQUIVALENT INDEX VALUE

	<u>Choice</u> <u>600-900#</u>	<u>Select</u> <u>600-900#</u>	<u>Dressing percent:</u>	
			<u>Steer</u>	<u>Heifer</u>
	205.55	194.86	63.24	63.24
Change	0.45	(0.01)		

[LM XB405](#)

USDA NATIONAL CUTTER COW CARCASS CUTOUT

168.68 0.14 90% lean: 217.84

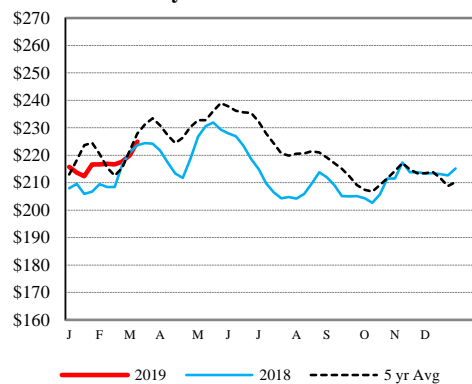
[CME LIVE CATTLE](#)

	<u>High</u>	<u>Low</u>	<u>Close</u>	<u>Change</u>
APR	130.45	128.98	129.90	0.32
JUN	124.45	122.78	123.90	0.52
AUG	120.40	118.78	119.98	0.65

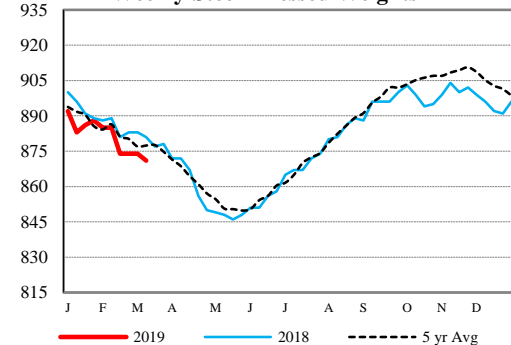
[CME FEEDER CATTLE](#)

	<u>High</u>	<u>Low</u>	<u>Close</u>	<u>Change</u>
MAR	143.50	142.15	142.78	0.52
APR	150.00	148.40	148.93	0.60
MAY	154.45	152.30	154.00	1.87

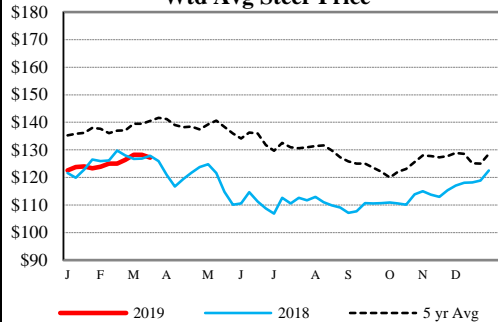
Weekly Choice Cutout



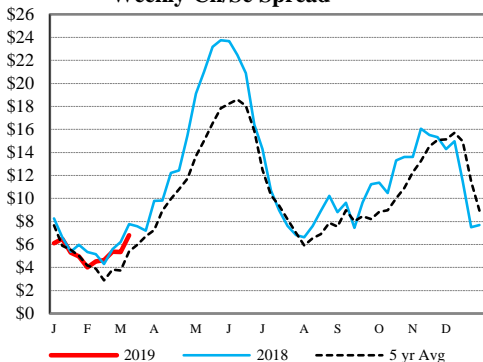
Weekly Steer Dressed Weights



5 Area Weekly Wtd Avg Steer Price



Weekly Ch/Se Spread



USDA Livestock Poultry Grain Market News

Des Moines, Iowa
Phone: 515-284-4460
Email: desm.lpgmn@ams.usda.gov
[USDA AMS Livestock, Poultry & Grain Market News Portal](#)