

**AUCTION SUMMARY**

<a href="#">KO_LS150</a>		8,800		Monday	
<b>OKLAHOMA NATIONAL STOCKYARDS</b>					
Oklahoma City, OK					
Feeder Steers	500-600 lbs	167.50-189.00	Feeder Heifers	500-600 lbs	143.00-158.00
Medium &	600-700 lbs	147.50-174.00	Medium &	600-700 lbs	127.00-144.00
Large #1	700-800 lbs	136.00-151.50	Large #1	700-800 lbs	124.00-134.25
	800-900 lbs	130.00-140.50		800-900 lbs	117.00-128.00
	900-1000 lbs	125.00-134.00		900-1000 lbs	114.50-122.00

<a href="#">JC_LS758</a>		7,809		Monday	
<b>JOPLIN REGIONAL STOCKYARDS</b>					
Carthage, MO					
Feeder Steers	400-500 lbs	180.00-195.00	Feeder Heifers	400-500 lbs	150.00-167.00
Medium &	500-600 lbs	158.00-186.00	Medium &	500-600 lbs	135.00-164.00
Large #1	600-700 lbs	143.00-168.00	Large #1	600-700 lbs	128.00-147.00
	700-800 lbs	132.00-155.00		700-800 lbs	122.00-138.00
	800-900 lbs	127.00-140.00		800-900 lbs	120.00-124.00

<a href="#">SF_LS769</a>		4,631		Monday	
<b>SIOUX FALLS REGIONAL STOCKYARDS</b>					
Worthing, SD					
Feeder Steers	400-500 lbs	175.00-194.00	Feeder Heifers	400-500 lbs	154.00-175.00
Medium &	500-600 lbs	164.00-194.50	Medium &	500-600 lbs	141.50-159.50
Large #1	600-700 lbs	148.00-165.00	Large #1	600-700 lbs	134.50-144.50
	700-800 lbs	140.00-154.50		700-800 lbs	122.00-140.50
	800-900 lbs	128.25-144.00		800-900 lbs	119.50-131.00

[Live Cattle Settlements](#) [Feeder Cattle Settlements](#) Tuesday

**CHICAGO MERCANTILE EXCHANGE LIVESTOCK FUTURES SETTLEMENT**

Live Cattle			Feeder Cattle		
		Change			Change
Apr	129.12	0.80	Mar	142.25	0.60
Jun	122.72	0.15	Apr	147.80	1.50
Aug	118.72	0.62	May	150.52	2.20

[Corn Settlements](#) [Soybean Settlements](#) Tuesday

**CHICAGO BOARD OF TRADE GRAIN FUTURES SETTLEMENT**

Corn			Soybeans		
		Change			Change
Mar	3.7125	(0.0025)	Mar	9.0400	(0.0175)
May	3.8075	Unch	May	9.1750	(0.0175)
Jly	3.8750	Unch	Jly	9.2375	(0.0175)

[KC Wheat](#) [Wheat](#) Change

KANSAS CITY BOARD OF TRADE			Wheat		
		Change			Change
Mar	4.3575	(0.0075)	Mar	4.3575	(0.0075)
May	4.4500	(0.0100)	May	4.4500	(0.0100)
Jly	4.5700	(0.0150)	Jly	4.5700	(0.0150)

[LM\\_CT100](#) Tuesday

**5 AREA WKLY ACCUMULATED WTD AVG SLAUGHTER CATTLE PRICE**

	Head Count	Avg Weight	Avg Price
Live Steer	0	N/A	N/A
Live Heifer	166	1,388	127.58
Dressed Steer	452	893	203.80
Dressed Heifer	0	N/A	N/A

[LM\\_XB403](#) Tuesday

**DAILY ESTIMATED BOXED BEEF CUTOUT VALUES**

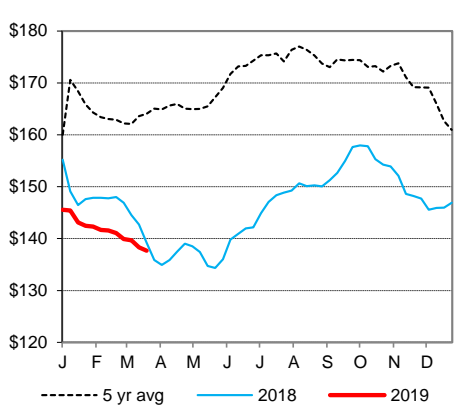
Choice	Select	Choice Cuts	67	loads
600-900#	600-900#	Select Cuts	24	loads
229.33	219.46	Trimming	12	loads
1.00	1.25	Grinds	19	loads

[SJ\\_LS710](#) [JC\\_LS140](#)

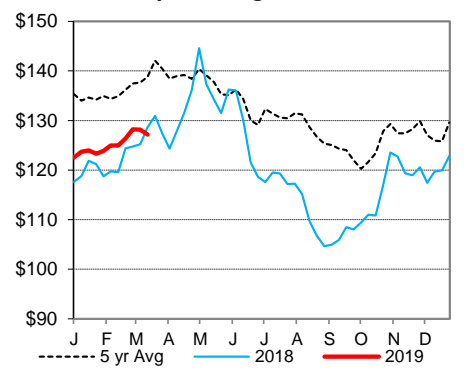
**ESTD DAILY CATTLE SLAUGHTER**

Tuesday	120,000	<b>Springfield Livestock Marketing Center</b>
Week Ago (est)	120,000	Tuesday <u>Pct Lean</u> <u>Price</u>
Year Ago (act)	119,000	Breaking 70-80 55.00-60.00
Wk to date (est)	235,000	Boning 80-85 53.00-57.50
Last Week (est)	239,000	Lean 85-90 43.50-50.00
Last Year (act)	237,000	<b>Monday</b>
Previous Day Estimated:	Steer and Heifer 90,000	
	Cow and Bull 25,000	

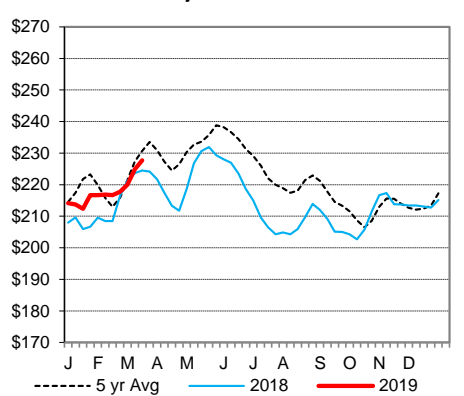
**CME Feeder Cattle Index**



**5 Area Wkly Wtd Avg Sltr Steer Price**



**Weekly Choice Cutout**



**Weekly Select Cutout**

