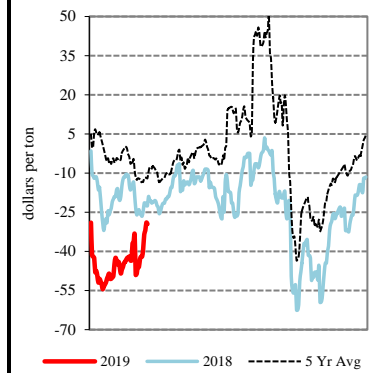


EXPORT	PRICE (\$/bu)	CHANGE (¢/bu)	BASIS (¢)	CHANGE
<u>Atlantic - JO_GR850</u>				
Soybeans	9.0400	-1.75	Opt K	UNCH
SRW	NQ	NQ	NQ	NQ
<u>Chicago - GX_GR110</u>				
Corn	3.2625 - 3.5125	-0.25	-45.00 K to -20.00 K	UNCH
Soybeans	8.5800 - 8.6000	-1.75	-46.00 K to -44.00 K	UNCH
SRW	4.3950 - 4.5150	-0.25	-17.00 K to -5.00 K	UNCH
<u>Gulf - JO_GR112</u>				
Corn	4.1825 - 4.2625	-0.25	+47.00 K to +55.00 K	UNCH
Soybeans	9.2500 - 9.4700	-1.75 to -7.75	+21.00 K to +43.00 K	UNCH to -6.00
SRW	5.4350 - 5.4850	-0.25	+87.00 K to +92.00 K	UNCH
12 HRW	5.4775 - 5.6575	-0.75	+112.00 K to +130.00 K	UNCH
<u>PNW - JO_GR110</u>				
SWW	5.90 - 6.30	UNCH	+133.50 K to +173.50 K	+0.25
Ord HRW	5.65 - 6.05	-1.00	+129.00 K to +169.00 K	UNCH
<u>Toledo - GX_GR111</u>				
Corn	3.6325	-0.25	-8.00 K	UNCH
Soybeans	8.6200	-1.75	-42.00 K	UNCH
SRW	4.5150	-0.25	-5.00 K	UNCH

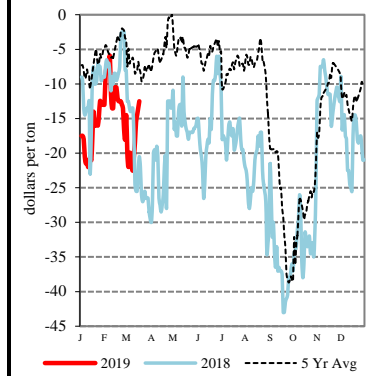
All prices are reported in dollars/bushel, except soybean and corn oil is in cents/lb. and soybean meal is in dollars/ton.

IL River So. of Peoria Bean Basis



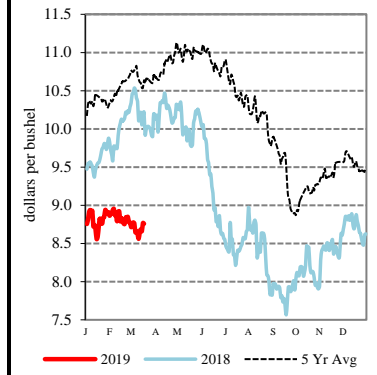
TERMINAL	PRICE (\$/bu)	CHANGE (¢/bu)	BASIS (¢)	CHANGE
<u>Kansas City - SJ_GR112</u>				
Corn	3.61 - 3.74	-1.00	-10.00 K to +3.00 K	UNCH
Soybeans	8.51 - 8.77	-2.00	-53.00 K to -27.00 K	UNCH
Ord HRW	4.21 - 4.66	-1.00	-15.00 K to +30.00 K	UNCH
<u>Minneapolis - MS_GR110</u>				
14 DNS/NS Del Chicag	7.4525 - 7.6525	+4.50	+180.00 K to +200.00 K	UNCH
Oats	2.9600 - 3.4300	-5.00	+23.00 K to +70.00 K	UNCH
<u>Omaha - WH_GR110</u>				
Corn	3.61 - 3.69	-1.00	-10.25 K to -2.25 K	-0.75
Soybeans	8.39 - 8.44	-2.00	-65.00 K to -60.00 K	-0.25
<u>Portland - JO_GR111</u>				
11.5 HRW	6.11 - 6.26	-1.00	+175.00 K to +190.00 K	UNCH
14 DNS	6.75 - 6.90	+4.00	+110.00 K to +125.00 K	UNCH

IL River So. of Peoria Corn Basis



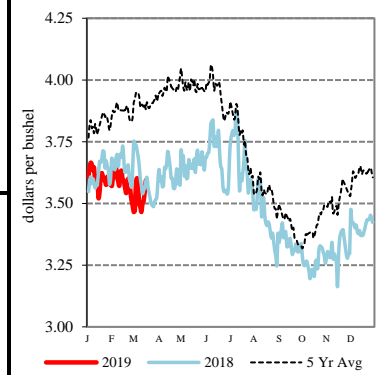
RIVER	PRICE (\$/bu)	CHANGE (¢/bu)	BASIS (¢)	CHANGE
<u>So. Iowa, Mississippi River - MS_GR114</u>				
Corn	3.4325 - 3.4625	-0.25	-28.00 K to -25.00 K	UNCH
Soybeans	8.5400 - 8.5800	+8.25 to -1.75	-50.00 K to -46.00 K	+10.00 to UNCH
<u>St. Louis, Mississippi River - JC_GR110</u>				
Corn	3.7600 - 3.7800	-2.00	+4.75 K to +6.75 K	-1.75
Soybeans	8.8700 - 8.9800	-12.00 to -2.00	-17.00 K to -6.00 K	-10.25 to -0.25
SRW	4.8400	-1.00	+27.50 K	-0.75
<u>Memphis, Mississippi River - LR_GR110</u>				
Corn	3.7725 - 3.8825	-0.25 to +1.75	+6.00 K to +17.00 K	UNCH to +2.00
Soybeans	8.9200 - 9.0400	-1.75	-12.00 K to Opt K	UNCH
SRW	NQ	NQ	NQ	NQ
<u>Cincinnati, Ohio River - GX_GR114</u>				
Corn	3.5425 - 3.6125	+0.75 to -1.25	-17.00 K to -10.00 K	+1.00 to -1.00
Soybeans	8.6600 - 8.7400	-11.75 to -5.75	-38.00 K to -30.00 K	-10.00 to -4.00
SRW	4.4650	-0.25	-10.00 K	UNCH
<u>Mt. Vernon, Indiana, Ohio River - GX_GR114</u>				
Corn	3.6225 - 3.6725	-0.25 to +1.75	-9.00 K to -4.00 K	UNCH to +2.00
Soybeans	8.8400 - 8.8600	+4.25 to -1.75	-20.00 K to -18.00 K	+6.00 to UNCH
SRW	4.6450	+2.75	+8.00 K	+3.00
<u>No. Peoria, Illinois River - GX_GR112</u>				
Corn	3.5025 - 3.5525	-0.25 to -1.25	-21.00 K to -16.00 K	UNCH to -1.00
Soybeans	8.5400 - 9.4000	-13.75 to +68.25	-50.00 K to +36.00 K	-12.00 to +70.00

Soybeans - Central IL



PROCESSOR	PRICE	CHANGE	BASIS	CHANGE
<u>Central IL</u>				
<u>Corn</u>	3.5225 - 3.6525	+1.75 to -0.25	-19.00 K to -6.00 K	+2.00 to UNCH
<u>Soybeans</u>	8.6600 - 8.8400	-1.75 to +0.25	-38.00 K to -20.00 K	UNCH to +2.00
Crude SB Oil	28.24 - 28.74	-0.20	-100.00 K to -50.00 K	UNCH
48 SB Meal	305.80 - 311.80	+1.00	-5.00 K to +1.00 K	UNCH
Crude Corn Oil - Rail	26.30 - 27.50	-0.96 to +0.24	N/A	N/A

Corn - Central IL



FUTURES	PRICE	CHANGE	PRICE	CHANGE	
CME Group	Corn	H Mar 19 0.0000 UNCH K May 19 3.7125 -0.25	Soybeans	H Mar 19 0.0000 UNCH K May 19 9.0400 -1.75	
	Wheat (SRW)	H Mar 19 0.0000 UNCH K May 19 4.5650 -0.25	Oats	H Mar 19 0.0000 UNCH K May 19 2.7300 -5.00	
MGEX	HRS Wheat (DNS)	H Mar 19 0.0000 UNCH K May 19 5.6525 +4.50	KCBOT	HRW Wheat	H Mar 19 0.0000 UNCH K May 19 4.3575 -0.75

USDA Livestock, Poultry & Grain Market News  
 210 Walnut Street, Room 767  
 Des Moines, Iowa 50309  
 Phone: 515-284-4460  
 Email: Desm.LPGMN@ams.usda.gov  
[www.ams.usda.gov/LPSMarketNewsPage](http://www.ams.usda.gov/LPSMarketNewsPage)