



USDA WEEKLY NATIONAL LAMB MARKET SUMMARY

Livestock, Meat, Wool, Pelt, & International Markets

Friday, March 15, 2019

VOL. 26 No. 10

NATIONAL SHEEP SUMMARY

Weekly Trends: Compared to last week slaughter lambs were steady to as much as 30.00 higher with the most advance on lambs over 80 lbs. The exception to this was lambs under 70 lbs at San Angelo, TX which were steady to 10.00 lower. Slaughter ewes were mostly steady to 5.00 higher. Feeder lambs were not well tested. At San Angelo, TX 7734 head sold. Equity Electronic Auction sold 335 slaughter lambs in Utah. In direct trading slaughter ewes and feeder lambs were not tested. 5300 head of negotiated sales of slaughter lambs were 2.00-3.00 higher. 2,526 lamb carcasses sold with all weights no trend due to confidentiality. All sheep sold per hundred weight (CWT) unless otherwise specified.

Slaughter Lambs: Choice and Prime 2-3 90-160 lbs:

San Angelo: shorn and woolled 105-165 lbs 126.00-140.00, few 150.00.
PA: shorn and woolled 90-110 lbs 285.00-305.00, few 320.00-330.00; 110-130 lbs 240.00-275.00; 130-150 lbs 225.00-270.00; 150-200 lbs 200.00-245.00.
Ft. Collins, CO: no test due to weather.
South Dakota: shorn and woolled 95-105 lbs 152.50-164.00; 125-130 lbs 145.00-156.00; 130-150 lbs 144.00-150.00.
Kalona, IA: woolled 115-120 lbs 153.00-162.00; 130-135 lbs 145.00-152.50.
Missouri: 120-155 lbs 170.00-205.00.
Equity Elec: 145 lbs 143.75.

Slaughter Lambs: Choice and Prime 1-2:

San Angelo: 40-60 lbs 232.00-244.00, few 249.00; 60-70 lbs 222.00-238.00; 70-80 lbs 214.00-234.00; 80-90 lbs 198.00-224.50; 90-110 lbs 190.00-212.00.
Pennsylvania: 40-50 lbs 275.00-320.00; 50-60 lbs 260.00-315.00, few 315.00-337.00; 60-70 lbs 260.00-305.00, few 305.00-310.00; 70-80 lbs 265.00-295.00, few 365.00-375.00; 80-90 lbs 260.00-305.00, few 310.00-375.00; 90-110 lbs 285.00-300.00.
Kalona, IA: 30-50 lbs 245.00-277.50; 50-60 lbs 270.00-280.00; 60-70 lbs 265.00-267.50; 70-80 lbs 242.50-265.00; 80-90 lbs 232.50-235.00; 90-110 lbs 167.50-212.50.
Missouri: 50-60 lbs 245.00-270.00; 60-70 lbs 225.00-245.00; 70-80 lbs 210.00-235.00; 80-90 lbs 180.00-220.00; 90-110 lbs 175.00-227.50.
South Dakota: 54 lbs 225.00; 75 lbs 205.00; 96 lbs 163.00.

Direct Trading:

(lambs fob with 3-4 percent shrink or equivalent)
5300: Slaughter Lambs shorn and woolled 130-180 lbs 126.00-155.00 (wtd avg 141.45).

Slaughter Ewes:

77.00; Utility and Good 1-3 (medium flesh) 80.00-92.00, high-yielding 94.00-100.00; Utility 1-2 (thin) 70.00-80.00; Cull and Utility 1-2 (very thin) 58.00-69.00; Cull 1 (extremely thin) 38.00.
Pennsylvania: Good 3-4 (very fleshy) 65.00-70.00; Good 2-3 (fleshy) 60.00-115.00; Utility 1-2 (thin) 50.00-80.00; Cull 1 no test.
Ft. Collins: Good 3-5 (very fleshy) no test; Good 2-3 (fleshy) no test; Utility 1-2 (thin) no test; Cull 1 (extremely thin) no test.
Billings, MT: Good 3-4 (very fleshy) 51.00-55.50; Good 2-3 (fleshy) 50.00-56.50, high-yielding 68.00-75.00; Utility 1-2 (thin) 52.00-57.50, high-yielding 62.50-68.00; Cull 1 51.00-57.00.
So Dakota: Good 3-4 (very fleshy) 47.00; Good 2-3 (fleshy) 52.00-57.00; Utility 1-2 (thin) 54.00-61.00.
Missouri: Good 2-4 55.00-67.50, high-yielding 72.50-80.00; Utility and Good 1-3 35.00-47.50.

Virginia: Good 2-4 no test.
Kalona: Good 3-4 (very fleshy) 70.00; Good 2-3 (fleshy) 70.00-97.50; Utility and Good 1-3 (medium flesh) 70.00-82.50; Utility 1-2 (thin) 65.00-72.50; Cull and Utility 1-2 (very thin) no test; Cull 1 no test.

Feeder Lambs: Medium and Large 1-2:

San Angelo: shorn 70-80 lbs 182.00-198.00; 84 lbs 174.00.
Billings: 55 lbs 220.00; 70-80 lbs 200.00-215.00; 80-90 lbs 189.00-204.00; 90-100 lbs 167.50-189.00; 100-110 lbs 157.00-169.00; 110-120 lbs 151.00-163.00; 120-130 lbs 145.00-154.00; 135-140 lbs 136.00-148.00; 146 lbs 135.00.
So Dakota: 46 lbs 270.00; 59 lbs 250.00.
Missouri: 25-50 lbs 185.00-210.00.

Replacement Ewes: Medium and Large 1-2:

San Angelo: baby tooth to solid mouth hair ewes 110-135 lbs 130.00-160.00 cwt; mixed age hair ewes 80-130 lbs 90.00-130.00 cwt.
Billings: baby tooth 175 lbs 78.00 cwt; solid mouth 145 lbs 56.00 cwt.
So Dakota: bred solid mouth to aged 140.00-160.00 per head.
Missouri: ewes with single lambs 175.00-190.00 per family, with twins 200.00-250.00 per family.

NATIONAL DAILY LAMB CARCASS

Negotiated sales for delivery within 14 calendar days, FOB Plant basis.

Compared to last week: All weights

DAILY CHOICE AND PRIME, YG 1-4

Weight	Head	Head 712	Wt Avg
45-DN			*Price not reported due to confidentiality*
45-55#			*Price not reported due to confidentiality*
55-65#			*Price not reported due to confidentiality*
65-75#			*Price not reported due to confidentiality*
75-85#			*Price not reported due to confidentiality*
85-UP			*Price not reported due to confidentiality*

* SAT-FRI CHOICE AND PRIME, YG 1-4

Weight	Head	Head 2,526	Wt Avg
45-DN			*Not reported due to confidentiality*
45-55#			*Not reported due to confidentiality*
55-65#			*Not reported due to confidentiality*
65-75#			*Not reported due to confidentiality*
75-85#			*Not reported due to confidentiality*
85-UP			*Not reported due to confidentiality*

*For more information, please visit
www.ams.usda.gov/ConfidentialityGuidelines*

NATIONAL SUMMARY OF LAMB GRADED - JANUARY

Lamb & Mutton	Yield Grade					Quality Only	Total Quality Graded This PD	% of all Quality Graded
	#1	#2	#3	#4	\$5			
Prime	4	48	105	119	74	350	6.1%	
Choice	163	1,272	2,183	1,246	488	5,352	93.9%	
Good	0	0	0	0	0	0	0.0%	
Utility	0	0	0	0	0	0	0.0%	
Cull	0	0	0	0	0	0	0.0%	
Total Yield Graded This Period	166	1,320	2,288	1,365	562			
% of all Yield Graded	2.9%	23.2%	40.1%	23.9%	9.9%			

WEEKLY AUCTIONS

SLAUGHTER LAMBS

[San Angelo, TX](#)

[Worthing, SD](#)

[Ft Collins, CO](#)

SLAUGHTER EWES

[San Angelo, TX](#)

[St. Onge-Newell, SD](#)

[Ft. Collins, CO](#)

[Billings, MT](#)

FEEDER LAMBS

[San Angelo, TX](#)

[St. Onge-Newell, SD](#)

[Ft. Collins, CO](#)

CARCASS LAMB

FOB PLANT *SAT-FRI*

WTD AVGS

	Last Wk	Current
45#-Dn	N/Q	N/Q
45-55#	N/Q	N/Q
55-65#	N/Q	N/Q
65-75#	N/Q	N/Q
75-85#	N/Q	N/Q
85#-Up	N/Q	N/Q
Last Yr		
45#-Dn		N/Q
45-55#		N/Q
55-65#		N/Q
65-75#		N/Q
75-85#		N/Q
85#-Up		N/Q

NATIONAL BOXED LAMB CUTS

FOB Plant basis negotiated sales for delivery within 0-21 day period, fresh and frozen carlot volume, including sales since last report, U.S. dollars per 100 pounds.

Current Volume
 Fresh Cuts 1,135,803 pounds
 Frozen Cuts 228,084 pounds

Items with no entries indicate non-reportable trades.

FRESH CHOICE & PRIME CUTS

IMPS	Sub-Primal	# Of Trades	Total Pound	Weighted Average	Change from Prior Days
200A	Carcass, 3-way, 55/65	3	832	\$379.94	
203	Bracelet	3	100	\$567.88	
204	Rack, 8-Rib, light	5	905	\$909.92	0.00
204	Rack, 8-Rib, medium	102	22,289	\$861.88	-14.90
204	Rack, 8-Rib, heavy	4	506	\$971.57	-24.94
204A	Rack, chined	34	7,791	\$1,061.28	30.16
204B	Rack, roast-ready	19	4,723	\$1,262.19	10.98
204C	Rack, roast-ready, frenched	120	19,150	\$1,636.16	5.58
204D	Rack, roast-ready, special	13	1,457	\$2,139.11	88.91
206	Shoulders	77	63,307	\$265.30	-10.67
207	Shoulders, square-cut	205	91,982	\$275.54	2.48
208	Shoulders, square-cut, bnls	46	15,392	\$534.14	6.61
209	Breast	117	31,222	\$215.16	-2.60
209A	Ribs, Breast bones off	33	4,948	\$545.20	4.33
210	Foreshank	174	13,407	\$420.29	-0.97
230	Hindsaddle	4	177	\$392.51	7.86
231	Loins	20	2,160	\$400.00	-3.81
232	Loins, trimmed 4x4	88	11,673	\$528.80	-10.10
232	Loins, trimmed 2x2	22	2,801	\$735.30	11.72
232	Loins, trimmed 1x1	56	7,712	\$789.29	-5.98
232	Loins, trimmed 0x0	28	5,327	\$772.48	4.76
232A	Loins, short-cut, 1x1	14	1,592	\$581.21	-2.03
232C	Loin, boneless, tied	7	474	\$1,591.97	-62.08
232E	Flank, untrimmed	30	9,528	\$141.56	-8.90
233	Legs	74	11,796	\$355.68	-5.24
233A	Leg, trotter-off	159	37,398	\$373.93	13.52
233C	Leg, trotter-off, partial bnl	19	2,680	\$519.27	2.14
233E	Leg, steamship	14	2,446	\$512.33	0.85
233F	Hindshank	57	13,081	\$430.89	5.88
234	Leg, Boneless, Tied	147	63,052	\$516.52	3.30
234A	Leg, shank off, bnls	35	6,285	\$647.07	1.20
234E	Leg, inside, boneless	67	5,884	\$842.47	-4.87
234G	Sirloin, boneless	28	1,726	\$827.30	4.95
236	Back, trimmed	8	162	\$703.27	-1.92
238	Trimnings	20	1,126	\$511.60	57.14
239	Special trimnings	18	670	\$563.78	-11.25
295	Lamb for stewing	68	12,493	\$607.18	-13.77
296	Ground lamb	89	18,492	\$573.12	-0.05
Necks		47	8,980	\$198.47	-0.69

FROZEN CHOICE & PRIME CUTS

IMPS	Sub-Primal	# Of Trades	Total Pound	Weighted Average	Change from Prior Days
204C	Rack, roast-ready, frenched	4	1,264	\$1,378.14	
207	Shoulders, square-cut	7	5,048	\$230.13	-1.08
209A	Ribs, Breast bones off	3	89	\$496.00	-24.77
210	Foreshank	36	7,288	\$384.71	-4.67
232	Loins, trimmed 4x4	6	4,212	\$305.54	37.23
232	Loins, trimmed 1x1	6	6,456	\$478.94	-2.82
232E	Flank, untrimmed	13	16,089	\$107.79	-3.94
233A	Leg, trotter-off	3	3,388	\$293.03	-0.77
233F	Hindshank	5	234	\$467.58	0.00
234	Leg, Boneless, Tied	18	24,625	\$525.32	-1.55
234E	Leg, inside, boneless	17	885	\$948.20	-0.69
246	Tenderloin	4	41	\$1,132.32	-203.27
295	Lamb for stewing	24	7,218	\$729.99	13.91
296	Ground lamb	74	17,147	\$532.89	-15.01
Necks		11	7,148	\$148.64	-1.47

NATIONAL RETAIL SUMMARY

NATIONAL SUMMARY						
	THIS WEEK		LAST WEEK		LAST YEAR	
Outlets	29,200		29,200		29,200	
Feature Rate (1/)	10.8%		7.9%		10.2%	
Special Rate (2/)	0.0%		0.0%		0.1%	
Activity Index (3/)	6,900		3,910		4,360	
	Stores	Wtd Avg	Stores	Wtd Avg	Stores	Wtd Avg
LAMB						
LB Shoulder Roast			30	6.99	10	3.99
LB Shldr Blade Chops	730	6.48	820	5.62	800	5.18
LB Shldr Rnd Bone Chop	310	6.81	300	5.85	140	5.90
LB Breast	150	3.99				
LB Rack	270	14.99	120	14.99	170	9.99
LB Ribs						
LB Rib Chops	270	14.99			10	12.99
LB Whole Loin						
LB Loin Chops	1,390	6.97	890	10.51	800	7.90
LB Bone-in Leg	40	3.99			110	4.99
LB Boneless Leg	270	6.72			570	7.74
LB Semi-Bnls Leg					10	4.99
LB Butterflied, Bnls Leg	70	8.99				
LB Leg, Shank/Butt			110	4.49	220	7.99
LB Leg Steaks						
LB Top Round Roast						
LB Top Round Steak						
LB Ground Lamb	640	6.68	280	7.86	40	7.40
LB Shank	210	6.01	40	3.99	120	5.09
LB Stew Meat-Lamb	490	6.58	10	4.99	190	8.76
LB Stew Meat-Mutton	120	3.99	40	3.49	240	3.91

USDA ESTIMATED NATIONAL LAMB CARCASS CUTOUT

Based on 5-Day Rolling weighted average FOB plant prices collected under Mandatory Price Reporting and industry yields.

CUTS	FOB PRICE	CHANGE	%CARCASS	LBS
204 RACK, 8-RIB MEDIUM	861.88	-14.90	11.50%	8.17
209 BREAST **	215.58	0.11	7.64%	5.42
207 SHOULDERS, SQ-CUT	275.54	2.48	24.00%	17.04
210 FORESHANK	420.29	-0.97	3.45%	2.45
NECK **	176.39	-1.24	2.33%	1.65
HINDSADDLE				
232 LOINS, TRIMMED 4X4	528.80	-10.10	11.07%	7.86
232E FLANK UNTRIMMED **	120.35	-3.30	3.20%	2.27
233A LEG, TROTTER OFF	373.93	13.52	31.28%	22.21

GROSS CARCASS VALUE: 379.68 1.83 94.47% 67.07
 FORESADDLE VALUE 409.50 -2.40 48.92% 34.73
 HINDSADDLE VALUE 393.75 6.60 45.55% 32.34
 Carcass value less process/packaging per cwt cost of \$48.45
 NET CARCASS VALUE 331.23 1.83
 * Shrink and trim of 3.93 lb's not reflected in cutout value
 * Based on Actual Federally Inspected Slaughter Carcass Weight of 71.00 lbs. for W/E 03/02/2019, 2.00 lbs heavier than last week.
 **Includes Fresh and Frozen Product

ACTUAL SLAUGHTER UNDER FEDERAL INSPECTION**

For W/E 03/02/2019

Monday 7,611
 Tuesday 7,935
 Wednesday 6,816
 Thursday 6,834
 Friday 6,997
 Saturday 951

Total 37,144

%Lambs & yearlings 95.2
 %Mature sheep 4.8

RED MEAT PRODUCTION

(Estimated, except *Actual*)

Production Mil. lbs.
 16-Mar-19 2.4
 09-Mar-19 2.5
 Change: -4.0%
 17-Mar-18 3.0
 Change: -20.0%
 2019 YTD 26.8
 2018 YTD 29.8
 Change: -10.1%
 02-Mar-19 2.6

Average Live Weights

16-Mar-19 139
 09-Mar-19 137
 17-Mar-18 144
 02-Mar-19 142

Dressed:

16-Mar-19 70
 09-Mar-19 69
 17-Mar-18 73
 02-Mar-19 71

Slaughter

16-Mar-19 35,000
 09-Mar-19 37,000
 Change: -5.4%
 17-Mar-18 41,000
 Change: -14.6%
 2019 YTD 391,000
 2018 YTD 406,000
 Change: -3.7%

US FEDERALLY INSPECTED SLAUGHTER BY REGION

Week Ending 03/02/2019

Standard :	Sheep		
Federal :	-----		
Regions :	Total	Mature	Lambs &
1/ :		Sheep	Yearlings

	1,000 head		
1	0.4	-	0.4
2	3.5	0.3	3.2
3	2.2	0.2	1.9
4	1.7	0.2	1.5
5	6.7	0.4	6.3
6	1.2	0.1	1.1
7	0.2	-	0.2
8	14.0	0.3	13.6
9	6.5	0.1	6.4
10	0.8	-	0.7
U.S. 2/	37.1	1.8	35.4

- Represents zero.

(D) Withheld to avoid disclosing individual operations.

1/ States included in regions are as follows 1- CT, ME, NH, VT, MA & RI;
2- NY & NJ; 3- DE-MD, PA, WV & VA; 4- AL, FL, GA, KY, MS, NC, SC & TN;
5- IL, IN, MI, MN, OH & WI; 6- AR, LA, NM, OK & TX; 7- IA, KS, MO & NE;
8- CO, MT, ND, SD, UT & WY; 9- AZ, CA, HI & NV; 10- AK, ID, OR & WA.

2/ Totals may not add due to rounding. A region may not be published due to confidentiality, but is included in totals.

CANADIAN FEDERALLY INSPECTED SLAUGHTER

	Current	Week Ago	Year Ago	YTD	YTD	%Change
	03/09/19	03/02/19	03/10/18	2019	2018	
Cattle:	62,248	59,425	54,914	567,027	515,576	10.0%
Calves:	3,562	3,673	3,991	35,572	36,838	-3.4%
Sheep:	3,039	3,607	3,903	31,595	30,594	3.3%
Hogs:	417,631	413,726	401,929	4,036,465	4,022,075	0.4%

Texas to Mexico Daily Livestock Exports

Fri Mar 15, 2019	Exports	Current	Current	Previous
	3/14/2019	Week-T-D	YTD	YTD
Slaughter Lambs	0	0	0	0
Slaughter Ewes	0	0	1,194	1,585
Breeding Males	0	0	0	0
Breeding Females	0	0	0	0
Total Sheep	0	0	1,194	1,585

US TO MEXICO WEEKLY LIVESTOCK EXPORT SUMMARY

Thu, Mar 14, 2019	Current	Previous	Current	Previous	PERCENT
	Week	Week	YTD	YTD*	CHANGE
	3/9/2019	3/2/2019			
Slaughter Lambs	0	0	0	0	
Slaughter Ewes	0	306	1,194	1,585	
Breeding Males	0	0	0	0	
Breeding Females	0	0	0	0	
Total Sheep	0	306	1,194	1,585	-24.67%

LAMB AND MUTTON IMPORTS

For Reporting Period: 03/03/2019 to 03/09/2019

Metric Tons Week Number 10

	Boneless	Carcasses	Cuts	Edible	Primals &	Weekly	2019
	Trimblings			Offals	Subprimals	Total	YTD Total
Lamb							
Australia			645	496		1,141	13,182
Canada							5
Chile							36
Iceland							18
Mexico							0
New Zealand	8	17	38	32	521	616	4,866
North Ireland							0
Spain							0
Uruguay							43
Total	8	17	683	32	1,016	1,757	18,150
	Boneless		Corned		Edible		2019
	Trimblings		(Species)		Offals		YTD Total
	Mutton				Subprimals	Weekly	
Australia		9	22	338	13	526	3,610
Chile							0
New Zealand							305
Total	3,915	9	22	338	13	144	526

NATIONAL WEEKLY LAMB CARCASS AND LAMB CUTS-IMPORTED

FOB cold storage; negotiated sales for delivery periods; fresh and frozen carlot volume; U.S. dollars per 100 pounds.

Items with no entries indicate non-reportable trades

WEEKLY VOLUME AUS = Australian NZ = New Zealand

Negotiated Sales:

Fresh Cuts = 1,020,501 Pounds

Frozen Cuts = 1,896,844 Pounds

NEGOTIATED SALES, FRESH

Sub-Primal	# of	Total	Weighted	Price Range	Average
	Trades	Pounds	Pounds		
AUS Rack, FR, Cap-off, 20-24 oz	8	2,789	1,170.00	1,275.00	1,221.24
AUS Rack, FR, Cap-off, 24-28 oz	22	11,044	1,185.00	1,275.00	1,223.97
AUS Rack, FR, Cap-off, 28 oz/up	20	15,263	1,195.00	1,280.00	1,223.69
AUS Shoulder, Square-cut	19	42,737	288.00	350.00	318.89
AUS Shortloin, 1-Rib, 0x0	23	93,725	418.00	619.00	524.28

NEGOTIATED SALES, FROZEN

Sub-Primal	# of	Total	Weighted	Price Range	Average
	Trades	Pounds	Pounds		
AUS Rack, FR, Cap-off, 20-24 oz	17	10,751	1134.00	1250.00	1,168.44
AUS Rack, FR, Cap-off, 24-28 oz	18	17,791	1145.00	1335.00	1,174.05
AUS Rack, FR, Cap-off, 28 oz/up	15	21,366	1071.00	1345.00	1,182.43
AUS Shoulder, Square-cut	21	66,197	235.00	302.00	279.41
AUS Shoulder, Square-cut, bnls	3	39,004	390.00	390.00	390
AUS Foreshank, LP	33	25,654	249.00	325.00	282.04
AUS Leg, Long	46	134,965	310.00	433.00	372.05
AUS Hindshank, LP	5	2,962	335.00	345.00	340.47
AUS Hindshank, VP	3	1,352	320.00	349.00	337.88
AUS Leg, bnls	9	8,170	395.00	415.00	403.76
NZ Rack, FR, Cap-off, 12 oz/dn	6	3,986	1125.00	1275.00	1,139.18
NZ Rack, FR, Cap-off, 12-16 oz	56	41,201	1135.00	1347.00	1,191.08
NZ Rack, FR, Cap-off, 16-20 oz	129	125,744	1079.00	1532.00	1,175.83
NZ Rack, FR, Cap-off, 20 oz/up	49	42,322	1112.00	1365.00	1,159.94

REGIONAL WEEKLY SUMMARIES

MOUNTAIN AREAS AND WESTERN UNITED STATES DIRECT SHEEP

(CO, WY, MT, NE, SD, ND, UT, NV, ID, WA, OR, AZ and CA)

Receipts: 0 Last Week: 0 Last Year: 425

Compared to a week ago: There were no confirmed trades reported this week. Feeder lambs sell FOB with an overnight stand or equivalent 3-4 percent shrink unless otherwise noted. The state identified is the state of origin. Prices quoted per cwt. Current delivery unless otherwise noted.

SOUTH CENTRAL DIRECT SHEEP

All sales FOB with 2-4 percent shrink. Prices quoted per hundredweight (cwt) unless otherwise specified.

Feeder Lambs: Trading at a standstill, demand light. Slaughter Lambs: TX: None.
Slaughter Ewes: TX: None. Replacement Ewes: TX: None.

NATIONAL WEEKLY SLAUGHTER SHEEP REVIEW

Comments: Compared to last week, negotiated purchases of slaughter lambs were generally 2.00-3.00 higher on comparable sales.

Negotiated Purchases:

This Week: 5300 Last Week: 4900 Last Year: 2200

Domestic Slaughter Lambs

Choice and Prime:

Live Purchases:	Weight Range	Price Range	Wtd Avg
Wooled and Shorn	130-180 lbs	126.00-155.00	141.45

Formula Purchases:

Formula purchase information for previously slaughtered lambs (carcass basis)

Weighted Average Weight: 82.60 lbs
Weighted Average Net Price: 268.61
Weighted Average Dressing Percent: 50.17

Comprehensive Information:

Includes all Negotiated & Formula transactions submitted this week (carcass basis)

Weighted Average Weight: 81.87 lbs
Weighted Average Net Price: 272.07
Weighted Average Dressing Percent: 50.27

Note: Each lot of live basis transactions is converted to carcass basis using the estimated dressing percentage packers report for that lot. For example, a live price of \$131.30 divided by a dressing percentage of 50.51% equals a \$259.95 carcass basis price. These converted prices are aggregated with existing carcass basis prices to determine the weighted average net price.

WEEKLY LAMB PELTS PRICE REPORT - FOB Major Production Points

Per Piece Price

Estimated Credit Returned to Producers per Piece Price for Week Ending: 3/15/2019
Pelt activity this week compared to last week: pelts remained steady.

Unshorn	Price Range	Shorn	Price Range
Supreme	0.50 - 4.00	Supreme	(1.50) - 2.25
Premium	(2.75) - 2.50	Premium	(2.50) - 0.75
Standard	(2.50) - 0.50	Standard	(2.50) - 0.00
Fair	(2.50) - 1.00	Fair	(2.50) - (1.00)
Mixed Class	(2.50) - 0.50	Mixed Class	(2.50) - (2.25)
Damaged/Puller	(2.50) - (1.25)	Damaged/Puller	(2.50) - (2.25)

Pelt Category	Square Footage	Discolored Fiber	Manure/Seed Free Length	Defects	Staple	Micron	Processing
Supreme	9-up	none	predominantly	1-3	22-26	minimal	
Premium	7-10	none-minimal	predominantly	1-3	22-26	minimal	
Standard	8-down	minimal	somewhat/heavy	1-3	22-up	minimal	
Fair	4-up	some	somewhat/heavy	NA	NA	yes	
Mixed Class		NA	some	somewhat/heavy	NA	yes	
Damaged/Puller	NA	some	somewhat/heavy	NA	NA	yes	

Livestock Mandatory Reporting on Negotiated, Formula and Contract trades Monday March 11, 2018 through Friday March 15, 2019 showed pelts consisting of 54.7% Unshorn and 45.3% Shorn.

NATIONAL WOOL REVIEW

Domestic wool trading on a clean basis was inactive this week. There were no confirmed trades reported. Prices reflect trades FOB warehouse in original bag or square pack, bellies out, some graded, and 76 mm or longer. No allowance made for coring, freight or handling fees at the warehouse level to reflect net grower prices (*) indicates new prices this week. (NA) represents microns not normally available in this region. Wools shorter than 75 mm typically discounted .10-.20 clean. Classed and skirted wools usually trade at a .10-.20 premium to original bag prices.

Micron	US Grades	Fleece States	Territory States	Texas and New Mexico
18	80s	None	None	None
19	70-80s	None	None	None
20	64-70s	None	None	None
21	64s	None	None	None
22	62s	None	None	None
23	60-62s	None	None	None
24	60s	None	None	None
25	58s	None	None	None
26	56-58s	None	None	None
27	54-56s	None	None	None
28	54s	None	None	NA
29	50-54s	None	None	NA
30-34	44-50s	None	None	NA

Domestic wool trading on a greasy basis was at a standstill this week. There were no confirmed trades reported. All trades reported on a weighted average.

Domestic wool tags are delivered to buyer and reported on a greasy basis:

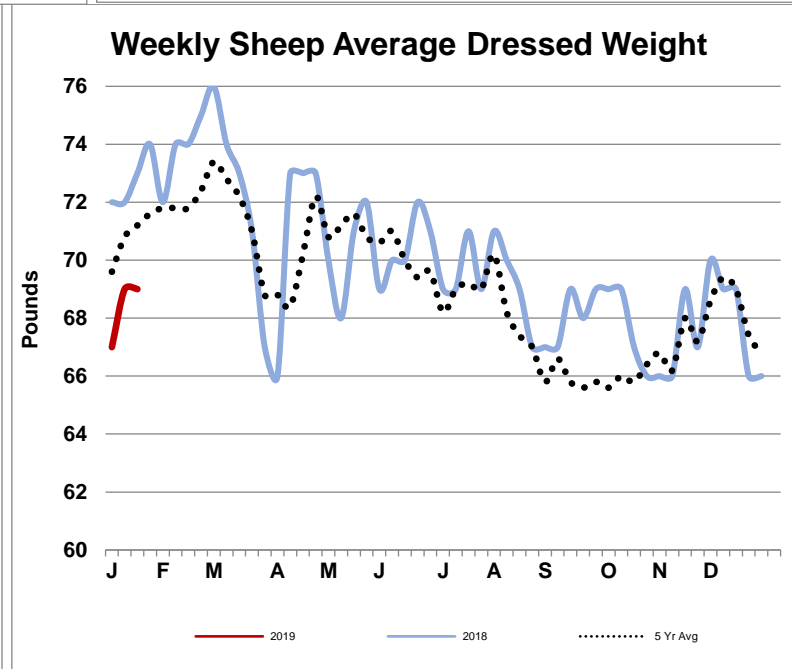
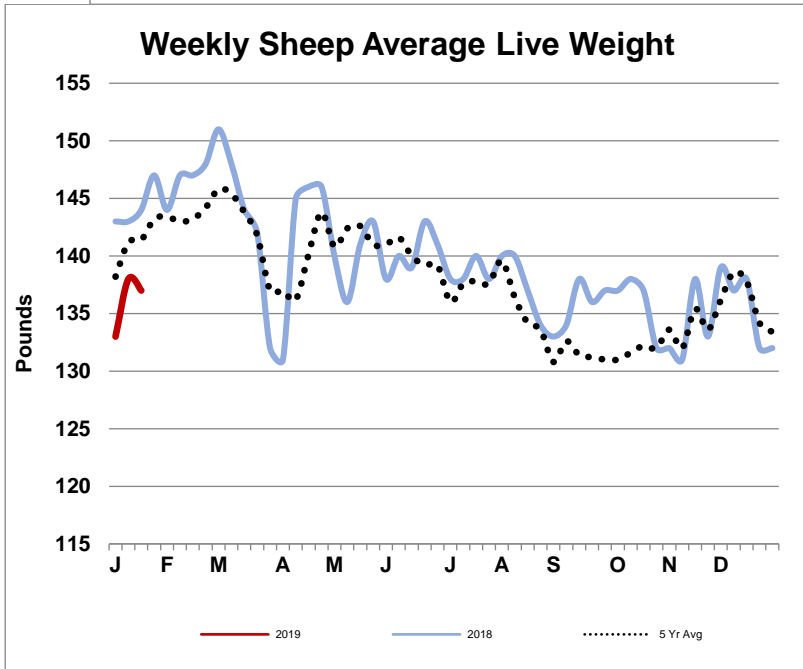
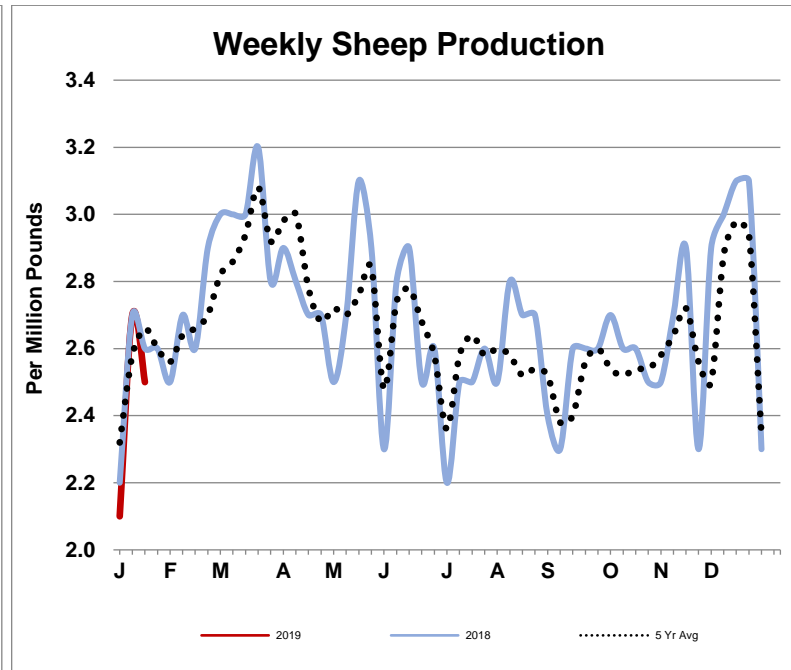
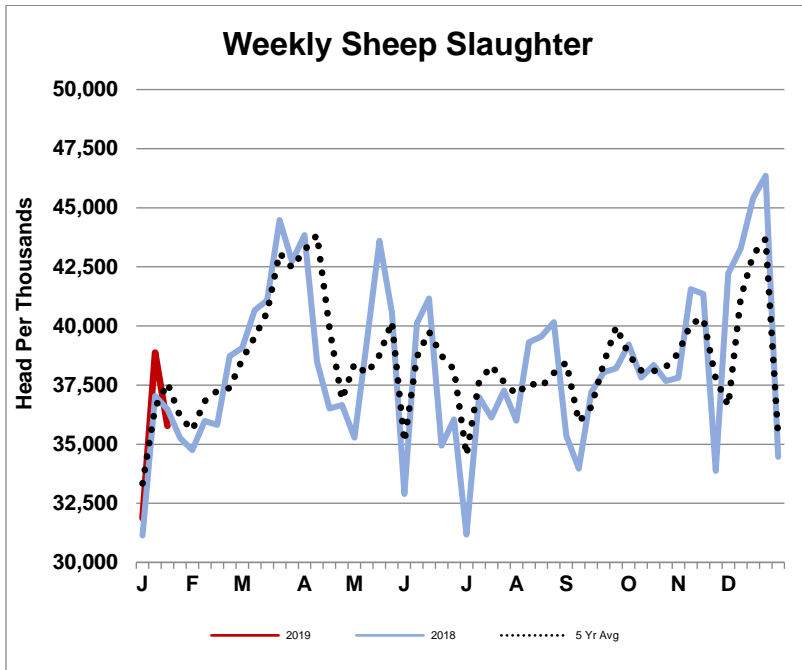
Number 1 tags	Number 2 tags	Number 3 tags
.60-.70	.50-.60	.40-.50

In Australia this week, the Eastern Market Indicator was down 29 at 1979 cents per Kg clean from the sale a week ago. A total of 40,785 bales were offered with sales of 87.5 percent. The Australian exchange rate was weaker by .0012 at .7060 percent of the U.S. dollar. Australian wool prices are quoted delivered Charleston, South Carolina. The current freight rate is .15 cents per pound clean. Schlumberger Dry formula is used for yield determination.

The 75-85 percent of Australia price range can be used as an estimated value of clean domestic prices FOB the warehouse and gross producer. These are estimated domestic values and may vary depending on current market conditions, yield, strength, length, colored fiber content, poly contamination, and other quality factors.

Micron	US Grade	Clean Del Price in U.S. Dollars	Change from Previous Sale	75-85 Percent of Australia
18	80s	7.91	-.15	5.93-6.72
19	70-80s	7.62	-.12	5.72-6.48
20	64-70s	7.52	-.10	5.64-6.39
21	64s	7.46	-.07	5.60-6.34
22	62s	7.47	-.04	5.60-6.35
23	60-62s	-----	-----	-----
24	60s	-----	-----	-----
25	58s	-----	-----	-----
26	56-58s	4.67	-.12	3.50-3.97
28	54s	3.80	-.08	2.85-3.23
30	50s	3.10	-.07	2.32-2.63
32	46-48s	2.05	-.02	1.54-1.74
Merino	Clippings	4.03	-.00	3.02-3.42

Eastern Market Indicator was down 29 at 1979 cents per kg clean. Australian exchange rate was weaker by .0012 at .7060 percent of the U.S. dollar.



Market News Sources



For additional information, contact these Livestock and Grain Market News locations

Des Moines, IA
William Worlie
515-284-4460

St. Joseph, MO
Jodie Pitcock
816-676-7000

Greeley, CO
970-353-9750

New Holland, PA
Levi Geyer
717-354-2391

San Angelo, TX
Rebecca Sauder
915-653-1778

Sioux Falls, SD
Justin Lumpkin
605-338-4061

[USDA AMS Livestock, Poultry & Grain Market News Portal](#)