

[National Feeder & Stocker Cattle Summary Current Report](#)

NATIONAL FEEDER & STOCKER CATTLE SUMMARY - Week Ending 03/15/19

Receipts: This Week: 257,100 Last Week: 304,300 Last Year: 311,300

Compared to last week, steers and heifers sold 1.00 to 5.00 lower in the North and South-Central regions, while the Southeast was quoted mostly steady. Grazing cattle out of the Southeast were the greatest in demand this week. Feedyards were tepid in taking on more cattle this week. More precipitation and/or blizzard-like conditions late this week bombarded a widespread area of the Plains. High winds from the Texas Panhandle to Western Nebraska brought treacherous conditions for truckers as some bull boxes decided to err on the side of caution and wait out the storm. This week's receipts were curtailed again this week due to either reduced or cancelled sales in Nebraska and the Dakotas as an intense storm ripped through Rockies and into the Central and Northern Plains. Low-lying areas that feed the MO River are inundated with moisture and the frozen ground underneath can't absorb any more precipitation. The Missouri River at Plattsmouth, NE hit a record high of 37.15 feet Thursday night, exceeding the previous record high set in 2011 of 36.73 feet. A "bomb cyclone" occurred when the barometric pressure fell at least 24 millibars in a 24-hour period. All this happening as the winter of 2018-2019 just continues to drag on. For those cow-calf producers that starting calving four to six weeks ago, this winter has been extremely taxing emotionally and physically. Physical demands of this winter left some ranchers working 24/7, only to hope and catch a nap here and there if they can get away to a warm cozy place. Cow-calf producers in Nebraska, Kansas, South Dakota and Missouri are poised to wean a calf crop that will fall way short of perfect this fall. Anecdotes of cattlemen losing 10-25 percent of their calf crop is commonplace this year, even for some of the cattlemen that normally have a 95+ percent at the end of calving season. With the abundance of moisture this winter, one would expect an excellent hay crop year; that is very much needed after the last two winters. In the middle of the country, grass typically starts turning green the middle March, however with the excessive...

[Live Cattle Settlements](#)

[Feeder Cattle Settlements](#)

Friday

CHICAGO MERCANTILE EXCHANGE LIVESTOCK FUTURES SETTLEMENT

Live Cattle			Feeder Cattle		
		Change			Change
Apr	129.10	1.70	Mar	141.32	0.22
Jun	121.92	1.57	Apr	146.92	2.27
Aug	117.72	1.27	May	148.45	2.10

[Corn Settlements](#)

[Soybean Settlements](#)

Friday

CHICAGO BOARD OF TRADE GRAIN FUTURES SETTLEMENT

Corn			Soybeans		
		Change			Change
Mar	3.7325	0.0300	Mar	9.0925	0.1075
May	3.8225	0.0275	May	9.2300	0.1075
Jly	3.8875	0.0250	Jly	9.2875	0.1050

[KC Wheat](#)

[Wheat](#)

KANSAS CITY BOARD OF TRADE			Change		
Mar	4.4300	0.0650			
May	4.5175	0.0675			
Jly	4.6325	0.0700			

[LM CT100](#)

Friday

5 AREA WKLY ACCUMULATED WTD AVG SLAUGHTER CATTLE PRICE

	Head Count	Avg Weight	Avg Price
Live Steer	26,454	1,411	126.98
Live Heifer	17,577	1,292	126.87
Dressed Steer	6,927	906	204.03
Dressed Heifer	2,462	832	204.02

[LM XB403](#)

Friday

DAILY ESTIMATED BOXED BEEF CUTOUT VALUES

Choice	Select	Choice Cuts	63	loads
600-900#	600-900#	Select Cuts	15	loads
226.99	217.34	Trimming	11	loads
(0.71)	(1.42)	Grinds	13	loads

[SJ LS710](#)

ESTD DAILY CATTLE SLAUGHTER

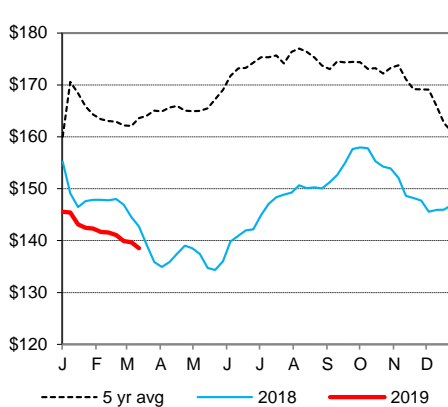
Fri/Sat	100,000	46,000
Week Ago (est)	112,000	25,000
Year Ago (act)	109,000	22,000
Wk to date (est)	547,000	593,000
Last Week (est)	578,000	603,000
Last Year (act)	579,000	601,000
Previous Day Estimated:	Steer and Heifer	78,000
	Cow and Bull	21,000

[LN LS142](#)

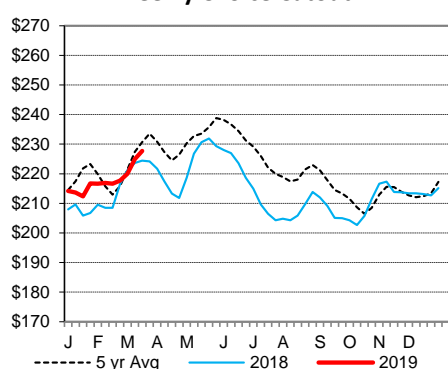
SLAUGHTER COW MARKET

New Holland Sales Stables		
Thursday	Pct Lean	Price
Breaking	70-80	60.00-65.50
Boning	80-85	56.00-61.50
Lean	85-90	48.00-55.00

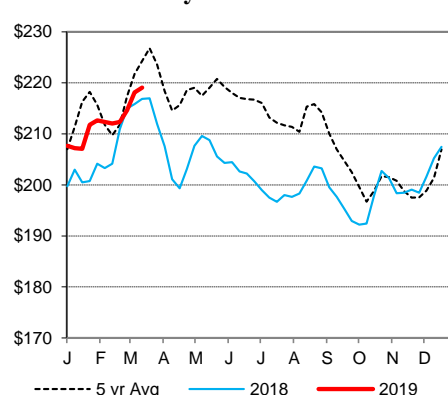
CME Feeder Cattle Index



Weekly Choice Cutout



Weekly Select Cutout



Oklahoma City 400-500 lb Steer Price

