

Daily Direct Steer and Heifer Slaughter Cattle Summary

For Trade on:

Thursday, March 14, 2019

LM CT100	5-AREA	LM CT109
Neg. Cash Volume:	6,745	Dressed Formula Vol: 32,618
Live Steer Avg:	\$126.96	Steer/Heifer Avg: \$205.82
Live Heifer Avg:	\$126.26	Dressed Neg. Grid Vol: 1,361
Dressed Steer Avg:	\$203.53	Steer/Heifer Avg: \$203.60
Dressed Heifer Avg:	\$203.29	TOTAL VOLUME: 40,724
LM CT106	TOTAL WK TO DATE VOLUME:	236,404
Committed:	65,884	Delivered: 55,405

LM CT118	TX-OK-NM	LM CT109
Neg. Cash Volume:	0	Dressed Formula Vol: 12,099
Live Steer Avg:	N/A	Steer/Heifer Avg: \$203.64
Live Heifer Avg:	N/A	Dressed Neg. Grid Vol: 0
Dressed Steer Avg:	N/A	Steer/Heifer Avg: N/A
Dressed Heifer Avg:	N/A	TOTAL VOLUME: 12,099
LM CT106	TOTAL WK TO DATE VOLUME:	61,034
Committed:	25,364	Delivered: 19,886

LM CT121	KANSAS	LM CT109
Neg. Cash Volume:	945	Dressed Formula Vol: 8,600
Live Steer Avg:	\$127.00	Steer/Heifer Avg: \$204.56
Live Heifer Avg:	N/A	Dressed Neg. Grid Vol: 0
Dressed Steer Avg:	N/A	Steer/Heifer Avg: N/A
Dressed Heifer Avg:	N/A	TOTAL VOLUME: 9,545
LM CT106	TOTAL WK TO DATE VOLUME:	79,352
Committed:	12,878	Delivered: 13,162

LM CT124	NEBRASKA	LM CT109
Neg. Cash Volume:	2,025	Dressed Formula Vol: 5,744
Live Steer Avg:	\$126.71	Steer/Heifer Avg: \$208.91
Live Heifer Avg:	N/A	Dressed Neg. Grid Vol: 832
Dressed Steer Avg:	\$203.66	Steer/Heifer Avg: \$202.06
Dressed Heifer Avg:	\$204.00	TOTAL VOLUME: 8,601
LM CT106	TOTAL WK TO DATE VOLUME:	42,457
Committed:	9,961	Delivered: 8,121

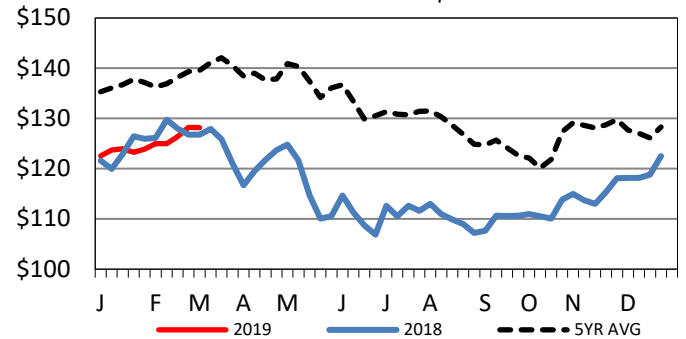
LM CT134	COLORADO	LM CT109
Neg. Cash Volume:	74	Dressed Formula Vol: 3,801
Live Steer Avg:	\$127.00	Steer/Heifer Avg: \$210.23
Live Heifer Avg:	N/A	Dressed Neg. Grid Vol: 0
Dressed Steer Avg:	N/A	Steer/Heifer Avg: N/A
Dressed Heifer Avg:	N/A	TOTAL VOLUME: 3,875
LM CT106	TOTAL WK TO DATE VOLUME:	20,870
Committed:	6,927	Delivered: 6,101

LM CT137	IA-MN	LM CT109
Neg. Cash Volume:	3,701	Dressed Formula Vol: 2,507
Live Steer Avg:	\$127.09	Steer/Heifer Avg: \$207.05
Live Heifer Avg:	\$126.83	Dressed Neg. Grid Vol: 566
Dressed Steer Avg:	\$203.30	Steer/Heifer Avg: \$206.06
Dressed Heifer Avg:	\$203.00	TOTAL VOLUME: 6,774
LM CT106	TOTAL WK TO DATE VOLUME:	33,204
Committed:	10,754	Delivered: 8,135

Negotiated cash trade light on light to moderate demand in Nebraska with a few live purchases generally steady with Wed. at 127.00. In the Western Cornbelt, trade light on light to moderate demand with dressed steady to 1.00 lower than Tuesday at 203.00-204.00 and the bulk of live purchases 1.00 lower at 126.00-128.00. Trade mostly inactive on light demand in all other feeding regions. The latest established market in the Southern Plains was Wed. with live purchases at 127.00. In Nebraska on Wed, live purchases 126.00-127.00, bulk 127.00 with the latest established dressed market last week at 205.00. In Colorado, live purchases 127.00.

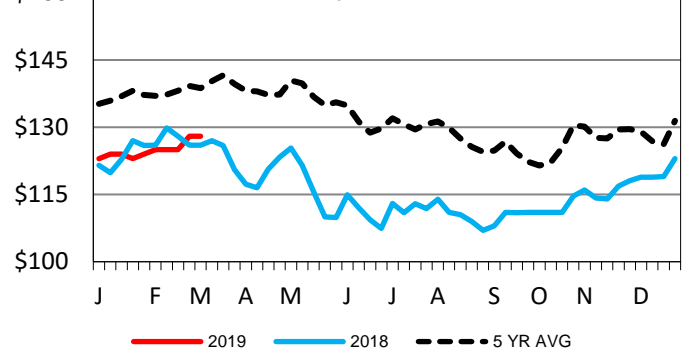
5-Area Live Steer Weighted Average

Last Week's Price = \$128.15



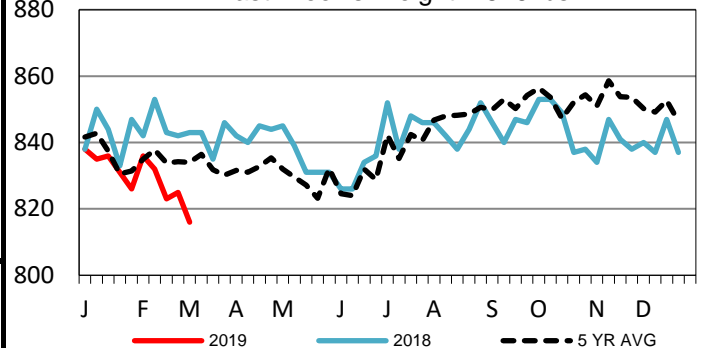
TX-OK-NM Wkly Live Steer Wtd Avg

Last week's price = \$128.00



TX-OK-NM Formula Carcass Weights

Last Week's Weight = 816 lbs



USDA Livestock, Poultry and Grain Market News

St. Joseph, Missouri

Phone: 816-676-7000

stjoe.lpgmn@ams.usda.gov