

DAILY DIRECT HOGS PLANT DELIVERED as of 1:30 PM

Negotiated Barrow and Gilt:	Carcass Base Price	Live Price
<u>NATIONAL - LM_HG203:</u>		
Range:	\$45.00 - \$56.25	\$30.50 - \$42.50
Weighted Average:	\$54.20	\$39.74
Change from Prior Day:	2.67 higher	0.32 lower
Receipts:	8,215	1,560

<u>IOWA/MINNESOTA - LM_HG206:</u>		
Range:	\$45.00 - \$56.25	\$39.00 - \$42.50
Weighted Average:	\$55.61	\$40.69
Change from Prior Day:	2.58 higher	no comparison
Receipts:	5,275	608

<u>WESTERN CORNBELT - LM_HG212:</u>		
Range:	\$45.00 - \$56.25	\$39.00 - \$42.50
Weighted Average:	\$55.57	\$40.84
Change from Prior Day:	2.54 higher	no comparison
Receipts:	5,470	818

<u>EASTERN CORNBELT - LM_HG210:</u>		
Range:	N/A - N/A	\$36.60 - \$42.00
Weighted Average:	N/A	\$40.24
Change from Prior Day:	N/A	0.21 lower
Receipts:	2,745	611

NATIONAL DAILY PORK REPORT FOB PLANT- LM_PK602:

Carcass Cutout Values		Change:	
Primal Loin	68.89	0.09	
Primal Butt	64.72	0.25	
Primal Picnic	70.31	0.94	
Primal Rib	36.14	(-0.96)	
Primal Ham	114.54	0.67	
Primal Belly	53.46	(-1.83)	
Total Loads	126.87	2.70	
Pork Cuts	247.06		
Trim/Process Pork	205.46 Lds		
	41.6 Lds		

Weekly USDA By-Product Drop Value (Hog): 3.30 (-0.02)

DAILY EST. HOG SLAUGHTER UNDER FIS - SJ_LS710

Today (est)	439,000	Saturday:	162,000
Week Ago (est)	474,000		172,000
Year Ago (act)	450,000		120,000
Week to Date (est)	2,290,000		2,452,000
Same Period Last Week (est)	2,363,000		2,535,000
Same Period Last Year (act)	2,298,000		2,418,000

CME Lean Hog Close	High	Low	Settle	Change
APR	68.80	65.43	68.80	3.00
MAY	77.90	75.00	77.90	3.00
JUN	86.53	83.45	86.53	3.00
JLY	89.38	86.28	89.38	3.00

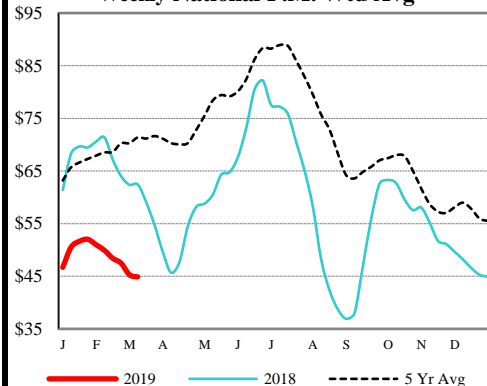
CME Lean Hog Delayed Futures

US Direct Delivered Feeder Pig Summary for Weekending 15-Mar-19

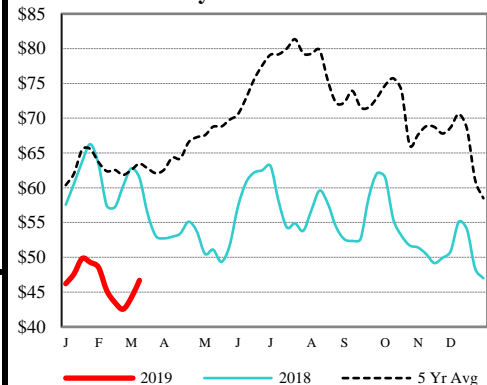
Formula, Cash, & Composite Wtd Avg Prices

		Formula	Cash	Composite
SEW	10-12 lb Basis	41.33	45.18	41.82
Feeder Pigs	40 lb Basis		70.05	70.05

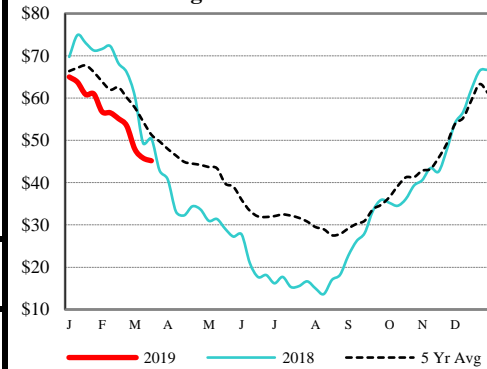
Weekly National P.M. Wtd Avg



Weekly Ham Primal Value



SEW Pigs - 10# Basis - Delivered



Pork Production

