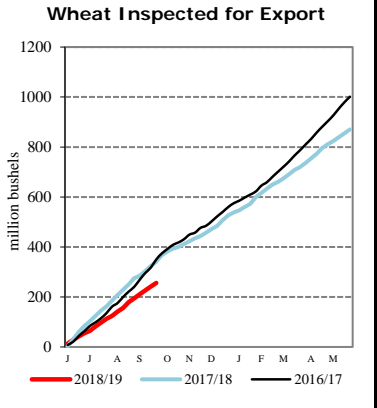
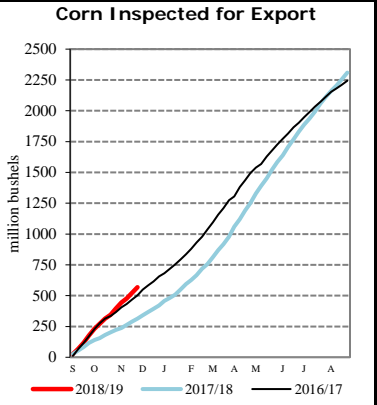


EXPORT	PRICE (\$/bu)	CHANGE (¢/bu)	BASIS (¢)	CHANGE
<u>Atlantic - JO_GR850</u>				
Soybeans	9.0925	+10.75	Opt K	UNCH
SRW	NQ	NQ	NQ	NQ
<u>Chicago - GX_GR110</u>				
Corn	3.2825 - 3.5325	+3.00 to +6.00	-45.00 K to -20.00 K	UNCH to +3.00
Soybeans	8.6325 - 8.6525	+10.75	-46.00 K to -44.00 K	UNCH
SRW	4.4525 - 4.5725	+9.50	-17.00 K to -5.00 K	UNCH
<u>Gulf - JO_GR112</u>				
Corn	4.2025 - 4.2925	+3.00	+47.00 K to +56.00 K	UNCH
Soybeans	9.3025 - 9.5325	+10.75	+21.00 K to +44.00 K	UNCH
SRW	5.4925 - 5.5525	+9.50	+87.00 K to +93.00 K	UNCH
12 HRW	5.5500 - 5.7300	+6.50	+112.00 K to +130.00 K	UNCH
<u>PNW - JO_GR110</u>				
SWW	5.90 - 6.30	UNCH	+127.75 K to +167.75 K	-9.50
Ord HRW	5.72 - 6.12	+6.00	+129.00 K to +169.00 K	UNCH
<u>Toledo - GX_GR111</u>				
Corn	3.6525	+3.00	-8.00 K	UNCH
Soybeans	8.6725	+10.75	-42.00 K	UNCH
SRW	4.5225	+9.50	-10.00 K	UNCH

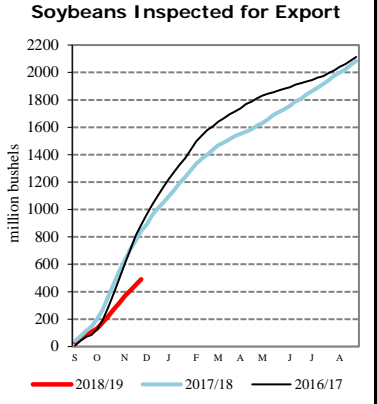
All prices are reported in dollars/bushel, except soybean and corn oil is in cents/lb. and soybean meal is in dollars/ton.



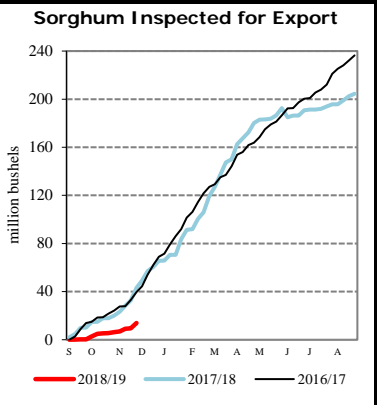
TERMINAL	PRICE (\$/bu)	CHANGE (¢/bu)	BASIS (¢)	CHANGE
<u>Kansas City - SJ_GR112</u>				
Corn	3.63 - 3.76	+8.00 to +6.00	-10.00 K to +3.00 K	+5.00 to +3.00
Soybeans	8.56 - 8.82	+10.00	-53.00 K to -27.00 K	UNCH
Ord HRW	4.28 - 4.73	+6.00	-15.00 K to +30.00 K	UNCH
<u>Minneapolis - MS_GR110</u>				
14 DNS/NS Del Chicag	7.3475 - 7.5475	+32.25 to +2.25	+180.00 K to +200.00 K	+30.00 to UNCH
Oats	3.0700 - 3.4700	+4.00	+30.00 K to +70.00 K	UNCH
<u>Omaha - WH_GR110</u>				
Corn	3.63 - 3.68	+3.00	-10.25 K to -5.25 K	UNCH
Soybeans	8.39 - 8.44	+10.00	-70.25 K to -65.25 K	-0.75
<u>Portland - JO_GR111</u>				
11.5 HRW	6.18 - 6.33	+6.00	+175.00 K to +190.00 K	UNCH
14 DNS	6.65 - 6.80	+2.00	+110.00 K to +125.00 K	UNCH



RIVER	PRICE (\$/bu)	CHANGE (¢/bu)	BASIS (¢)	CHANGE
<u>So. Iowa, Mississippi River - MS_GR114</u>				
Corn	3.3725 - 3.4525	+3.00 to UNCH	-36.00 K to -28.00 K	UNCH to -3.00
Soybeans	8.4925 - 8.6825	+10.75 to +14.75	-60.00 K to -41.00 K	UNCH to +4.00
<u>St. Louis, Mississippi River - JC_GR110</u>				
Corn	3.8000	+3.00	+6.75 K	UNCH
Soybeans	9.0100 - 9.0300	+13.00 to +14.00	-8.25 K to -6.25 K	+2.25 to +3.25
SRW	4.9000 - 4.9100	+9.00 to +10.00	+27.75 K to +28.75 K	-0.50 to +0.50
<u>Memphis, Mississippi River - LR_GR110</u>				
Corn	3.7925 - 3.8825	+3.00	+6.00 K to +15.00 K	UNCH
Soybeans	8.9725 - 9.0925	+10.75 to +15.75	-12.00 K to Opt K	UNCH to +5.00
SRW	NQ	NQ	NQ	NQ
<u>Cincinnati, Ohio River - GX_GR114</u>				
Corn	3.5525 - 3.6225	+4.00 to +3.00	-18.00 K to -11.00 K	+1.00 to UNCH
Soybeans	8.7625 - 8.8325	+15.75 to +17.75	-33.00 K to -26.00 K	+5.00 to +7.00
SRW	4.5225	+9.50	-10.00 K	UNCH
<u>Mt. Vernon, Indiana, Ohio River - GX_GR114</u>				
Corn	3.6425 - 3.6725	+11.00 to +3.00	-9.00 K to -6.00 K	+8.00 to UNCH
Soybeans	8.8025 - 8.9125	+10.75	-29.00 K to -18.00 K	UNCH
SRW	4.6725	+9.50	+5.00 K	UNCH
<u>No. Peoria, Illinois River - GX_GR112</u>				
Corn	3.5225 - 3.5725	+3.00	-21.00 K to -16.00 K	UNCH
Soybeans	8.7025 - 8.7525	+15.75 to +12.75	-39.00 K to -34.00 K	+5.00 to +2.00



PROCESSOR	PRICE	CHANGE	BASIS	CHANGE
Central IL				
<u>Corn</u>	3.5125 - 3.6725	+6.00 to +3.00	-22.00 K to -6.00 K	+3.00 to UNCH
<u>Soybeans</u>	8.7125 - 8.8225	+10.75	-38.00 K to -27.00 K	UNCH
Crude SB Oil	28.43 - 28.93	-0.14	-100.00 K to -50.00 K	UNCH
48 SB Meal	305.80 - 311.80	-1.10 to +0.90	-5.00 K to +1.00 K	-6.00 to -4.00
Crude Corn Oil - Rail	26.30 - 27.50	+0.65 to +1.85	N/A	N/A



FUTURES		PRICE	CHANGE	PRICE	CHANGE
CME Group	Corn	H Mar 19	0.0000 -361.50	K May 19	3.7325 +3.00
	Soybeans	H Mar 19	0.0000 -889.50	K May 19	9.0925 +10.75
	Wheat (SRW)	H Mar 19	0.0000 -448.25	K May 19	4.6225 +9.50
	Oats	H Mar 19	0.0000 -260.00	K May 19	2.7700 +3.50
MGEX	HRS Wheat (DNS)	H Mar 19	0.0000 -547.25	K May 19	5.5475 +2.25
KCBOT	HRW Wheat	H Mar 19	0.0000 -429.75	K May 19	4.4300 +6.50

USDA Livestock, Poultry & Grain Market News
 210 Walnut Street, Room 767
 Des Moines, Iowa 50309
 Phone: 515-284-4460
 Email: Desm.LPGMN@ams.usda.gov
www.ams.usda.gov/LPSMarketNewsPage