

[LM XB403](#)

DAILY ESTIMATED CUTOUT VALUES

	<u>Choice</u>	<u>Select</u>	Choice/Select Spread
	<u>600-900#</u>	<u>600-900#</u>	
Cutout Values	226.99	217.34	9.65
Change from Prior Day	(0.71)	(1.42)	
Primal Rib	375.00	334.59	
Primal Chuck	180.11	177.24	
Primal Round	178.37	185.17	
Primal Loin	307.77	281.24	
Primal Brisket	197.27	197.56	
Primal Short Plate	166.14	166.14	
Primal Flank	122.08	119.40	

Load Count:	
Total	103
Choice	63
Select	15
Trimming	11
Grinds	13

Fresh 50% Trimmings 11 Loads @ 83.09

[NW LS441](#)

USDA BY-PRODUCT DROP VALUE (STEER) - DAILY

9.06 Change: unchanged

[LM CT100](#)

5 AREA WEEKLY ACCUMULATED WEIGHTED AVG CATTLE PRICE

<i>As of 10:00 am</i>	<u>Head Count</u>	<u>Avg Weight</u>	<u>Avg Price</u>
Live Steer	26,454	1,411	126.98
Live Heifer	17,577	1,292	126.87
Dressed Steer	6,927	906	204.03
Dressed Heifer	2,462	832	204.02

[SJ LS710](#)

ESTIMATED DAILY CATTLE SLAUGHTER

		Saturday
Today (est)	100,000	46,000
Week Ago (est)	112,000	25,000
Year Ago (act)	109,000	22,000
Week to Date	547,000	593,000
Same Period Last Week	578,000	603,000
Same Period Last Year	579,000	601,000
Previous Day Estimated	Steer and Heifer 78,000	
	Cow and Bull 21,000	

[SJ LS712](#)

	3/16/2019	Last Week	Last Year
BEEF PRODUCTION	(Estimate)	(Estimate)	(Actual)
Slaughter	593,000	603,000	601,000
Live Weights	1351	1354	1362
Dressed Weights	810	813	819
Beef Production (millions of pounds)	479.5	489.1	490.7

[NW LS410](#)

USDA BEEF CARCASS PRICE EQUIVALENT INDEX VALUE

	<u>Choice</u>	<u>Select</u>	<u>Dressing percent:</u>	
	<u>600-900#</u>	<u>600-900#</u>	<u>Steer</u>	<u>Heifer</u>
Change	(0.49)	(0.84)	63.10	63.03

[LM XB405](#)

USDA NATIONAL CUTTER COW CARCASS CUTOUT

167.51 0.03 **90% lean:** 216.37

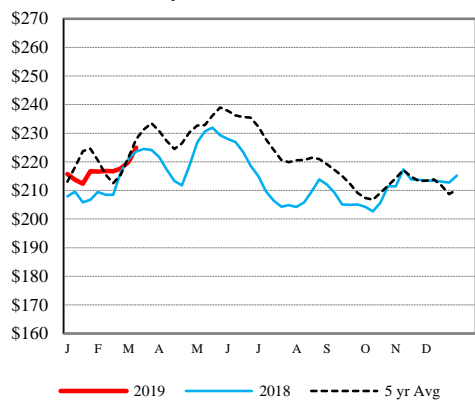
[CME LIVE CATTLE](#)

	<u>High</u>	<u>Low</u>	<u>Close</u>	<u>Change</u>
APR	129.25	127.05	129.10	1.70
JUN	122.00	120.05	121.93	1.57
AUG	117.80	116.15	117.73	1.27

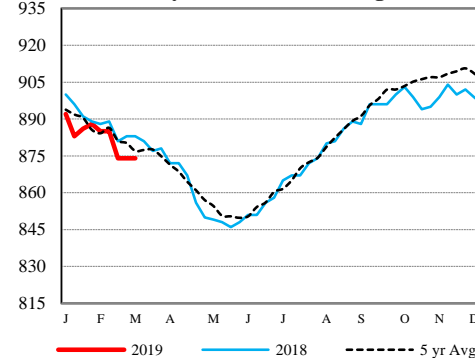
[CME FEEDER CATTLE](#)

	<u>High</u>	<u>Low</u>	<u>Close</u>	<u>Change</u>
MAR	142.13	140.38	141.33	0.22
APR	147.73	144.30	146.93	2.27
MAY	148.80	145.85	148.45	2.10

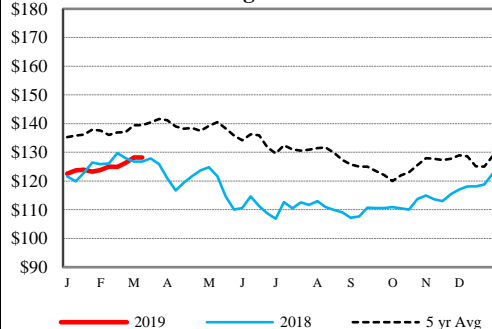
Weekly Choice Cutout



Weekly Steer Dressed Weights



5 Area Weekly Wtd Avg Steer Price



Weekly Ch/Se Spread

