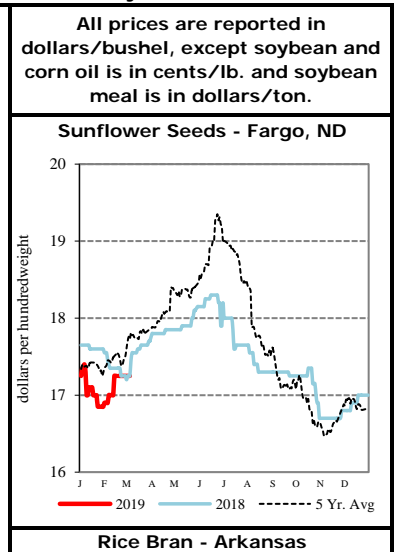
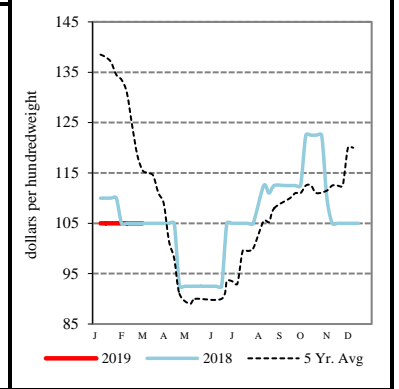


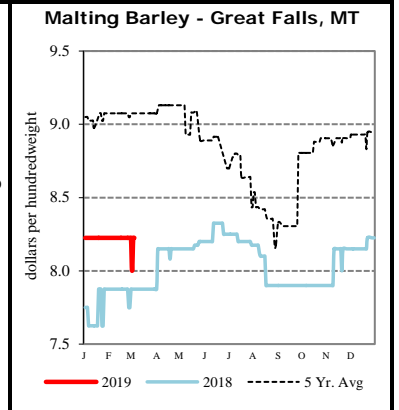
EXPORT	PRICE (\$/bu)	CHANGE (¢/bu)	BASIS (¢)	CHANGE
<u>Atlantic - JO_GR850</u>				
Soybeans	8.9850	+12.50	Opt K	+15.00
SRW	NQ	NQ	NQ	NQ
<u>Chicago - GX_GR110</u>				
Corn	3.2525 - 3.4725	+2.75 to +3.75	-45.00 K to -23.00 K	-1.00 to UNCH
Soybeans	8.5250 - 8.5450	-2.50	-46.00 K to -44.00 K	UNCH
SRW	4.3575 - 4.4775	+5.50	-17.00 K to -5.00 K	UNCH
<u>Gulf - JO_GR112</u>				
Corn	4.1725 - 4.2625	+3.75 to +6.75	+47.00 K to +56.00 K	UNCH to +3.00
Soybeans	9.1950 - 9.4250	+0.50 to -1.50	+21.00 K to +44.00 K	+3.00 to +1.00
SRW	5.3975 - 5.4575	+7.50 to +10.50	+87.00 K to +93.00 K	+2.00 to +5.00
12 HRW	5.4850 - 5.6650	-0.25	+112.00 K to +130.00 K	UNCH
<u>PNW - JO_GR110</u>				
SWW	5.90 - 6.30	UNCH	+137.25 K to +177.25 K	-5.50
Ord HRW	5.66 - 6.06	UNCH	+129.00 K to +169.00 K	UNCH
<u>Toledo - GX_GR111</u>				
Corn	3.6225	+3.75	-8.00 K	UNCH
Soybeans	8.5650	-2.50	-42.00 K	UNCH
SRW	4.4275	+5.50	-10.00 K	UNCH



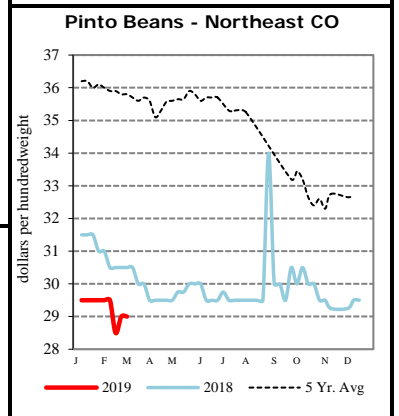
TERMINAL	PRICE (\$/bu)	CHANGE (¢/bu)	BASIS (¢)	CHANGE
<u>Kansas City - SJ_GR112</u>				
Corn	3.55 - 3.70	+3.00	-15.00 K to Opt K	UNCH
Soybeans	8.46 - 8.72	-2.00	-53.00 K to -27.00 K	UNCH
Ord HRW	4.22 - 4.67	UNCH	-15.00 K to +30.00 K	UNCH
<u>Minneapolis - MS_GR110</u>				
14 DNS/NS Del Chicag	7.0250 - 7.5250	+2.00	+150.00 K to +200.00 K	UNCH
Oats	3.0350 - 3.4350	+2.00 to +4.00	+30.00 K to +70.00 K	-2.00 to UNCH
<u>Omaha - WH_GR110</u>				
Corn	3.60 - 3.65	+3.00	-10.25 K to -5.25 K	-0.75
Soybeans	8.29 - 8.34	-2.00	-69.50 K to -64.50 K	+0.50
<u>Portland - JO_GR111</u>				
11.5 HRW	6.12 - 6.27	UNCH	+175.00 K to +190.00 K	UNCH
14 DNS	6.63 - 6.78	+2.00	+110.00 K to +125.00 K	UNCH



RIVER	PRICE (\$/bu)	CHANGE (¢/bu)	BASIS (¢)	CHANGE
<u>So. Iowa, Mississippi River - MS_GR114</u>				
Corn	3.3425 - 3.4525	+3.75	-36.00 K to -25.00 K	UNCH
Soybeans	8.3850 - 8.5350	+4.50 to -0.50	-60.00 K to -45.00 K	+7.00 to +2.00
<u>St. Louis, Mississippi River - JC_GR110</u>				
Corn	3.7700	+7.00	+6.75 K	+3.25
Soybeans	8.8800 - 8.8900	+8.00 to -1.00	-10.50 K to -9.50 K	No Comp
SRW	4.8100	+8.00 to +5.00	+28.25 K	+2.50 to -0.50
<u>Memphis, Mississippi River - LR_GR110</u>				
Corn	3.7625 - 3.8525	+3.75 to +6.75	+6.00 K to +15.00 K	UNCH to +3.00
Soybeans	8.8650 - 8.9350	-2.50	-12.00 K to -5.00 K	UNCH
SRW	NQ	NQ	NQ	NQ
<u>Cincinnati, Ohio River - GX_GR114</u>				
Corn	3.5125 - 3.5925	+5.75 to +9.75	-19.00 K to -11.00 K	+2.00 to +6.00
Soybeans	8.6050 - 8.6550	+1.50 to -2.50	-38.00 K to -33.00 K	+4.00 to UNCH
SRW	4.4275	+5.50	-10.00 K	UNCH
<u>Mt. Vernon, Indiana, Ohio River - GX_GR114</u>				
Corn	3.5325 - 3.6425	+5.75 to +9.75	-17.00 K to -6.00 K	+2.00 to +6.00
Soybeans	8.6950 - 8.8050	+1.50	-29.00 K to -18.00 K	+4.00
SRW	4.5775	+5.50	+5.00 K	UNCH
<u>No. Peoria, Illinois River - GX_GR112</u>				
Corn	3.4925 - 3.5425	+9.75 to +4.75	-21.00 K to -16.00 K	+6.00 to +1.00
Soybeans	8.5450 - 8.6250	+3.50 to -1.50	-44.00 K to -36.00 K	+6.00 to +1.00



PROCESSOR	PRICE	CHANGE	BASIS	CHANGE
Central IL				
<u>Corn</u>	3.4525 - 3.6425	+3.75	-25.00 K to -6.00 K	UNCH
<u>Soybeans</u>	8.6050 - 8.7150	-2.50	-38.00 K to -27.00 K	UNCH
Crude SB Oil	28.57 - 29.07	-0.36	-100.00 K to -50.00 K	UNCH
48 SB Meal	306.90 - 310.90	+7.20	+1.00 K to +5.00 K	+6.00
Crude Corn Oil - Rail	25.65	UNCH	N/A	N/A



FUTURES		PRICE	CHANGE	PRICE	CHANGE
CME Group	Corn	H Mar 19 3.6150	+4.25	K May 19 3.7025	+3.75
	Soybeans	H Mar 19 8.8950	+0.50	K May 19 8.9850	-2.50
	Wheat (SRW)	H Mar 19 4.4825	+8.00	K May 19 4.5275	+5.50
	Oats	H Mar 19 2.6000	UNCH	K May 19 2.7350	+4.25
MGEX	HRS Wheat (DNS)	H Mar 19 5.4725	UNCH	K May 19 5.5250	+2.00
KCBOT	HRW Wheat	H Mar 19 4.2975	UNCH	K May 19 4.3650	-0.25

USDA Livestock, Poultry & Grain Market News
 210 Walnut Street, Room 767
 Des Moines, Iowa 50309
 Phone: 515-284-4460
 Email: Desm.LPGMN@ams.usda.gov
www.ams.usda.gov/LPSMarketNewsPage