

[LM XB403](#)

DAILY ESTIMATED CUTOUT VALUES

	<u>Choice</u>	<u>Select</u>	Choice/Select Spread
	<u>600-900#</u>	<u>600-900#</u>	
Cutout Values	227.70	218.76	8.94
Change from Prior Day	(0.54)	(0.52)	
Primal Rib	372.64	330.93	
Primal Chuck	181.68	182.82	
Primal Round	182.55	183.34	
Primal Loin	305.18	284.57	
Primal Brisket	199.15	196.43	
Primal Short Plate	165.54	165.54	
Primal Flank	124.44	119.07	

Load Count:	
Total	118
Choice	74
Select	17
Trimming	9
Grinds	18

Fresh 50% Trimmings 9 Loads @ 79.15

[NW LS441](#)

USDA BY-PRODUCT DROP VALUE (STEER) - DAILY

9.06 Change: 0.01

[LM CT100](#)

5 AREA WEEKLY ACCUMULATED WEIGHTED AVG CATTLE PRICE

<i>As of 10:00 am</i>	<u>Head Count</u>	<u>Avg Weight</u>	<u>Avg Price</u>
Live Steer	23,972	1,408	126.98
Live Heifer	17,166	1,292	126.88
Dressed Steer	5,904	912	204.12
Dressed Heifer	2,128	835	204.14

[SJ LS710](#)

ESTIMATED DAILY CATTLE SLAUGHTER

Today (est)	99,000
Week Ago (est)	116,000
Year Ago (act)	119,000
Week to Date	447,000
Same Period Last Week	466,000
Same Period Last Year	470,000
Previous Day Estimated	Steer and Heifer 83,000 Cow and Bull 26,000

[SJ LS712](#)

BEEF PRODUCTION	3/9/2019	Last Week	Last Year
	(Estimate)	(Estimate)	(Actual)
Slaughter	603,000	603,000	599,000
Live Weights	1354	1358	1365
Dressed Weights	813	816	822
Beef Production (millions of pounds)	489.1	491.2	491.4

[NW LS410](#)

USDA BEEF CARCASS PRICE EQUIVALENT INDEX VALUE

	<u>Choice</u>	<u>Select</u>	<u>Dressing percent:</u>	
	<u>600-900#</u>	<u>600-900#</u>	<u>Steer</u>	<u>Heifer</u>
Change	204.88	195.78	63.19	63.13
	(0.51)	(0.50)		

[LM XB405](#)

USDA NATIONAL CUTTER COW CARCASS CUTOUT

167.48 (0.08) 90% lean: 216.31

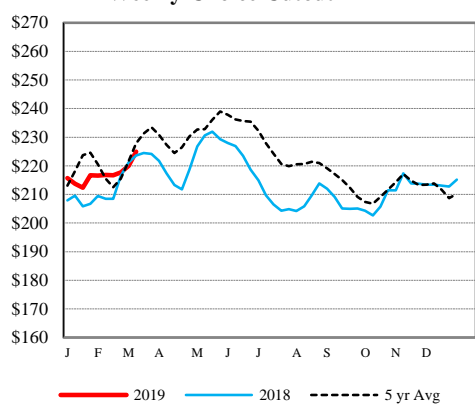
[CME LIVE CATTLE](#)

	<u>High</u>	<u>Low</u>	<u>Close</u>	<u>Change</u>
APR	127.88	126.95	127.40	0.72
JUN	120.60	119.43	120.35	1.02
AUG	116.65	115.70	116.45	0.82

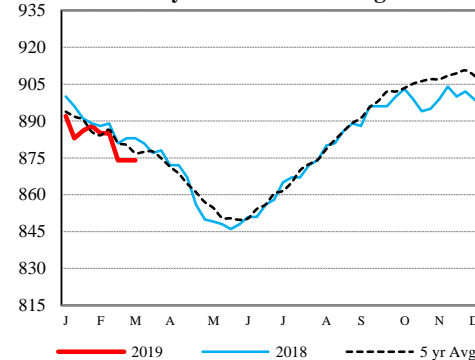
[CME FEEDER CATTLE](#)

	<u>High</u>	<u>Low</u>	<u>Close</u>	<u>Change</u>
MAR	141.63	140.63	141.10	(-0.45)
APR	145.40	143.75	144.65	0.52
MAY	146.93	145.98	146.35	0.27

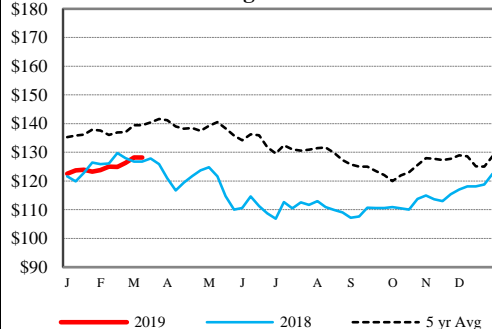
Weekly Choice Cutout



Weekly Steer Dressed Weights



5 Area Weekly Wtd Avg Steer Price



Weekly Ch/Se Spread

