

[LM XB403](#)

DAILY ESTIMATED CUTOUT VALUES

	<u>Choice</u>	<u>Select</u>	Choice/Select Spread
	<u>600-900#</u>	<u>600-900#</u>	
Cutout Values	219.39	212.35	7.04
Change from Prior Day	1.32	0.94	
Primal Rib	364.62	331.80	
Primal Chuck	173.24	169.92	
Primal Round	177.01	178.23	
Primal Loin	292.81	282.08	
Primal Brisket	190.22	185.91	
Primal Short Plate	160.38	160.38	
Primal Flank	117.87	114.90	

Load Count:	
Total	82
Choice	33
Select	12
Trimming	8
Grinds	28

Fresh 50% Trimmings 8 Loads @ 70.85

[NW LS441](#)

USDA BY-PRODUCT DROP VALUE (STEER) - DAILY

8.99 Change: -0.09

[LM CT100](#)

5 AREA WEEKLY ACCUMULATED WEIGHTED AVG CATTLE PRICE

<i>As of 10:00 am</i>	<u>Head Count</u>	<u>Avg Weight</u>	<u>Avg Price</u>
Live Steer	861	1,501	124.98
Live Heifer	222	1,278	125.00
Dressed Steer	248	925	201.00
Dressed Heifer	0		

[SJ LS710](#)

ESTIMATED DAILY CATTLE SLAUGHTER

		Saturday
Today (est)	114,000	27,000
Week Ago (est)	111,000	26,000
Year Ago (act)	108,000	23,000
Week to Date	550,000	577,000
Same Period Last Week	570,000	596,000
Same Period Last Year	552,000	575,000
Previous Day Estimated	Steer and Heifer 90,000 Cow and Bull 24,000	

[SJ LS712](#)

BEEF PRODUCTION	2/23/2019	Last Week	Last Year
	(Estimate)	(Estimate)	(Actual)
Slaughter	577,000	596,000	575,000
Live Weights	1368	1373	1366
Dressed Weights	822	824	823
Beef Production (millions of pounds)	474.6	492.2	471.9

[NW LS410](#)

USDA BEEF CARCASS PRICE EQUIVALENT INDEX VALUE

	<u>Choice</u>	<u>Select</u>	<u>Dressing percent:</u>	
	<u>600-900#</u>	<u>600-900#</u>	<u>Steer</u>	<u>Heifer</u>
	198.50	191.04	63.17	63.16
Change	0.71	0.53		

[LM XB405](#)

USDA NATIONAL CUTTER COW CARCASS CUTOUT

165.00 0.65 90% lean: 212.45

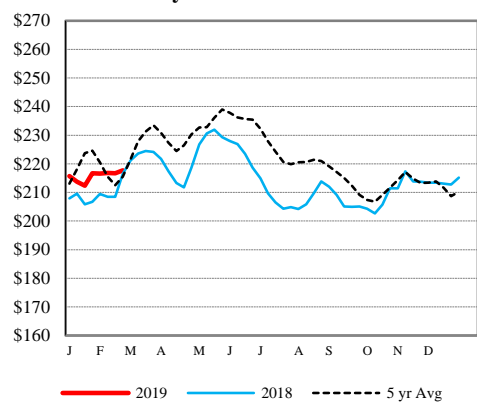
[CME LIVE CATTLE](#)

	<u>High</u>	<u>Low</u>	<u>Close</u>	<u>Change</u>
FEB	128.75	127.68	128.68	1.05
APR	129.13	128.20	128.88	0.27
JUN	119.50	118.83	119.48	0.22

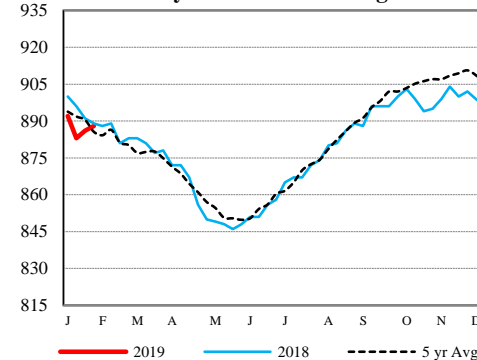
[CME FEEDER CATTLE](#)

	<u>High</u>	<u>Low</u>	<u>Close</u>	<u>Change</u>
MAR	143.45	142.70	142.90	(-0.32)
APR	146.00	145.13	145.30	(-0.22)
MAY	147.30	146.45	146.85	(-0.02)

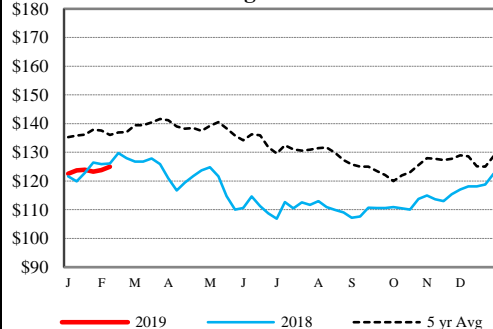
Weekly Choice Cutout



Weekly Steer Dressed Weights



5 Area Weekly Wtd Avg Steer Price



Weekly Ch/Se Spread

