

Daily Direct Steer and Heifer Slaughter Cattle Summary

For Trade on:

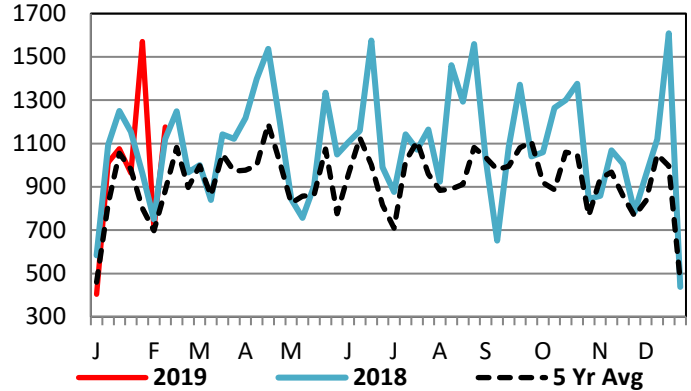
Tuesday, February 19, 2019

LM CT100	5-AREA	LM CT109	
Neg. Cash Volume:	420	Dressed Formula Vol:	46,136
Live Steer Avg:	N/A	Steer/Heifer Avg:	\$200.06
Live Heifer Avg:	N/A	Dressed Neg. Grid Vol:	4,133
Dressed Steer Avg:	N/A	Steer/Heifer Avg:	\$200.38
Dressed Heifer Avg:	N/A	TOTAL VOLUME:	50,689
LM CT106	TOTAL WK TO DATE VOLUME:		99,319
Committed:	57,779	Delivered:	65,318

On Tuesday, negotiated cash trade was mostly inactive on light demand in all feeding regions. The latest established market in any feeding region was last week, with live purchases in the Southern Plains and Nebraska at 125.00. Dressed purchases in Nebraska traded at 200.00. Last week in the Western Cornbelt, live purchases ranged from 124.00-126.00 with dressed purchases from 199.00-200.00.

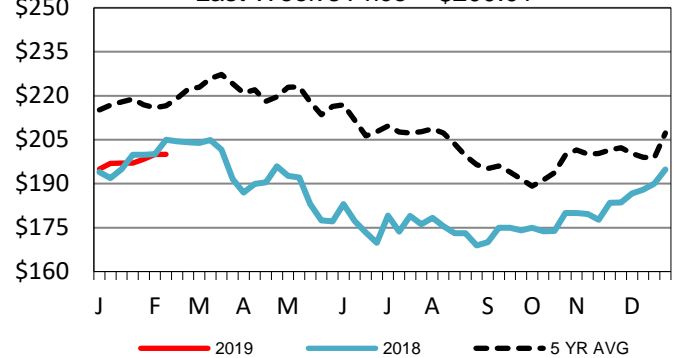
LM CT118	TX-OK-NM	LM CT109	
Neg. Cash Volume:	0	Dressed Formula Vol:	18,534
Live Steer Avg:	N/A	Steer/Heifer Avg:	\$198.31
Live Heifer Avg:	N/A	Dressed Neg. Grid Vol:	2,157
Dressed Steer Avg:	N/A	Steer/Heifer Avg:	\$196.72
Dressed Heifer Avg:	N/A	TOTAL VOLUME:	20,691
LM CT106	TOTAL WK TO DATE VOLUME:		31,286
Committed:	16,643	Delivered:	16,086

Boxed Beef 22+ Day Negotiated Sales



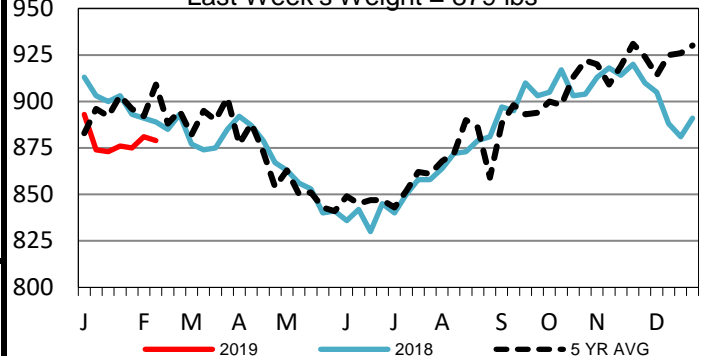
LM CT121	KANSAS	LM CT109	
Neg. Cash Volume:	0	Dressed Formula Vol:	16,477
Live Steer Avg:	N/A	Steer/Heifer Avg:	\$198.74
Live Heifer Avg:	N/A	Dressed Neg. Grid Vol:	0
Dressed Steer Avg:	N/A	Steer/Heifer Avg:	N/A
Dressed Heifer Avg:	N/A	TOTAL VOLUME:	16,477
LM CT106	TOTAL WK TO DATE VOLUME:		41,046
Committed:	16,287	Delivered:	18,661

Nebraska Weekly Dressed Steer Weighted Avg
Last Week's Price = \$200.01



LM CT124	NEBRASKA	LM CT109	
Neg. Cash Volume:	0	Dressed Formula Vol:	6,761
Live Steer Avg:	N/A	Steer/Heifer Avg:	\$205.82
Live Heifer Avg:	N/A	Dressed Neg. Grid Vol:	1,003
Dressed Steer Avg:	N/A	Steer/Heifer Avg:	\$207.50
Dressed Heifer Avg:	N/A	TOTAL VOLUME:	7,764
LM CT106	TOTAL WK TO DATE VOLUME:		13,683
Committed:	14,901	Delivered:	12,435

Nebraska Formula Carcass Weights
Last Week's Weight = 879 lbs



LM CT134	COLORADO	LM CT109	
Neg. Cash Volume:	0	Dressed Formula Vol:	3,072
Live Steer Avg:	N/A	Steer/Heifer Avg:	\$204.59
Live Heifer Avg:	N/A	Dressed Neg. Grid Vol:	0
Dressed Steer Avg:	N/A	Steer/Heifer Avg:	N/A
Dressed Heifer Avg:	N/A	TOTAL VOLUME:	3,072
LM CT106	TOTAL WK TO DATE VOLUME:		7,155
Committed:	6,604	Delivered:	6,564

LM CT137	IA-MN	LM CT109	
Neg. Cash Volume:	420	Dressed Formula Vol:	1,324
Live Steer Avg:	N/A	Steer/Heifer Avg:	\$201.21
Live Heifer Avg:	N/A	Dressed Neg. Grid Vol:	1,050
Dressed Steer Avg:	N/A	Steer/Heifer Avg:	\$201.08
Dressed Heifer Avg:	N/A	TOTAL VOLUME:	2,794
LM CT106	TOTAL WK TO DATE VOLUME:		6,365
Committed:	3,344	Delivered:	11,572

USDA Livestock, Poultry and Grain Market News

St. Joseph, Missouri

Phone: 816-676-7000

stjoe.lpgmn@ams.usda.gov