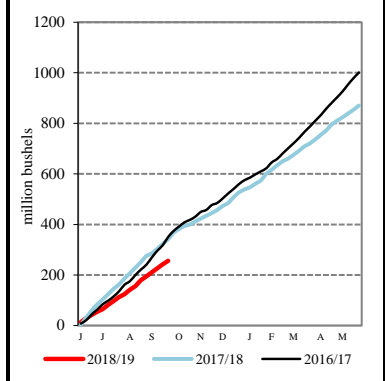


EXPORT	PRICE (\$/bu)	CHANGE (¢/bu)	BASIS (¢)		CHANGE
Atlantic - JO_GR850					
Soybeans	8.9750	+4.00	-10.00	H	UNCH
SRW	NQ	NQ	NQ		NQ
Chicago - GX_GR110					
Corn	3.3975 - 3.5675	UNCH	-35.00	H to -18.00	UNCH
Soybeans	8.6050 - 8.6250	+4.00	-47.00	H to -45.00	UNCH
SRW	4.9425 - 5.0925	-2.75	-10.00	H to +5.00	UNCH
Gulf - JO_GR112					
Corn	4.2175 - 4.4075	UNCH to +1.00	+47.00	H to +66.00	UNCH to +1.00
Soybeans	9.2950 - 9.4750	+4.00 to +9.00	+22.00	H to +40.00	UNCH to +5.00
SRW	5.9225 - 5.9425	-2.75	+88.00	H to +90.00	UNCH
12 HRW	5.9650 - 6.0650	-5.00	+120.00	H to +130.00	UNCH
PNW - JO_GR110					
SWW	6.20 - 6.50	UNCH	+115.75	H to +145.75	+2.75
Ord HRW	6.11 - 6.26	-5.00	+134.00	H to +149.00	UNCH
Toledo - GX_GR111					
Corn	3.6975	+1.00	-5.00	H	+1.00
Soybeans	8.6750	+4.00	-40.00	H	UNCH
SRW	4.9925	-2.75	-5.00	H	UNCH

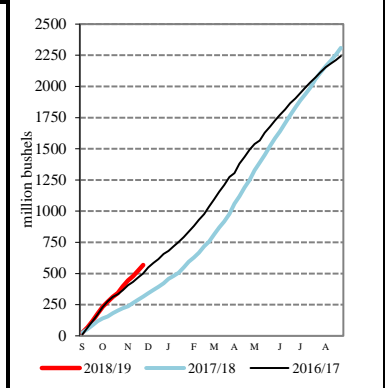
All prices are reported in dollars/bushel, except soybean and corn oil is in cents/lb. and soybean meal is in dollars/ton.

Wheat Inspected for Export



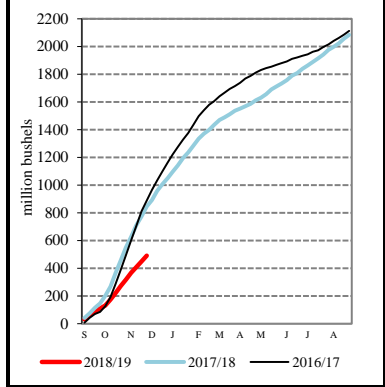
TERMINAL	PRICE (\$/bu)	CHANGE (¢/bu)	BASIS (¢)		CHANGE
Kansas City - SJ_GR112					
Corn	3.62 - 3.80	UNCH	-13.00	H to +5.00	UNCH
Soybeans	8.58 - 8.73	+6.00 to +4.00	-50.00	H to -35.00	+2.00 to UNCH
Ord HRW	4.67 - 5.02	-5.00	-10.00	H to +25.00	UNCH
Minneapolis - MS_GR110					
14 DNS/NS Del Chicagi	7.5300	+23.25		+180.00	+25.00
Oats	3.0375 - 3.3075	-6.00	+28.00	H to +55.00	UNCH
Omaha - WH_GR110					
Corn	3.63 - 3.70	-3.00 to UNCH	-11.75	H to -4.75	-3.00 to UNCH
Soybeans	8.38 - 8.43	+4.00 to +9.00	-69.50	H to -64.50	UNCH to +5.00
Portland - JO_GR111					
11.5 HRW	6.32 - 6.47	-5.00	+155.00	H to +170.00	UNCH
14 DNS	6.68 - 6.78	-2.00	+95.00	H to +105.00	UNCH

Corn Inspected for Export



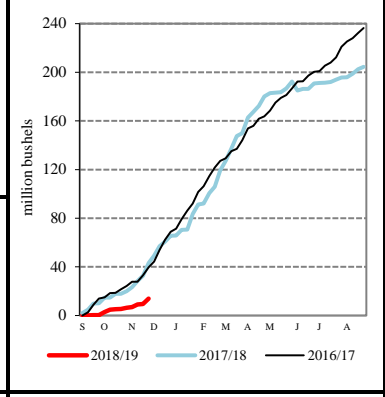
RIVER	PRICE (\$/bu)	CHANGE (¢/bu)	BASIS (¢)		CHANGE
So. Iowa, Mississippi River - MS_GR114					
Corn	3.4575 - 3.4875	UNCH	-29.00	H to -26.00	UNCH
Soybeans	8.3950 - 8.4350	+4.00 to +3.00	-68.00	H to -64.00	UNCH to -1.00
St. Louis, Mississippi River - JC_GR110					
Corn	3.8500 - 3.8800	-2.00 to -1.00	+10.25	H to +13.25	-2.00 to -1.00
Soybeans	8.8900 - 8.9500	+3.00 to +8.00	-18.50	H to -12.50	-1.00 to +4.00
SRW	5.3400 - 5.3500	-3.00 to -7.00	+29.75	H to +30.75	-0.25 to -4.25
Memphis, Mississippi River - LR_GR110					
Corn	3.9275	+3.00 to UNCH		+18.00	+3.00 to UNCH
Soybeans	8.9350 - 8.9750	+5.00 to +8.00	-14.00	H to -10.00	+1.00 to +4.00
SRW	NQ	NQ		NQ	NQ
Cincinnati, Ohio River - GX_GR114					
Corn	3.6775 - 3.7275	+1.00 to +3.00	-7.00	H to -2.00	+1.00 to +3.00
Soybeans	8.7150 - 8.7350	+8.00 to +4.00	-36.00	H to -34.00	+4.00 to UNCH
SRW	NQ	NQ		NQ	NQ
Mt. Vernon, Indiana, Ohio River - GX_GR114					
Corn	3.7275 - 3.7475	+4.00 to UNCH	-2.00	H to Opt	+4.00 to UNCH
Soybeans	8.7750 - 8.8750	+7.00 to +4.00	-30.00	H to -20.00	+3.00 to UNCH
SRW	5.2425 - 5.2925	-2.75	+20.00	H to +25.00	UNCH
No. Peoria, Illinois River - GX_GR112					
Corn	3.5775 - 3.6175	UNCH	-17.00	H to -13.00	UNCH
Soybeans	8.5450 - 8.6050	+4.00 to +3.00	-53.00	H to -47.00	UNCH to -1.00

Soybeans Inspected for Export



PROCESSOR	PRICE	CHANGE	BASIS		CHANGE
Central IL					
Corn	3.4975 - 3.6875	UNCH	-25.00	H to -6.00	UNCH
Soybeans	8.7550 - 8.9050	+4.00	-32.00	H to -17.00	UNCH
Crude SB Oil	29.15 - 29.45	+0.06	-80.00	H to -50.00	UNCH
48 SB Meal	305.50 - 308.50	+1.00	-1.00	H to +2.00	UNCH
Crude Corn Oil - Rail	25.65	UNCH	N/A		N/A

Sorghum Inspected for Export



FUTURES		PRICE	CHANGE		PRICE	CHANGE
CME Group	Corn	H Mar 19	3.7475	UNCH	K May 19	3.8275 -0.25
	Soybeans	H Mar 19	9.0750	+4.00	K May 19	9.2150 +3.75
	Wheat (SRW)	H Mar 19	5.0425	-2.75	K May 19	5.0700 -3.50
	Oats	H Mar 19	2.7575	-6.25	K May 19	2.8075 -5.75
MGEX	HRS Wheat (DNS)	H Mar 19	5.7300	-1.75	K May 19	5.6700 -0.75
KCBOT	HRW Wheat	H Mar 19	4.7650	-5.00	K May 19	4.8450 -3.75

USDA Livestock, Poultry & Grain Market News
 210 Walnut Street, Room 767
 Des Moines, Iowa 50309
 Phone: 515-284-4460
 Email: Desm.LPGMN@ams.usda.gov
www.ams.usda.gov/LPSMarketNewsPage