

**Daily Direct Steer and Heifer Slaughter Cattle Summary**

For Trade on:

Monday, February 11, 2019

<a href="#">LM CT100</a>	<b>5-AREA</b>	<a href="#">LM CT109</a>
<b>Neg. Cash Volume:</b>	40	<b>Dressed Formula Vol:</b> 57,596
Live Steer Avg:	N/A	Steer/Heifer Avg: \$197.60
Live Heifer Avg:	N/A	<b>Dressed Neg. Grid Vol:</b> 1,934
Dressed Steer Avg:	N/A	Steer/Heifer Avg: \$195.71
Dressed Heifer Avg:	N/A	<b>TOTAL VOLUME:</b> <b>59,570</b>
<a href="#">LM CT106</a>	<b>TOTAL WK TO DATE VOLUME:</b>	<b>59,570</b>
<b>Committed:</b>	70,811	<b>Delivered:</b> 70,399

<a href="#">LM CT118</a>	<b>TX-OK-NM</b>	<a href="#">LM CT109</a>
<b>Neg. Cash Volume:</b>	0	<b>Dressed Formula Vol:</b> 13,218
Live Steer Avg:	N/A	Steer/Heifer Avg: \$195.73
Live Heifer Avg:	N/A	<b>Dressed Neg. Grid Vol:</b> 1,028
Dressed Steer Avg:	N/A	Steer/Heifer Avg: \$193.26
Dressed Heifer Avg:	N/A	<b>TOTAL VOLUME:</b> <b>14,246</b>
<a href="#">LM CT106</a>	<b>TOTAL WK TO DATE VOLUME:</b>	<b>14,246</b>
<b>Committed:</b>	20,042	<b>Delivered:</b> 17,279

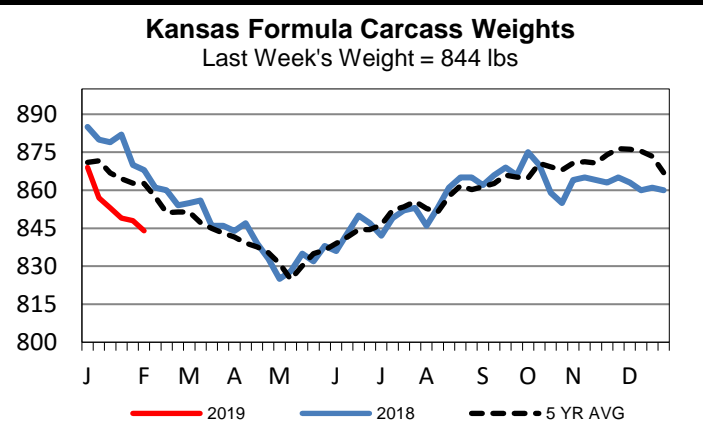
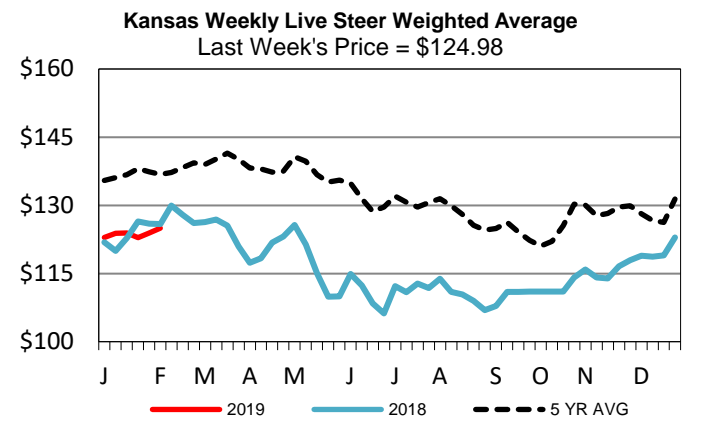
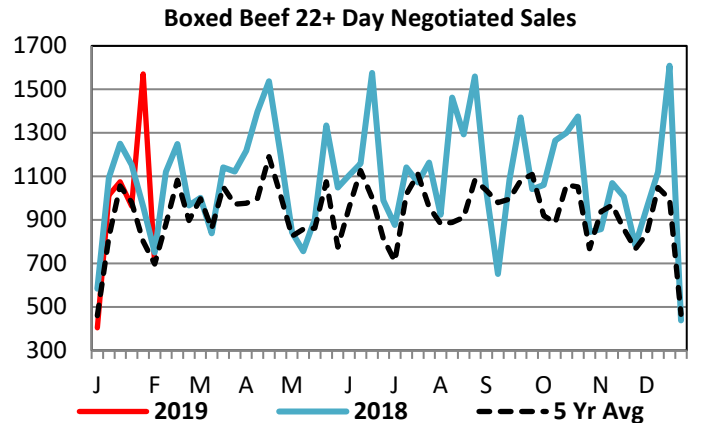
<a href="#">LM CT121</a>	<b>KANSAS</b>	<a href="#">LM CT109</a>
<b>Neg. Cash Volume:</b>	0	<b>Dressed Formula Vol:</b> 30,264
Live Steer Avg:	N/A	Steer/Heifer Avg: \$197.31
Live Heifer Avg:	N/A	<b>Dressed Neg. Grid Vol:</b> 0
Dressed Steer Avg:	N/A	Steer/Heifer Avg: N/A
Dressed Heifer Avg:	N/A	<b>TOTAL VOLUME:</b> <b>30,264</b>
<a href="#">LM CT106</a>	<b>TOTAL WK TO DATE VOLUME:</b>	<b>30,264</b>
<b>Committed:</b>	27,513	<b>Delivered:</b> 17,450

<a href="#">LM CT124</a>	<b>NEBRASKA</b>	<a href="#">LM CT109</a>
<b>Neg. Cash Volume:</b>	0	<b>Dressed Formula Vol:</b> 7,523
Live Steer Avg:	N/A	Steer/Heifer Avg: \$199.72
Live Heifer Avg:	N/A	<b>Dressed Neg. Grid Vol:</b> 303
Dressed Steer Avg:	N/A	Steer/Heifer Avg: \$199.42
Dressed Heifer Avg:	N/A	<b>TOTAL VOLUME:</b> <b>7,826</b>
<a href="#">LM CT106</a>	<b>TOTAL WK TO DATE VOLUME:</b>	<b>7,826</b>
<b>Committed:</b>	11,869	<b>Delivered:</b> 20,289

<a href="#">LM CT134</a>	<b>COLORADO</b>	<a href="#">LM CT109</a>
<b>Neg. Cash Volume:</b>	0	<b>Dressed Formula Vol:</b> 4,467
Live Steer Avg:	N/A	Steer/Heifer Avg: \$200.59
Live Heifer Avg:	N/A	<b>Dressed Neg. Grid Vol:</b> 65
Dressed Steer Avg:	N/A	Steer/Heifer Avg: \$199.76
Dressed Heifer Avg:	N/A	<b>TOTAL VOLUME:</b> <b>4,532</b>
<a href="#">LM CT106</a>	<b>TOTAL WK TO DATE VOLUME:</b>	<b>4,532</b>
<b>Committed:</b>	3,651	<b>Delivered:</b> 7,397

<a href="#">LM CT137</a>	<b>IA-MN</b>	<a href="#">LM CT109</a>
<b>Neg. Cash Volume:</b>	40	<b>Dressed Formula Vol:</b> 2,459
Live Steer Avg:	N/A	Steer/Heifer Avg: \$199.31
Live Heifer Avg:	N/A	<b>Dressed Neg. Grid Vol:</b> 538
Dressed Steer Avg:	N/A	Steer/Heifer Avg: \$197.82
Dressed Heifer Avg:	N/A	<b>TOTAL VOLUME:</b> <b>3,037</b>
<a href="#">LM CT106</a>	<b>TOTAL WK TO DATE VOLUME:</b>	<b>3,037</b>
<b>Committed:</b>	7,736	<b>Delivered:</b> 7,984

On Monday negotiated cash trading was at a standstill in the Southern Plains and Nebraska. In the Western Cornbelt negotiated cash trading was inactive on very light demand. Not enough trades for a market trend. Last week in the Southern Plains live cash trades moved at 125.00. For the prior week in Nebraska live cash trades moved mostly from 125.00-125.50 and dressed cash trades moved at 200.00. For previous week in the Western Cornbelt live cash trades moved mostly from 124.50-126.00 and dressed cash trades moved at 200.00.



**USDA Livestock, Poultry and Grain Market News**

St. Joseph, Missouri

Phone: 816-676-7000

[stjoe.lpgmn@ams.usda.gov](mailto:stjoe.lpgmn@ams.usda.gov)