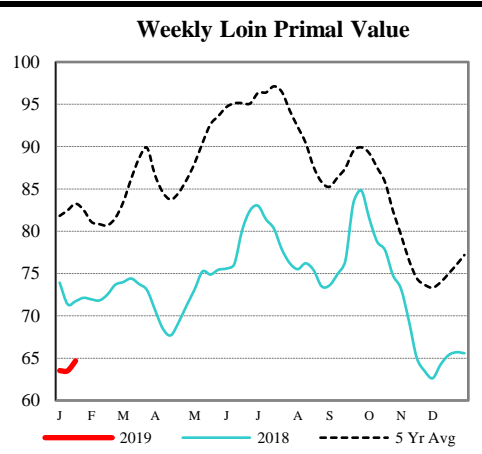
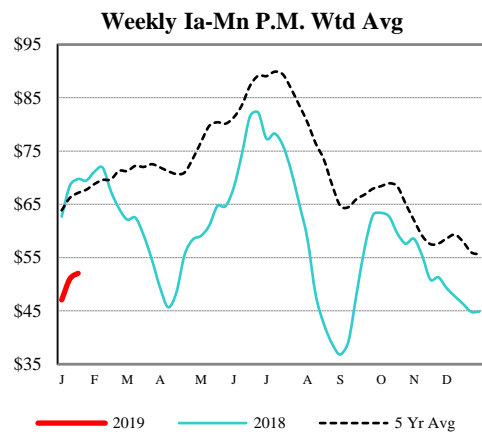


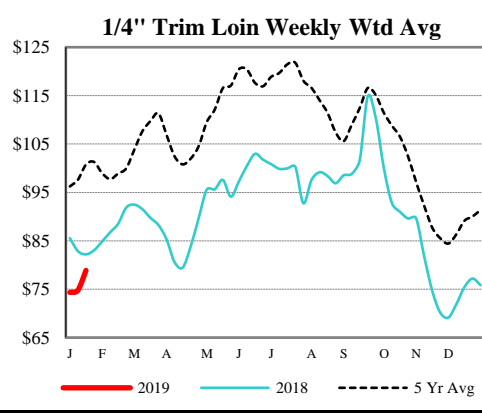
**DAILY DIRECT HOGS PLANT DELIVERED as of 1:30 PM**

Negotiated Barrow and Gilts:	Carcass Base Price	Live Price
<b><u>NATIONAL - LM_HG203:</u></b>		
Range:	\$45.00 - \$49.50	\$36.00 - \$39.60
Weighted Average:	\$48.88	\$38.54
Change from Prior Day:	0.50 lower	0.33 lower
Receipts:	7,523	932
<b><u>IOWA/MINNESOTA - LM_HG206:</u></b>		
Range:	\$45.00 - \$49.00	\$36.00 - \$39.60
Weighted Average:	\$48.49	\$38.51
Change from Prior Day:	0.60 lower	0.47 lower
Receipts:	3,765	623
<b><u>WESTERN CORNBELT - LM_HG212:</u></b>		
Range:	\$45.00 - \$49.00	\$36.00 - \$39.60
Weighted Average:	\$48.47	\$38.51
Change from Prior Day:	0.45 lower	0.34 lower
Receipts:	3,838	623
<b><u>EASTERN CORNBELT - LM_HG210:</u></b>		
Range:	N/A - N/A	N/A - N/A
Weighted Average:	N/A	N/A
Change from Prior Day:	N/A	N/A
Receipts:	3,495	309



**NATIONAL DAILY PORK REPORT FOB PLANT- LM\_PK602:**

Carcass Cutout Values		Change:
Primal Loin	65.46	0.64
Primal Butt	66.72	(-0.03)
Primal Picnic	72.02	1.75
Primal Rib	36.93	1.37
Primal Ham	123.89	5.86
Primal Belly	44.36	(-0.76)
Total Loads	109.38	(-2.61)
Pork Cuts	266.89 Lds	
Trim/Process Pork	230.19 Lds	
	36.7 Lds	



**DAILY EST. HOG SLAUGHTER UNDER FIS - SJ\_LS710**

Today (est)	444,000
Week Ago (est)	472,000
Year Ago (act)	462,000

CME Lean Hog CLOSE	High	Low	Settle	Change
FEB	55.38	54.90	55.18	0.12
APR	59.38	57.88	59.08	0.65
MAY	67.60	66.00	67.40	1.00
JUN	75.85	74.13	75.65	1.27

**CME Lean Hog Delayed Futures**

**ESTIMATED WEEKLY PORK PRODUCTION UNDER FIS - SJ\_LS712**

Week Ending	Hog Slaughter	Million Pounds	Live Weight	Dressed Weight
02/09/19	2,516,000	536.8	286	213
02/02/19	2,387,000	509.3	286	213
2018 YTD	14,328,000	3057.0		
2017 YTD	14,080,000	3011.6		

