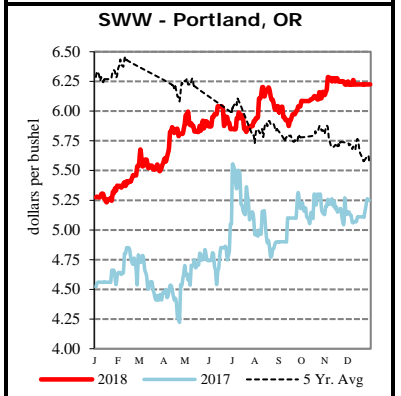
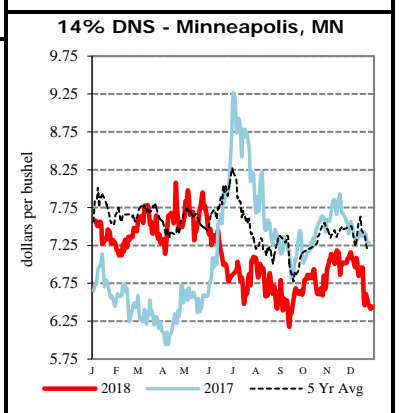


EXPORT	PRICE (\$/bu)	CHANGE (¢/bu)	BASIS (¢)		CHANGE
<u>Atlantic - JO_GR850</u>					
Soybeans	8.9500	-9.50	-10.00	H	UNCH
SRW	NQ	NQ	NQ		NQ
<u>Chicago - GX_GR110</u>					
Corn	3.3775 - 3.5475	-1.50	-35.00	H to -18.00	UNCH
Soybeans	8.5800 - 8.6000	-9.50	-47.00	H to -45.00	UNCH
SRW	5.0825 - 5.2325	+1.00	-10.00	H to +5.00	UNCH
<u>Gulf - JO_GR112</u>					
Corn	4.1975 - 4.3275	-1.50 to -3.50	+47.00	H to +60.00	UNCH to -2.00
Soybeans	9.2700 - 9.3800	-9.50 to -8.50	+22.00	H to +33.00	UNCH to +1.00
SRW	6.0625 - 6.0825	+1.00	+88.00	H to +90.00	UNCH
12 HRW	6.1375 - 6.2375	-0.50	+120.00	H to +130.00	UNCH
<u>PNW - JO_GR110</u>					
SWW	6.35 - 6.58	UNCH	+116.75	H to +139.75	-1.00
Ord HRW	6.28 - 6.43	UNCH	+134.00	H to +149.00	UNCH
<u>Toledo - GX_GR111</u>					
Corn	3.6375 - 3.6475	-1.50 to -0.50	-9.00	H to -8.00	UNCH to +1.00
Soybeans	8.6000	-9.50			UNCH
SRW	5.1325	+1.00			UNCH

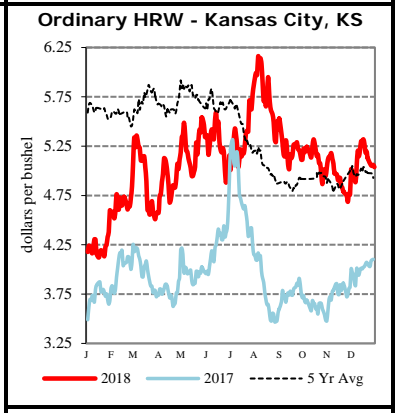
All prices are reported in dollars/bushel, except soybean and corn oil is in cents/lb. and soybean meal is in dollars/ton.



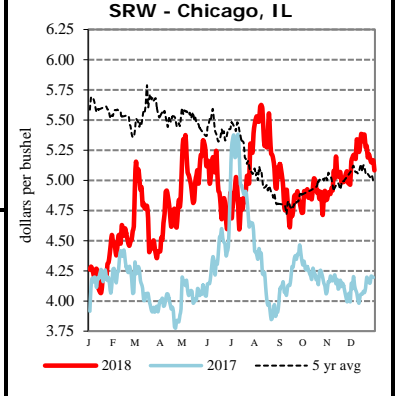
TERMINAL	PRICE (\$/bu)	CHANGE (¢/bu)	BASIS (¢)		CHANGE
<u>Kansas City - SJ_GR112</u>					
Corn	3.60 - 3.71	-1.00	-13.00	H to -2.00	UNCH
Soybeans	8.48 - 8.70	-5.00 to -10.00	-57.00	H to -35.00	+5.00 to UNCH
Ord HRW	4.84 - 5.19	UNCH	-10.00	H to +25.00	UNCH
<u>Minneapolis - MS_GR110</u>					
14 DNS/NS Del Chicag	7.1375	-14.75	+140.00		-20.00
Oats	3.0825 - 3.3725	UNCH to -2.00	+26.00	H to +55.00	+2.00 to UNCH
<u>Omaha - WH_GR110</u>					
Corn	3.61 - 3.63	+2.00 to -1.00	-11.75	H to -9.75	+3.50 to +0.50
Soybeans	8.35	-10.00			-0.50
<u>Portland - JO_GR111</u>					
11.5 HRW	6.49 - 6.64	UNCH	+155.00	H to +170.00	UNCH
14 DNS	6.69 - 6.79	+5.00	+95.00	H to +105.00	UNCH



RIVER	PRICE (\$/bu)	CHANGE (¢/bu)	BASIS (¢)		CHANGE
<u>So. Iowa, Mississippi River - MS_GR114</u>					
Corn	3.4475 - 3.4675	+0.50 to -1.50	-28.00	H to -26.00	+2.00 to UNCH
Soybeans	8.3700 - 8.4100	-9.50 to -8.50	-68.00	H to -64.00	UNCH to +1.00
<u>St. Louis, Mississippi River - JC_GR110</u>					
Corn	3.8000 - 3.8600	-7.00 to -3.00	+7.25	H to +13.25	-5.50 to -1.50
Soybeans	8.7700 - 8.8700	-16.00 to -10.00	-28.00	H to -18.00	-6.50 to -0.50
SRW	5.5100 - 5.5300	+1.00	+32.75	H to +34.75	UNCH
<u>Memphis, Mississippi River - LR_GR110</u>					
Corn	3.8675 - 3.8875	-3.50 to -1.50	+14.00	H to +16.00	-2.00 to UNCH
Soybeans	8.8900 - 8.9100	-9.50	-16.00	H to -14.00	UNCH
SRW	NQ	NQ	NQ		NQ
<u>Cincinnati, Ohio River - GX_GR114</u>					
Corn	3.7275 - 3.8775	+0.50 to +13.50	Opt	H to +15.00	+2.00 to +15.00
Soybeans	8.5600 - 8.7200	-23.50 to -9.50	-49.00	H to -33.00	-14.00 to UNCH
SRW	NQ	NQ	NQ		NQ
<u>Mt. Vernon, Indiana, Ohio River - GX_GR114</u>					
Corn	3.6575 - 3.7275	-10.50 to -7.50	-7.00	H to Opt	-9.00 to -6.00
Soybeans	8.6500 - 8.8700	-21.50 to -9.50	-40.00	H to -18.00	-12.00 to UNCH
SRW	5.3825 - 5.4325	-4.00 to -6.00	+20.00	H to +25.00	-5.00 to -7.00
<u>No. Peoria, Illinois River - GX_GR112</u>					
Corn	3.4875 - 3.5775	-7.50 to -4.50	-24.00	H to -15.00	-6.00 to -3.00
Soybeans	8.4400 - 8.5100	-17.50 to -15.50	-61.00	H to -54.00	-8.00 to -6.00



PROCESSOR	PRICE	CHANGE	BASIS		CHANGE
<u>Central IL</u>					
Corn	3.4775 - 3.6675	-1.50	-25.00	H to -6.00	UNCH
Soybeans	8.7300 - 8.8500	-8.50 to -9.50	-32.00	H to -20.00	+1.00 to UNCH
Crude SB Oil	29.44 - 29.74	-0.63	-80.00	H to -50.00	UNCH
48 SB Meal	303.90 - 306.90	+2.80 to -1.20	-1.00	H to +2.00	+4.00 to UNCH
Crude Corn Oil - Rail	25.65	UNCH	N/A		N/A



FUTURES		PRICE	CHANGE		PRICE	CHANGE
CME Group	Corn	3.7275	-1.50	K May 19	3.8075	-1.50
	Soybeans	9.0500	-9.50	K May 19	9.1925	-9.50
	Wheat (SRW)	5.1825	+1.00	K May 19	5.2050	+1.00
	Oats	2.8225	-2.00	K May 19	2.8500	-1.75
MGEX	HRS Wheat (DNS)	5.7375	+5.25	K May 19	5.6950	+0.50
KCBOT	HRW Wheat	4.9375	-0.50	K May 19	4.9950	-1.75

USDA Livestock, Poultry & Grain Market News  
 210 Walnut Street, Room 767  
 Des Moines, Iowa 50309  
 Phone: 515-284-4460  
 Email: Desm.LPGMN@ams.usda.gov  
[www.ams.usda.gov/LPSMarketNewsPage](http://www.ams.usda.gov/LPSMarketNewsPage)