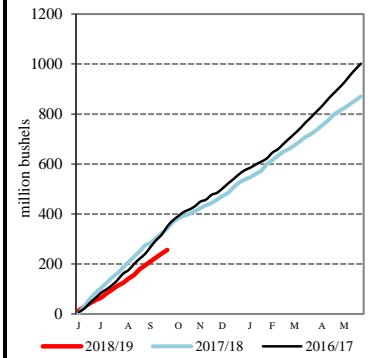


EXPORT	PRICE (\$/bu)	CHANGE (¢/bu)	BASIS (¢)	CHANGE
<u>Atlantic - JO_GR850</u>				
Soybeans	9.0450	+1.25	-10.00 H	UNCH
SRW	NQ	NQ	NQ	NQ
<u>Chicago - GX_GR110</u>				
Corn	3.3925 - 3.5625	-2.25	-35.00 H to -18.00 H	UNCH
Soybeans	8.6750 - 8.6950	+1.25	-47.00 H to -45.00 H	UNCH
SRW	5.0725 - 5.2225	+4.00	-10.00 H to +5.00 H	UNCH
<u>Gulf - JO_GR112</u>				
Corn	4.2125 - 4.3625	-2.25 to -1.25	+47.00 H to +62.00 H	UNCH to +1.00
Soybeans	9.3650 - 9.4650	+1.25 to +2.25	+22.00 H to +32.00 H	UNCH to +1.00
SRW	6.0525 - 6.0725	+4.00 to +2.00	+88.00 H to +90.00 H	UNCH to -2.00
12 HRW	6.1425 - 6.2425	-2.00	+120.00 H to +130.00 H	UNCH
<u>PNW - JO_GR110</u>				
SWW	6.35 - 6.58	UNCH	+117.75 H to +140.75 H	-4.00
Ord HRW	6.28 - 6.43	-2.00	+134.00 H to +149.00 H	UNCH
<u>Toledo - GX_GR111</u>				
Corn	3.6525	-2.25	-9.00 H	UNCH
Soybeans	8.6950	+6.25 to +1.25	-45.00 H	+5.00 to UNCH
SRW	5.1225	+4.00	-5.00 H	UNCH

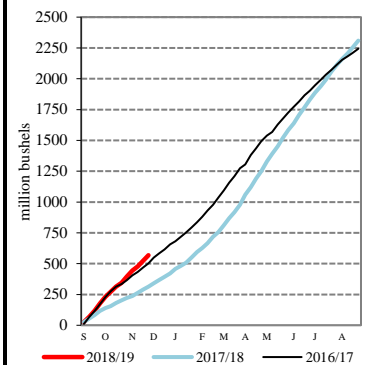
All prices are reported in dollars/bushel, except soybean and corn oil is in cents/lb. and soybean meal is in dollars/ton.

Wheat Inspected for Export



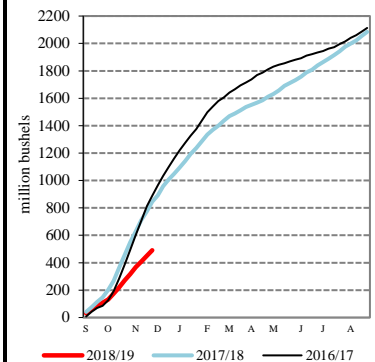
TERMINAL	PRICE (\$/bu)	CHANGE (¢/bu)	BASIS (¢)	CHANGE
<u>Kansas City - SJ_GR112</u>				
Corn	3.61 - 3.72	-3.00	-13.00 H to -2.00 H	UNCH
Soybeans	8.53 - 8.80	+5.00 to +7.00	-62.00 H to -35.00 H	+3.00 to +5.00
Ord HRW	4.84 - 5.19	-2.00	-10.00 H to +25.00 H	UNCH
<u>Minneapolis - MS_GR110</u>				
14 DNS/NS Del Chicag	7.2850	+4.00	+160.00 H	UNCH
Oats	3.0825 - 3.3925	-1.00 to -2.00	+24.00 H to +55.00 H	+1.00 to UNCH
<u>Omaha - WH_GR110</u>				
Corn	3.59 - 3.64	-3.00 to -1.00	-15.25 H to -10.25 H	-0.75 to +1.25
Soybeans	8.45	+2.00	-69.50 H	+0.75
<u>Portland - JO_GR111</u>				
11.5 HRW	6.49 - 6.64	-2.00	+155.00 H to +170.00 H	UNCH
14 DNS	6.64 - 6.74	+4.00	+95.00 H to +105.00 H	UNCH

Corn Inspected for Export



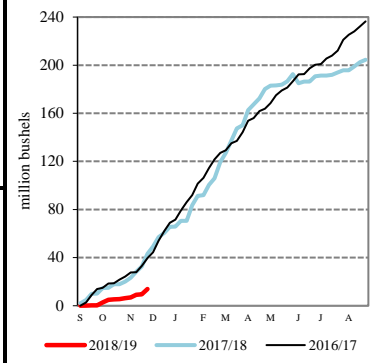
RIVER	PRICE (\$/bu)	CHANGE (¢/bu)	BASIS (¢)	CHANGE
<u>So. Iowa, Mississippi River - MS_GR114</u>				
Corn	3.4425 - 3.4825	-6.25 to -3.25	-30.00 H to -26.00 H	-4.00 to -1.00
Soybeans	8.4650 - 8.4950	+1.25 to -2.75	-68.00 H to -65.00 H	UNCH to -4.00
<u>St. Louis, Mississippi River - JC_GR110</u>				
Corn	3.8700 - 3.8900	-3.00 to -2.00	+12.75 H to +14.75 H	-0.75 to +0.25
Soybeans	8.9300 - 8.9700	+1.00 to +2.00	-21.50 H to -17.50 H	-0.25 to +0.75
SRW	5.5000 - 5.5200	+4.00	+32.75 H to +34.75 H	UNCH
<u>Memphis, Mississippi River - LR_GR110</u>				
Corn	3.9025	-2.25	+16.00 H	UNCH
Soybeans	8.9850 - 9.0050	+1.25	-16.00 H to -14.00 H	UNCH
SRW	NQ	NQ	NQ	NQ
<u>Cincinnati, Ohio River - GX_GR114</u>				
Corn	3.7225 - 3.7425	-3.25 to -2.25	-2.00 H to Opt H	-1.00 to UNCH
Soybeans	8.7950 - 8.8150	+0.25	-35.00 H to -33.00 H	-1.00
SRW	NQ	NQ	NQ	NQ
<u>Mt. Vernon, Indiana, Ohio River - GX_GR114</u>				
Corn	3.7625 - 3.8025	-3.25 to -2.25	+2.00 H to +6.00 H	-1.00 to UNCH
Soybeans	8.8650 - 8.9650	+1.25	-28.00 H to -18.00 H	UNCH
SRW	5.4225 - 5.4925	+4.00	+25.00 H to +32.00 H	UNCH
<u>No. Peoria, Illinois River - GX_GR112</u>				
Corn	3.5625 - 3.6225	-6.25 to -5.25	-18.00 H to -12.00 H	-4.00 to -3.00
Soybeans	8.6150 - 8.6650	+0.25	-53.00 H to -48.00 H	-1.00

Soybeans Inspected for Export



PROCESSOR	PRICE	CHANGE	BASIS	CHANGE
<u>Central IL</u>				
<u>Corn</u>	3.4925 - 3.6825	-2.25	-25.00 H to -6.00 H	UNCH
<u>Soybeans</u>	8.8150 - 8.9450	+1.25	-33.00 H to -20.00 H	UNCH
Crude SB Oil	30.07 - 30.37	+0.06	-80.00 H to -50.00 H	UNCH
48 SB Meal	301.10 - 308.10	+0.60	-5.00 H to +2.00 H	UNCH
Crude Corn Oil - Rail	25.65	UNCH	N/A	N/A

Sorghum Inspected for Export



FUTURES	PRICE	CHANGE	PRICE	CHANGE	
CME Group	Corn	H Mar 19 3.7425	-2.25	K May 19 3.8225	-2.00
	Soybeans	H Mar 19 9.1450	+1.25	K May 19 9.2875	+1.50
	Wheat (SRW)	H Mar 19 5.1725	+4.00	K May 19 5.1950	+2.50
	Oats	H Mar 19 2.8425	-2.00	K May 19 2.8675	-1.25
MGEX	HRS Wheat (DNS)	H Mar 19 5.6850	+4.00	K May 19 5.6900	+1.00
KCBOT	HRW Wheat	H Mar 19 4.9425	-2.00	K May 19 5.0125	-2.50

USDA Livestock, Poultry & Grain Market News
 210 Walnut Street, Room 767
 Des Moines, Iowa 50309
 Phone: 515-284-4460
 Email: Desm.LPGMN@ams.usda.gov
www.ams.usda.gov/LPSMarketNewsPage