

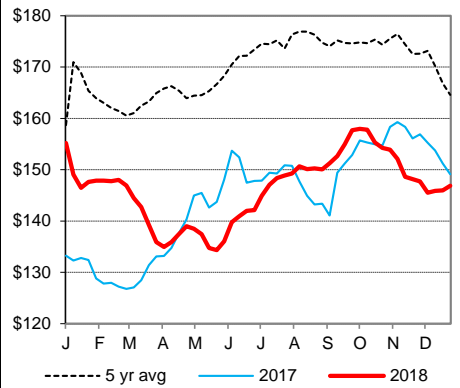
[National Feeder & Stocker Cattle Summary Current Report](#)

NATIONAL FEEDER & STOCKER CATTLE SUMMARY - Week Ending 01/11/19

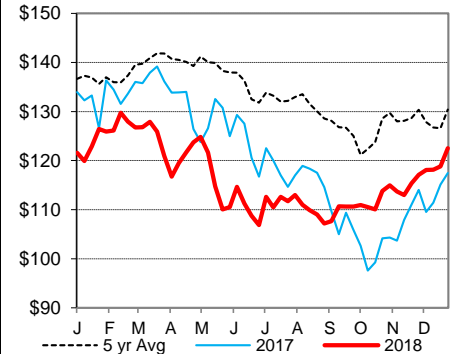
Receipts: This Week: 586,300 Last Week: 109,900 Last Year: 530,300

Compared to last week, steers and heifers sold uneven, from 4.00 lower to 1.00 higher. This week's total receipts on this report is the largest since July 2018 and is 50,000 head larger than the first marketing week of 2018. Cattle futures continue to move higher this week as the CME Cattle Complex put on more than 1.00 this week with in most contracts with the February Live contract being 3.05 higher on the week. Weather scares started mid-week when Winter Storm Gia was named and projected to move through the heart of the country late week and into the weekend. Rain, snow and freezing rain are going to be seen in the breadbasket of the country and the East Coast is not going to be spared from this storm either. Feedyards that were already wet will see more moisture fall from the sky, dashing any hopes that they will dry out anytime soon. Here's to hoping that the ground underneath will be frozen when the storm moves in, otherwise the mud will just get deeper. Calendar wise January 11 is a long way from the end of winter. Muddy feedyards in Kansas, Nebraska and Iowa want to get cattle moved out of the poor pen conditions as cattle performance has been seriously impeded due to above average moisture recently. News of beef demand rising in recent years is a welcome sight to beef producers as ground beef and loin cuts have driven that demand due to their popularity in retail outlets. For the week, the Choice cutout closed 2.05 lower at 212.46, while Select was 1.39 lower at 206.27. On the week, boxed beef cutout values lower on light demand and moderate offerings. Select and Choice rib, chuck, and loin cuts steady to weak while round cuts weak to lower. Cattle Slaughter under federal inspection estimated at 626K for the week, 14K above a year ago and a little above industry expectations this week.

CME Feeder Cattle Index



5 Area Wkly Wtd Avg Sltr Steer Price



[Live Cattle Settlements](#)

[Feeder Cattle Settlements](#)

Thursday

CHICAGO MERCANTILE EXCHANGE LIVESTOCK FUTURES SETTLEMENT

Live Cattle		Change	Feeder Cattle		Change
Feb	124.97	0.10	Jan	146.12	(0.62)
Apr	126.37	0.45	Mar	144.90	(0.17)
Jun	117.20	(0.17)	Apr	145.75	0.07

[Corn Settlements](#)

[Soybean Settlements](#)

Thursday

CHICAGO BOARD OF TRADE GRAIN FUTURES SETTLEMENT

Corn		Change	Soybeans		Change
Mar	3.7825	0.0200	Jan	8.9925	0.0375
May	3.8675	0.0225	Mar	9.1025	0.0350
Jul	3.9425	0.0200	May	9.2375	0.0350

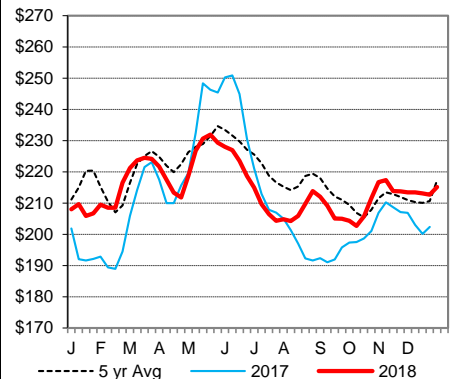
[KC Wheat](#)

[Wheat](#)

Change

KANSAS CITY BOARD OF TRADE		Change
Mar	5.0450	0.0575
May	5.1600	0.0600
Jul	5.2575	0.0625

Weekly Choice Cutout



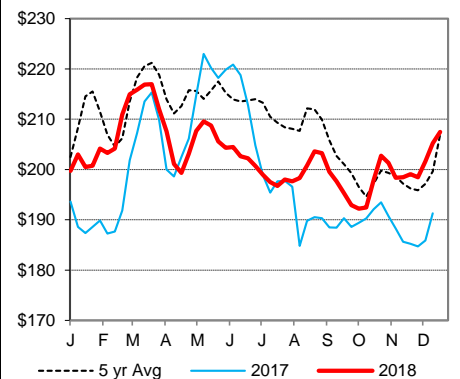
[LM CT100](#)

Thursday

5 AREA WKLY ACCUMULATED WTD AVG SLAUGHTER CATTLE PRICE

	Head Count	Avg Weight	Avg Price
Live Steer	1,663	1,406	121.94
Live Heifer	76	1,210	123.29
Dressed Steer	110	882	195.00
Dressed Heifer	164	859	195.49

Weekly Select Cutout



[LM XB403](#)

Thursday

DAILY ESTIMATED BOXED BEEF CUTOUT VALUES

Choice	Select	Choice Cuts		
600-900#	600-900#	Select Cuts	13	loads
212.46	206.27	Trimming	17	loads
(1.50)	(1.50)	Grinds	20	loads

[SJ LS710](#)

[LN LS142](#)

ESTD DAILY CATTLE SLAUGHTER

Fri/Sat	117,000	32,000
Week Ago (est)	119,000	92,000
Year Ago (act)	119,000	20,000
Wk to date (est)	594,000	626,000
Last Week (est)	428,000	520,000
Last Year (act)	591,000	612,000
Previous Day Estimated:	Steer and Heifer	96,000
	Cow and Bull	24,000

SLAUGHTER COW MARKET

New Holland Sales Stables		
Thursday	Pct Lean	Price
Breaking	70-80	43.50-49.00
Boning	80-85	44.00-49.50
Lean	85-90	33.00-39.00