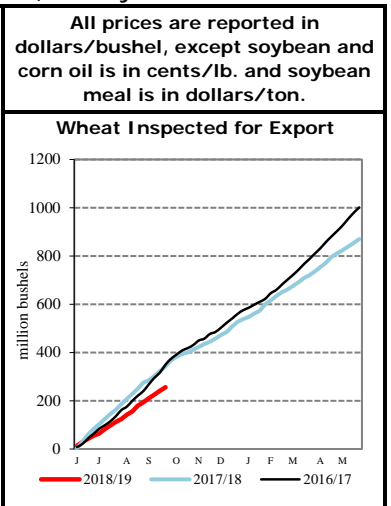
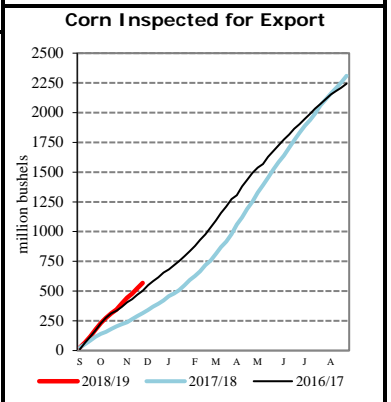


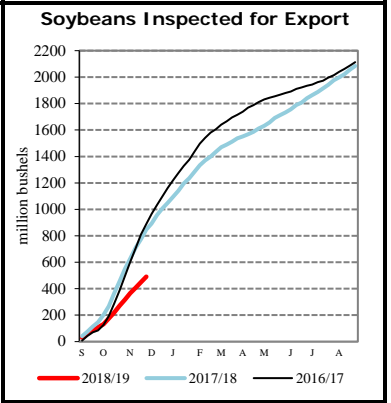
EXPORT	PRICE (\$/bu)	CHANGE (¢/bu)	BASIS (¢)		CHANGE
<u>Atlantic - JO GR850</u>					
Soybeans	9.0025	+3.50		-10.00 H	UNCH
SRW	N/A	N/A		N/A	N/A
<u>Chicago - GX GR110</u>					
Corn	3.4325 - 3.5825	+2.00	-35.00 H to	-20.00 H	UNCH
Soybeans	8.5325 - 8.6825	+3.50	-57.00 H to	-42.00 H	UNCH
SRW	5.1950 - 5.2450	+5.75	Opt H to	+5.00 H	UNCH
<u>Gulf - JO GR112</u>					
Corn	4.1425 - 4.2525	UNCH to +2.00	+36.00 H to	+47.00 H	-2.00 to UNCH
Soybeans	9.2925 - 9.3225	+3.50 to +0.50	+19.00 H to	+22.00 H	UNCH to -3.00
SRW	5.9950 - 6.0350	+5.75 to +7.75	+80.00 H to	+84.00 H	UNCH to +2.00
12 HRW	5.6450 - 5.7950	+5.75	+60.00 H to	+75.00 H	UNCH
<u>PNW - JO GR110</u>					
SWW	6.15 - 6.35	UNCH	+95.50 H to	+115.50 H	-5.75
Ord HRW	6.34 - 6.50	+6.00	+129.00 H to	+145.00 H	UNCH
<u>Toledo - GX GR111</u>					
Corn	3.6625	+2.00		-12.00 H	UNCH
Soybeans	8.6525	+3.50		-45.00 H	UNCH
SRW	5.1450	+5.75		-5.00 H	UNCH



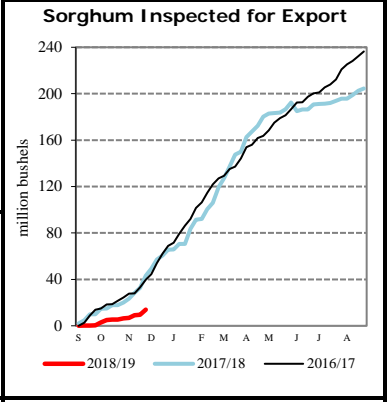
TERMINAL	PRICE (\$/bu)	CHANGE (¢/bu)	BASIS (¢)		CHANGE
<u>Kansas City - SJ GR112</u>					
Corn	3.68 - 3.74	+2.00	-10.00 H to	-4.00 H	UNCH
Soybeans	8.55 - 8.65	+6.00 to +3.00	-55.00 H to	-45.00 H	+3.00 to UNCH
Ord HRW	4.95 - 5.30	+16.00 to +6.00	-10.00 H to	+25.00 H	+10.00 to UNCH
<u>Minneapolis - MS GR110</u>					
14 DNS/NS Del Chicag	6.7500 - 7.0000	+6.00	+105.00 H to	+130.00 H	UNCH
Oats	3.0575 - 3.5975	+3.00 to +6.00	+11.00 H to	+65.00 H	-3.00 to UNCH
<u>Omaha - WH GR110</u>					
Corn	3.57 - 3.58	+2.00	-21.25 H to	-20.25 H	UNCH
Soybeans	8.30 - 8.42	+3.00	-80.25 H to	-68.25 H	-0.50
<u>Portland - JO GR111</u>					
11.5 HRW	6.55 - 6.65	+6.00	+150.00 H to	+160.00 H	UNCH
14 DNS	6.65 - 6.75	+6.00	+95.00 H to	+105.00 H	UNCH



RIVER	PRICE (\$/bu)	CHANGE (¢/bu)	BASIS (¢)		CHANGE
<u>So. Iowa, Mississippi River - MS GR114</u>					
Corn	3.4625 - 3.5225	+2.00	-32.00 H to	-26.00 H	UNCH
Soybeans	8.3825 - 8.4025	+4.50 to +1.50	-72.00 H to	-70.00 H	+1.00 to -2.00
<u>St. Louis, Mississippi River - JC GR110</u>					
Corn	3.6900 - 3.7200	+2.00 to +4.00	-9.25 H to	-6.25 H	UNCH to +2.00
Soybeans	8.7400 - 8.7700	UNCH to +2.00	-36.25 H to	-33.25 H	-3.50 to -1.50
SRW	5.4800 - 5.5400	+6.00	+28.50 H to	+34.50 H	+0.25
<u>Memphis, Mississippi River - LR GR110</u>					
Corn	3.7125 - 3.8325	-5.00 to +2.00	-7.00 H to	+5.00 H	-7.00 to UNCH
Soybeans	8.8525 - 8.8825	+0.50 to +1.50	-25.00 H to	-22.00 H	-3.00 to -2.00
SRW	5.1950	+5.75		Opt H	UNCH
<u>Cincinnati, Ohio River - GX GR114</u>					
Corn	3.4825 - 3.6125	-4.00 to +3.00	-30.00 H to	-17.00 H	-6.00 to +1.00
Soybeans	8.5525 - 8.6325	-2.50 to +1.50	-55.00 H to	-47.00 H	-6.00 to -2.00
SRW	N/A	N/A		N/A	N/A
<u>Mt. Vernon, Indiana, Ohio River - GX GR114</u>					
Corn	3.5825 - 3.6325	-3.00 to +1.00	-20.00 H to	-15.00 H	-5.00 to -1.00
Soybeans	8.7025 - 8.8225	+1.50 to +3.50	-40.00 H to	-28.00 H	-2.00 to UNCH
SRW	5.3750 - 5.3950	+5.75	+18.00 H to	+20.00 H	UNCH
<u>No. Peoria, Illinois River - GX GR112</u>					
Corn	3.4925 - 3.5525	UNCH	-29.00 H to	-23.00 H	-2.00
Soybeans	8.5025 - 8.5825	-1.50 to +3.50	-60.00 H to	-52.00 H	-5.00 to UNCH



PROCESSOR	PRICE	CHANGE	BASIS		CHANGE
Central IL					
<u>Corn</u>	3.5125 - 3.7025	+2.00	-27.00 H to	-8.00 H	UNCH
<u>Soybeans</u>	8.6525 - 8.8325	+0.50 to +3.50	-45.00 H to	-27.00 H	-3.00 to UNCH
Crude SB Oil	27.67 - 28.17	+0.23	-50.00 F to	Opt F	UNCH
48 SB Meal	314.60 - 316.60	-2.20	Opt H to	+2.00 H	UNCH
Crude Corn Oil - Rail	26.00 - 27.20	UNCH to +1.20		N/A	N/A



FUTURES		PRICE	CHANGE	PRICE	CHANGE		
CME Group	Corn	H Mar 19	3.7825	+2.00	K May 19	3.8675	+2.25
	Soybeans	F Jan 19	8.9925	+3.75	H Mar 19	9.1025	+3.50
	Wheat (SRW)	H Mar 19	5.1950	+5.75	K May 19	5.2500	+5.25
	Oats	H Mar 19	2.9475	+6.00	K May 19	2.8700	+3.00
MGEX	HRS Wheat (DNS)	H Mar 19	5.7000	+6.00	K May 19	5.7425	+4.75
KCBOT	HRW Wheat	H Mar 19	5.0450	+5.75	K May 19	5.1600	+6.00

USDA Livestock, Poultry & Grain Market News
 210 Walnut Street, Room 767
 Des Moines, Iowa 50309
 Phone: 515-284-4460
 Email: Desm.LPGMN@ams.usda.gov
www.ams.usda.gov/LPSMarketNewsPage