



Specialty Crops Market News Division

Agricultural
Marketing
Service

National Retail Report - Specialty Crops

Websites: www.marketnews.usda.gov/mnp/fv-home and <http://www.ams.usda.gov/mnreports/fvwretail.pdf>
and http://www.ams.usda.gov/mnreports/wa_lo100.txt

Volume XII - Number 49

Issued Weekly

Friday, December 14, 2018

Advertised Prices for Specialty Crops at Major Retail Supermarket Outlets ending during the period of 12/08 to 12/20^{1,2}

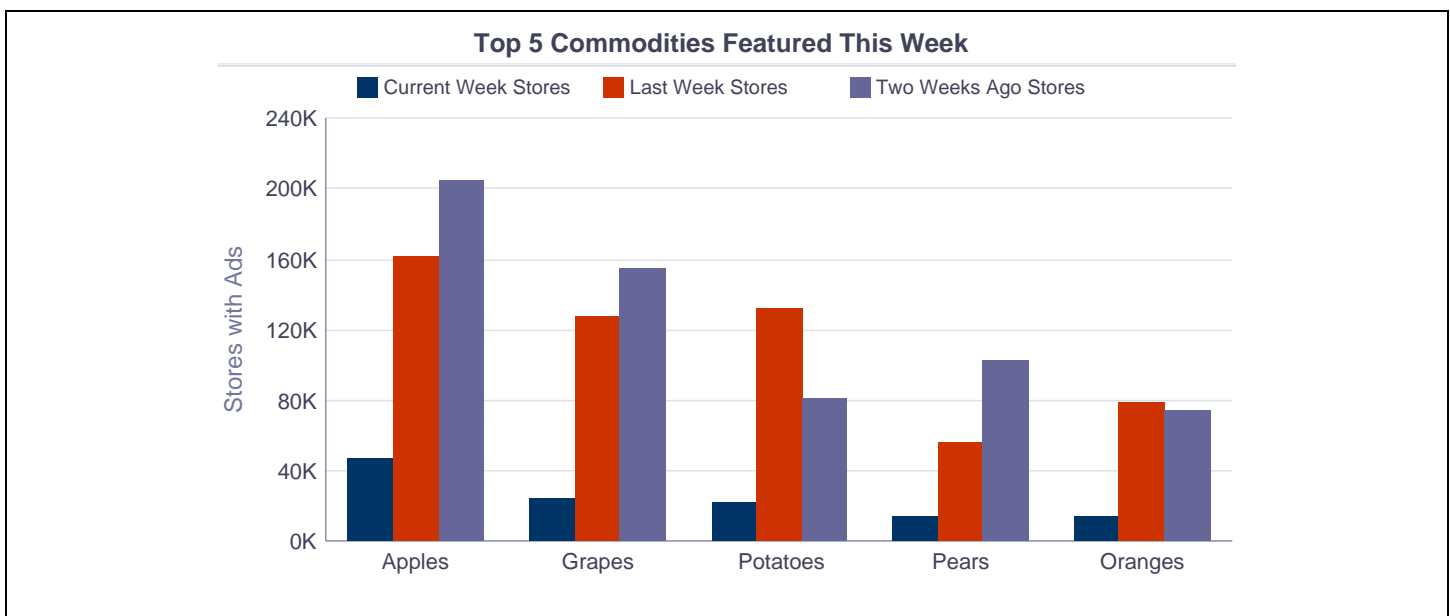
Christmas Countdown

It's just 10 days to Christmas Eve and the ads were filled to the brim with all the necessary items for making merry. Poinsettias, asparagus, green beans, broccoli, grapes, pineapples, onions, and potatoes, blackberries were the top items featured this week by retailers hoping to capture shoppers business. The percentage of fruit ads was notably higher this week than in other years at the same time. Vegetable ads showed a corresponding decrease in percentage. Avocados ads increased dramatically as promotable volumes have become available. Party trays, seafood, roasting meats, and bakery items rounded out the food offerings. Most retailers featured special ad sections for holiday decor and gifts.

Total ad numbers this week were 349,483, a 2% increase from last weeks 341,984. The total number of ads broken out by commodity groups: fruit 203,154 (58% of all ads), onions and potatoes 34,125 (10%), vegetables 99,070 (28%), herbs 2,291 and ornamentals 10,843 (3%). The number of ads for organic produce was 39,472, 11% of total ads.

The following are the prices of major advertised items (3,000 plus stores) this week, compared to the same week last year. Significant increases in price for fruit items this week included only blueberries at 12%. Significant decreases included seedless grapes (black-27%, red-20%, white-12%), Honeycrisp apples at 14%, avocados at 14%, and pineapple at 10%. The sole significant change in price for onions and potatoes this week was a 13% increase in red potatoes; there were no significant decreases. Significant increases for vegetables this week included white mushrooms at 18% and broccoli crowns at 17%. There were no significant decreases.

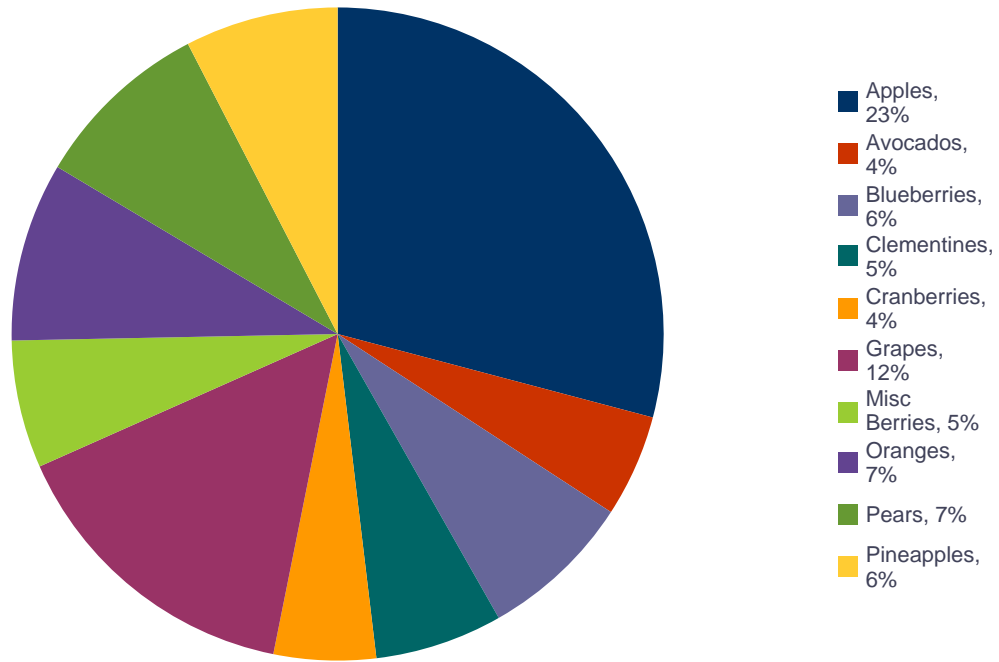
For more detailed information on organic and locally grown produce visit the National Retail--Local and Organic Report at: http://www.ams.usda.gov/mnreports/wa_lo100.txt



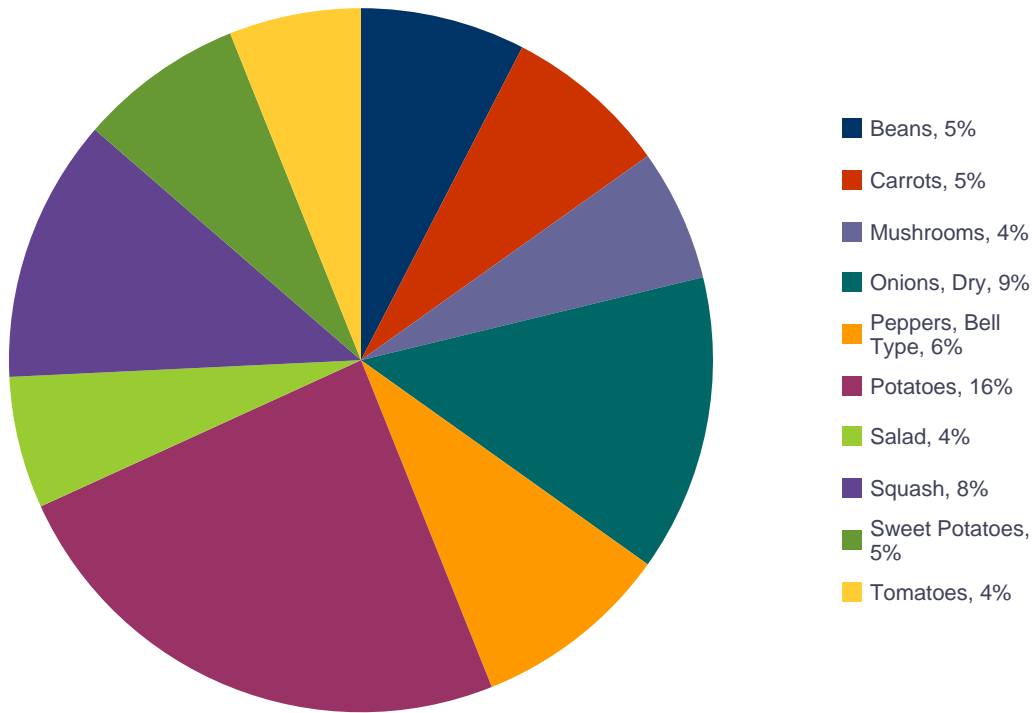
1 - Specialty Crops Market News surveys over 400 retailers, comprising over 29,200 individual stores, with online weekly advertised features.

2 - Date range reflects one week of data collection ending on the report date and encompasses ad pricing good from the Saturday before the report release date through the following Friday.

Top 10 Fruits as Percentage of Total Fruit Ads



Top 10 Vegetables as Percentage of Total Vegetable Ads Including Onions and Potatoes





NATIONAL SUMMARY

FRUITS								
Commodity	Variety	Unit	THIS WEEK		LAST WEEK		LAST YEAR	
			Stores With Ads	Wtd Avg Price	Stores With Ads	Wtd Avg Price	Stores With Ads	Wtd Avg Price
Apples	Braeburn	per pound	430	1.17	977	1.21	654	2.11
Apples	Braeburn	3 lb bag	39	2.50	9	3.99		
Apples	Fuji	per pound	3,575	1.34	2,279	1.21	2,168	1.93
Apples	Fuji	3 lb bag	1,850	3.49	282	2.35	194	3.93
Apples	Fuji	5 lb bag	152	5.00			524	4.74
Apples	Fuji	2 lb bag	2	3.99				
Apples	Gala	per pound	5,981	1.26	3,307	1.34	3,121	1.67
Apples	Gala	3 lb bag	2,331	3.61	1,297	2.59	1,162	3.20
Apples	Gala	5 lb bag	855	4.67	990	3.78	711	4.33
Apples	Gala	2 lb bag	90	2.04	62	1.99	271	1.99
Apples	Golden Delicious	per pound	597	1.09	262	1.08	511	1.11
Apples	Golden Delicious	3 lb bag	138	3.07	280	2.51	290	2.99
Apples	Golden Delicious	5 lb bag	14	3.99	55	3.73	102	3.99
Apples	Granny Smith	per pound	3,147	1.39	1,696	1.56	1,575	1.47
Apples	Granny Smith	3 lb bag	2,086	3.68	137	1.97	932	3.38
Apples	Granny Smith	5 lb bag	152	5.00	13	2.99	151	4.90
Apples	Granny Smith	2 lb bag	2	3.99			29	2.00
Apples	Honeycrisp	per pound	6,184	1.85	5,893	2.08	5,508	2.36
Apples	Honeycrisp	3 lb bag	384	4.94	549	4.96	2,008	5.49
Apples	Honeycrisp	5 lb bag	9	3.88				
Apples	Jonagold	per pound	91	1.01	682	1.66	203	0.99
Apples	Jonagold	3 lb bag	6	2.50	38	2.33	16	2.50
Apples	Jonagold	5 lb bag	7	2.95			11	2.99
Apples	Jonathan	3 lb bag	18	3.38	130	2.37	4	2.50
Apples	Mcintosh	per pound	350	1.35	160	1.17	388	1.14
Apples	Mcintosh	3 lb bag	198	2.65	545	3.01	175	2.95
Apples	Mcintosh	2 lb bag	88	2.00	62	1.99	242	1.99
Apples	Pink Lady/Cripps Pink	per pound	1,020	1.40	443	1.75	733	1.71
Apples	Pink Lady/Cripps Pink	3 lb bag	68	3.99				
Apples	Red Delicious	per pound	1,816	1.08	1,013	1.07	1,128	1.05
Apples	Red Delicious	3 lb bag	2,524	3.44	1,186	2.96	1,248	4.15
Apples	Red Delicious	5 lb bag	229	4.08	286	4.12	227	4.05

Wtd Avg - Simple weighted average



Apples	Rome	per pound	84	1.16	35	1.13	71	1.49
Apples	Rome	3 lb bag	30	2.70	9	2.50	67	2.98
Apples	Rome	5 lb bag	200	2.98			203	2.98
Apples, Processed	Juice	64 oz (1/2 gallon)	3,068	1.92	3,205	2.05	2,147	2.25
Apples, Processed	Juice	128 oz (1 gallon)	100	2.82	95	4.08	425	6.45
Apples, Processed	Juice Marked Cider	64 oz (1/2 gallon)	1,379	3.00	781	3.66	1,234	3.11
Apples, Processed	Juice Marked Cider	128 oz (1 gallon)	386	4.52	615	5.62	1,253	4.71
Avocados	Hass	each	6,812	0.99	3,576	1.13	7,709	1.69
Avocados	Various Greenskin Varieties	each	170	0.76	1,359	1.43	274	1.07
Avocados	Various Greenskin Varieties	per pound	38	3.48	18	0.98		
Bananas		per pound	1,218	0.43	1,328	0.43	1,044	0.66
Blueberries		4.4 oz package	113	2.50			237	3.37
Blueberries		6 oz package	5,036	2.85	4,973	2.60	3,155	2.77
Blueberries		1 pint package	5,912	3.07	2,045	3.46	736	3.35
Blueberries		18 oz package	250	6.53	139	7.40	68	6.99
Cantaloups		each	3,559	2.52	2,944	2.52	6,690	2.44
Cantaloups		per pound	74	1.09	3	1.17	387	0.45
Cherries	Red Varieties	per pound	2,031	5.25	1,501	5.74	3,536	4.59
Clementines		5 lb package	2,913	5.40	1,592	5.62	6,706	6.39
Clementines		3 lb bag	5,684	4.04	7,046	4.13	9,761	4.15
Clementines		2 lb bag	798	3.13	767	3.64	2,392	3.47
Cranberries		12 oz bag	6,419	2.01	7,342	1.95	9,660	2.79
Cranberries		8 oz package	6	2.50				
Fruit, Other	Apple Pears	per pound	337	2.38	100	1.59	43	2.55
Fruit, Other	Apple Pears	each	114	1.85	91	2.32	27	1.87
Fruit, Other	Cactus Pears	each	13	1.12	15	0.70	210	1.26
Grapefruit	Red	each	1,471	0.95	2,313	0.97	1,671	1.45
Grapefruit	Red	per pound	529	0.82	295	1.08	241	0.96
Grapefruit	Red	5 lb bag	774	3.99	731	4.34	1,272	4.03
Grapes	Black Seedless	per pound	4,218	1.95	4,461	2.02	751	2.54
Grapes	Red Globe	per pound	984	2.14	805	2.37	74	2.81
Grapes	Red Seedless	per pound	10,998	1.79	10,901	1.86	5,985	2.30
Grapes	White Seedless Type	per pound	7,387	1.97	7,497	2.03	3,399	2.36
Honeydews		each	665	3.62	586	3.69	3,415	2.92
Honeydews		per pound	41	0.82	3	1.17	33	1.03
Kiwifruit	Hayward	each	661	0.33	1,082	0.34	72	0.44
Kiwifruit	Hayward	1 lb bag	159	2.03	312	1.99	184	2.87
Lemons		each	1,866	0.60	1,344	0.69	1,515	0.67



Lemons		per pound	34	0.78	14	1.84	57	0.70
Lemons		2 lb package	17	3.99				
Lemons		2 lb bag	260	4.58	405	4.31	372	3.02
Limes		each	1,474	0.26	2,730	0.32	991	0.39
Limes		per pound	430	0.61	265	0.53	298	0.71
Mangoes		each	5,126	0.91	6,733	0.91	4,287	1.34
Misc Berries	Blackberries	5.6 - 6 oz package	9,427	2.07	11,025	1.91	6,707	3.00
Misc Citrus	Satsuma	per pound	161	1.11	163	1.29	266	1.76
Misc Citrus	Satsuma	5 lb package	33	11.99				
Nectarines	Various Yellow Flesh Varieties	per pound	46	2.99			284	2.04
Oranges	Navel	each	3,070	0.90	3,386	0.86	2,453	0.87
Oranges	Navel	per pound	4,781	0.98	4,563	1.25	6,985	1.52
Oranges	Navel	3 lb bag	986	3.01	2,000	2.95	559	3.58
Oranges	Navel	4 lb bag	2,750	3.76	3,887	2.69	1,281	3.92
Oranges	Navel	8 lb bag	720	5.66	474	5.42	700	5.94
Oranges	Valencia	per pound	10	0.99	7	1.99		
Oranges	Valencia	3 lb bag	11	2.99				
Oranges	Valencia	4 lb bag	55	3.99	46	2.99	67	2.99
Papaya	Maradol/Tainung Types	per pound	676	0.84	1,008	0.76	61	0.63
Papaya	Maradol/Tainung Types	each	63	0.56	28	2.87		
Papaya	Solo Type	per pound	146	0.88	51	0.76		
Papaya	Solo Type	each	9	3.99			205	1.25
Peaches	Various White Flesh Varieties	per pound	3	2.28	3	2.88		
Peaches	Various Yellow Flesh Varieties	per pound	49	2.95	3	2.88	272	2.09
Pears	Bartlett	per pound	5,197	1.36	3,990	1.24	3,267	1.62
Pears	Bartlett	3 lb bag	143	3.99	116	3.99		
Pears	Bosc	per pound	4,118	1.33	3,885	1.28	1,327	1.24
Pears	Bosc	3 lb bag	116	3.99	116	3.99		
Pears	D'Anjou	per pound	2,753	1.45	2,927	1.32	1,698	1.62
Pears	D'Anjou	3 lb bag	116	3.99	116	3.99		
Persimmons		each	262	1.34	514	1.51	237	1.36
Persimmons		per pound	8	2.50	82	1.62	28	0.96
Pineapples		each	10,852	1.99	3,370	2.16	16,004	2.52
Pineapples		per pound	496	0.75	278	0.58	1,030	0.89
Plums		per pound	18	0.63	8	0.69		
Pomegranates		each	2,538	2.17	4,414	1.62	1,073	2.94
Raspberries	Red	6 oz package	5,534	2.80	7,734	2.61	5,334	3.35
Strawberries		1 lb package	1,408	3.23	1,011	3.34	3,827	3.21
Tangelos		3 lb bag	69	4.99				

Wtd Avg - Simple weighted average



Tangerines		per pound	138	1.40	147	1.40	232	1.37
Tangerines		5 lb package	1,126	4.89			1,012	6.15
Tangerines		3 lb bag	2,873	4.41	2,388	4.02	3,654	9.05
Tangerines		2 lb bag	284	2.97	234	3.16	317	3.56
Tangerines		each	37	0.34	102	0.36	19	0.50
Watermelons	Red Flesh Seedless Miniature	each	1,461	3.33	238	3.77	1,588	3.15
Watermelons	Red Flesh Seedless Type	per pound	3	0.79	58	0.30	75	0.99
ORGANIC								
Apples	Braeburn	per pound	13	1.96	266	1.94	51	1.21
Apples	Fuji	per pound	2,166	1.62	776	1.89	724	2.13
Apples	Fuji	3 lb bag	5	3.99	243	4.03	174	5.16
Apples	Fuji	2 lb bag	199	3.71	762	3.31	206	2.41
Apples	Gala	per pound	2,882	1.69	1,984	2.07	1,228	2.34
Apples	Gala	3 lb bag	10	3.99	441	3.91	1,759	3.70
Apples	Gala	2 lb bag	1,087	3.40	834	3.48	262	2.62
Apples	Golden Delicious	per pound	93	2.30	76	2.38	104	1.61
Apples	Granny Smith	per pound	1,737	1.54	132	1.89	859	2.27
Apples	Granny Smith	3 lb bag	5	3.99	286	4.21	395	4.97
Apples	Granny Smith	2 lb bag	729	3.57	822	3.34	3,570	4.02
Apples	Honeycrisp	per pound	2,635	2.93	1,047	2.69	250	3.30
Apples	Jonagold	per pound	53	1.56			51	1.15
Apples	Pink Lady/Cripps Pink	per pound	175	2.06			85	1.61
Apples	Red Delicious	per pound	91	2.24	154	2.17	282	2.48
Apples	Red Delicious	2 lb bag	85	3.16	30	3.47	17	2.99
Apples, Processed	Juice	64 oz (1/2 gallon)	3	3.29	338	2.63	181	3.00
Avocados	Hass	each	970	1.31	537	1.34	1,025	1.74
Avocados	Various Greenskin Varieties	each	66	1.65	109	1.99	14	1.35
Bananas		per pound	518	0.74	2,089	0.71	827	0.71
Blueberries		6 oz package	1,583	3.47	3,416	3.72	920	3.74
Blueberries		1 pint package	17	4.99	1,135	3.99		
Cranberries		12 oz bag	1,369	2.00			9	3.99
Cranberries		8 oz package	127	2.99	18	3.00		
Grapefruit	Red	each	304	1.50	22	1.50		
Grapefruit	Red	per pound	37	0.99	11	1.49	107	1.29
Grapes	Black Seedless	per pound	103	2.99	113	2.99		
Grapes	Red Seedless	per pound	257	2.87	334	2.71	6	3.99
Grapes	White Seedless Type	per pound	231	2.80	229	2.88	6	3.99
Kiwifruit	Hayward	each	6	0.67	37	0.27	9	0.49



Kiwifruit	Hayward	1 lb bag	432	4.92	435	4.91	73	3.06
Lemons		each	41	0.92	278	0.95	53	0.71
Lemons		per pound	50	0.50	13	1.45		
Lemons		2 lb bag	238	4.96	662	4.06	87	5.68
Limes		each	7	1.00	146	1.00	18	0.25
Mangoes		each	574	1.32	1,513	1.84	549	1.29
Mangoes		per pound	21	4.49			5	0.98
Misc Berries	Blackberries	5.6 - 6 oz package	497	3.88	515	3.75	706	3.93
Misc Citrus	Satsuma	per pound	12	2.24	148	2.11	18	1.99
Oranges	Navel	each	122	1.50	193	1.34	97	1.48
Oranges	Navel	per pound	714	1.68	270	1.93	1,269	2.18
Oranges	Navel	3 lb bag	5	4.99	157	5.42	27	4.99
Oranges	Navel	4 lb bag	5	4.99	85	4.99	74	5.21
Oranges	Valencia	per pound	37	0.99				
Pears	Bartlett	per pound	397	1.99	550	1.70	263	2.27
Pears	Bosc	per pound	633	1.87	435	1.62	15	2.49
Pears	D'Anjou	per pound	257	2.02	78	2.13	147	2.02
Pineapples		each	5	3.99	713	3.14	163	3.45
Pomegranates		each	18	2.16	31	2.00		
Raspberries	Red	6 oz package	203	4.69	24	4.99	380	4.34
Strawberries		1 lb package	306	4.05	1	8.49		
Tangerines		per pound	127	2.56	37	2.79	63	2.28
Tangerines		2 lb bag	80	3.99	64	2.99		

ONIONS AND POTATOES

Commodity	Variety	Unit	THIS WEEK		LAST WEEK		LAST YEAR	
			Stores With Ads	Wtd Avg Price	Stores With Ads	Wtd Avg Price	Stores With Ads	Wtd Avg Price
Onions, Dry	Red	per pound	1,167	1.04	711	1.01	689	1.03
Onions, Dry	Red	2 lb bag	48	1.31	49	1.34	172	1.75
Onions, Dry	White	per pound	762	0.76	570	0.63	594	0.88
Onions, Dry	White	2 lb bag	22	1.68	34	1.50	43	2.00
Onions, Dry	White	3 lb bag	8	1.28				
Onions, Dry	Yellow	per pound	1,104	0.56	952	0.54	1,400	0.92
Onions, Dry	Yellow	2 lb bag	244	1.32	446	1.24	225	1.22
Onions, Dry	Yellow	3 lb bag	4,186	2.05	3,251	1.78	3,204	1.89
Onions, Dry	Yellow	5 lb bag	367	3.18	58	2.34	714	3.23
Onions, Dry	Yellow Marked Sweet	per pound	2,472	1.10	2,672	1.18	4,447	2.32

Wtd Avg - Simple weighted average



Onions, Dry	Yellow Marked Sweet	2 lb bag	65	1.99	83	2.83		
Onions, Dry	Yellow Marked Sweet	3 lb bag	447	2.59	1,043	2.56	192	2.91
Onions, Dry	Yellow Marked Sweet	5 lb bag	1,031	3.99			253	4.69
Potatoes	Round Red	per pound	1,652	0.82	984	0.89	870	0.96
Potatoes	Round Red	3 lb bag	569	2.80	1,616	2.51	337	3.06
Potatoes	Round Red	5 lb bag	3,770	2.86	3,712	3.27	3,416	2.75
Potatoes	Round Red	10 lb bag	79	2.98			48	3.98
Potatoes	Round White	per pound	321	0.93	297	1.09	148	1.05
Potatoes	Round White	3 lb bag	175	2.99	18	1.00	18	1.50
Potatoes	Round White	5 lb bag	922	2.41	2,357	2.61	453	2.52
Potatoes	Russet	per pound	2,010	0.75	2,247	0.79	2,310	0.91
Potatoes	Russet	3 lb bag	28	3.49	16	1.00	5	2.99
Potatoes	Russet	5 lb bag	3,045	2.54	3,954	2.72	4,430	2.72
Potatoes	Russet	10 lb bag	2,355	3.74	1,316	2.70	2,260	7.04
Potatoes	Russet	8 lb bag	979	3.16	644	4.45	2,140	3.05
Potatoes	Yellow Type	per pound	1,059	0.89	478	0.89	138	0.94
Potatoes	Yellow Type	3 lb bag	286	3.12	1,411	2.44	268	2.86
Potatoes	Yellow Type	5 lb bag	2,026	2.98	3,260	3.38	1,527	2.77

ORGANIC

Onions, Dry	Yellow	per pound	435	1.02	15	1.00	133	0.76
Onions, Dry	Yellow	3 lb bag	293	2.70	217	3.44	497	3.43
Onions, Dry	Yellow Marked Sweet	per pound	18	0.92	11	1.49	3	1.48
Potatoes	Round Red	per pound	53	2.00	23	0.99	57	0.81
Potatoes	Round Red	3 lb bag	449	3.93	297	3.68	1,014	2.96
Potatoes	Russet	per pound	164	0.96	28	0.99	12	0.99
Potatoes	Russet	3 lb bag	331	3.52	1,511	3.21	1,809	3.10
Potatoes	Russet	5 lb bag	591	4.28	531	4.57	1,362	3.12
Potatoes	Yellow Type	per pound	24	1.14	23	0.99	57	0.81
Potatoes	Yellow Type	3 lb bag	546	3.72	103	3.10	694	3.63
Potatoes	Yellow Type	5 lb bag	22	2.91	8	5.99	149	5.99

VEGETABLES

Commodity	Variety	Unit	THIS WEEK		LAST WEEK		LAST YEAR	
			Stores With Ads	Wtd Avg Price	Stores With Ads	Wtd Avg Price	Stores With Ads	Wtd Avg Price
Artichokes		each	554	2.18	384	1.87	928	2.13
Asparagus	Green	per pound	3,805	2.71	5,846	2.77	2,748	3.80
Beans	Round Green Type	per pound	6,324	1.62	6,817	1.56	5,114	1.62

Wtd Avg - Simple weighted average



Beets		per bunch	22	2.11			48	0.99
Beets		per pound	14	0.49	53	0.75	12	0.49
Bok Choy		per pound	27	0.95	23	0.67	5	0.69
Broccoli		per pound	147	1.92	11	1.99	742	1.94
Broccoli		per bunch	369	2.49	1,910	2.46	1,425	2.21
Broccoli	Baby Hybrid Type	per bunch	8	1.99				
Broccoli	Crown Cut	per pound	3,290	1.79	2,520	1.44	3,342	1.81
Brussels Sprouts		per pound	2,837	2.12	1,423	2.32	2,120	2.66
Cabbage	Round Green Type	per pound	1,505	0.57	1,124	0.65	1,232	0.80
Carrots		per pound	239	0.37	229	0.45		
Carrots		1 lb bag	535	0.71	213	0.65	433	0.97
Carrots		2 lb bag	240	1.32	1,781	1.84	483	1.74
Carrots		per bunch	94	1.86				
Carrots	Baby Peeled	1 lb bag	2,259	1.23	3,703	1.24	7,841	1.80
Carrots	Baby Peeled	2 lb bag	1,555	2.35	2,211	2.35	1,355	2.25
Cauliflower		each	1,471	2.27	898	2.83	4,963	2.17
Cauliflower		per pound	1,379	1.60	362	1.28	1,318	1.49
Celery		each	2,353	1.29	669	1.25	3,821	2.44
Celery		per pound	26	0.94	110	1.50	328	1.20
Celery	Hearts	each	832	2.47	460	2.43	661	2.37
Celery	Hearts	per pound	267	2.00				
Chinese Cabbage		per pound	20	0.93	72	0.79	9	0.50
Cilantro		per bunch	2,255	0.79	1,059	0.62	2,127	0.83
Corn-Sweet		each	416	0.46	291	0.42	303	0.40
Cucumbers		each	2,897	0.63	2,611	0.66	4,293	1.04
Cucumbers		per pound	45	0.78	115	1.18	201	0.96
Cucumbers	Long Seedless-Greenhouse	each	1,695	1.28	1,604	1.33	2,519	1.46
Eggplant		per pound	1,230	1.26	513	1.41	678	1.27
Eggplant		each	757	1.32	122	1.05	279	1.32
Garlic		per pound	30	2.97	41	2.76	9	1.69
Garlic		per sleeve	370	1.46	683	1.76	328	1.60
Greens	Collard	per bunch	282	2.37	152	1.58	1,204	1.44
Greens	Collard	per pound	170	1.02	8	1.49	945	1.03
Greens	Collard	1 lb bag	474	2.44	152	2.83	582	2.31
Greens	Kale	per bunch	1,183	1.48	17	0.99	621	1.48
Greens	Kale	per pound	179	1.02	8	1.49	570	0.91
Greens	Kale	1 lb bag	415	2.50	152	2.83	557	2.30
Greens	Mustard	per bunch	80	0.69	93	1.00	660	0.84
Greens	Mustard	per pound	25	1.12			152	0.97



Greens	Mustard	1 lb bag	474	2.44			116	2.50
Greens	Swiss Chard	per bunch	8	1.99				
Greens	Turnip Tops	per bunch	80	0.69	93	1.00	682	0.89
Greens	Turnip Tops	per pound	35	1.14			152	0.97
Greens	Turnip Tops	1 lb bag	474	2.44			141	2.50
Lettuce, Iceberg		each	352	1.03	775	1.05	2,522	1.49
Lettuce, Iceberg		per pound	7	1.66	30	1.76	197	1.66
Lettuce, Other	Boston	each	17	2.99	5	1.99		
Lettuce, Other	Green Leaf	each	76	1.52	379	1.80	279	1.32
Lettuce, Other	Green Leaf	per pound	27	1.06	26	1.69	152	1.23
Lettuce, Other	Red Leaf	each	60	1.66	345	1.78	245	1.34
Lettuce, Other	Red Leaf	per pound	27	1.06	26	1.69	152	1.23
Lettuce, Romaine		each	14	1.86	237	1.93	386	1.24
Lettuce, Romaine	Hearts	3 count package	25	2.64	64	2.72	924	2.65
Mushrooms	Portobella	per pound	6	2.99			8	5.99
Mushrooms	Portobella	8 oz package	146	2.50	23	2.08	208	2.65
Mushrooms	Portobella	6 oz package	294	2.88	260	3.25	67	2.50
Mushrooms	White	per pound	411	2.67	1,597	2.54	55	3.55
Mushrooms	White	8 oz package	3,650	1.97	3,515	1.84	2,659	2.24
Onions Green		per bunch	678	0.50	719	0.62	1,655	0.59
Peppers, Bell Type	Green	per pound	232	1.78	246	1.47	395	1.64
Peppers, Bell Type	Green	each	775	0.74	880	0.87	2,425	1.07
Peppers, Bell Type	Orange	per pound	658	3.04	659	3.45	76	3.32
Peppers, Bell Type	Orange	each	1,108	1.29	2,564	1.23	888	1.47
Peppers, Bell Type	Orange-Greenhouse	per pound	24	3.80	81	2.99		
Peppers, Bell Type	Orange-Greenhouse	each	509	1.65	273	1.02	346	1.50
Peppers, Bell Type	Red	per pound	707	3.01	861	2.91	316	3.23
Peppers, Bell Type	Red	each	1,814	1.20	3,015	1.22	1,690	1.47
Peppers, Bell Type	Red-Greenhouse	per pound	24	3.80	81	2.99		
Peppers, Bell Type	Red-Greenhouse	each	509	1.65	273	1.02	346	1.50
Peppers, Bell Type	Yellow	per pound	658	3.04	802	3.10	64	3.49
Peppers, Bell Type	Yellow	each	1,171	1.30	2,706	1.23	894	1.47
Peppers, Bell Type	Yellow-Greenhouse	per pound	24	3.80	81	2.99		
Peppers, Bell Type	Yellow-Greenhouse	each	509	1.65	273	1.02	346	1.50
Peppers, Other	Jalapeno	per pound	308	1.46	547	1.18	592	0.75
Peppers, Other	Mixed Mini Sweet Types	1 lb package	36	3.73	53	4.15	133	3.91
Peppers, Other	Serrano	per pound	118	0.91	199	0.80	391	1.03
Radishes		per bunch	429	0.74	649	0.69	875	0.67
Radishes		6 oz film bags	43	1.09	9	0.66		



Radishes		1 lb bag	264	1.64	284	1.65	153	1.53
Salad	Mixed Types	1 lb bag	54	1.60	33	3.36	19	1.25
Salad	Mixed Types	10 - 12 oz package	1,456	2.47	1,579	1.88	5,257	3.26
Salad	Mixed Types	5 - 9 oz package	2,481	2.33	1,227	2.41	5,089	3.19
Spinach		per bunch	430	1.79	226	3.21	369	0.79
Spinach	Flat, Baby Type	10 oz package	43	2.20	58	1.82	29	1.76
Spinach	Flat, Baby Type	1 lb package	135	2.70	57	2.98	311	2.24
Spinach	Flat, Baby Type	8 oz package	466	1.84	1,041	1.20	223	2.93
Spinach	Flat, Baby Type	5 - 6 oz package	310	2.42	290	2.97		
Squash	Acorn	per pound	1,721	0.98	680	0.95	241	0.76
Squash	Butternut	per pound	1,917	0.96	597	0.95	398	0.88
Squash	Grey	per pound	21	0.83	54	0.86	381	0.68
Squash	Spaghetti	per pound	1,858	0.98	634	0.96	335	0.89
Squash	Yellow Crookneck/Straightneck	per pound	1,446	1.54	3,429	1.34	2,451	1.33
Squash	Zucchini	per pound	2,606	1.35	4,710	1.26	2,978	1.27
Sweet Potatoes		per pound	4,815	0.79	3,113	0.86	14,947	1.33
Tomatillos		per pound	195	1.38	257	1.27	584	0.62
Tomatoes		per pound	213	1.51	466	1.50	386	2.75
Tomatoes	Vine Ripe - Heirloom Varieties	per pound	25	2.10			24	4.16
Tomatoes	Vine Ripes	per pound	1,412	1.47	1,155	1.98	2,093	1.51
Tomatoes	Vine Ripes, On The Vine-Greenhouse	per pound	2,447	2.13	4,070	2.15	3,202	2.37
Tomatoes	Vine Ripes-Greenhouse	per pound	374	1.95	255	2.29	88	2.23
Tomatoes, Cherry		1 pint package	42	1.89	137	2.45	163	3.00
Tomatoes, Grape Type		1 pint package	1,416	2.43	1,935	2.02	1,788	2.31
Tomatoes, Grape Type		10 oz package	1,036	2.61	125	2.38	244	3.07
Tomatoes, Plum Type	Roma	per pound	538	1.37	1,411	1.38	1,510	1.52
Vegetables Other	Cactus Leaf (Nopales)	per pound	68	0.79	22	0.67	8	0.69
ORGANIC								
Asparagus	Green	per pound	130	4.96	261	4.09		
Beans	Round Green Type	per pound	697	2.99	444	2.98	116	1.95
Beets		per bunch	131	1.66	30	2.15	152	2.69
Broccoli		per pound	709	2.23	741	2.65	390	2.13
Broccoli		per bunch	38	3.11	49	1.88	755	2.34
Broccoli	Baby Hybrid Type	per bunch	31	1.98	19	1.69	43	1.86
Broccoli	Crown Cut	per pound	146	2.49	117	1.99		
Brussels Sprouts		per pound	319	3.81	149	3.18	9	4.29
Cabbage	Red Type	per pound	8	1.14	6	0.98		



Cabbage	Round Green Type	per pound	8	1.14	7	1.07	60	0.88
Carrots		per pound	74	0.97				
Carrots		1 lb bag	55	0.99	104	1.45		
Carrots		2 lb bag	43	1.69	105	2.23		
Carrots		per bunch	135	2.52	468	1.49	110	1.98
Carrots	Baby Peeled	1 lb bag	881	2.00	1,430	1.89	1,949	2.07
Carrots	Baby Peeled	2 lb bag	157	2.93	95	2.77	167	2.71
Cauliflower		each	175	3.99	239	3.96	672	3.45
Cauliflower		per pound	223	2.32			254	2.07
Celery		each	561	2.33	256	2.74	580	1.68
Celery		per pound	209	1.65	152	1.00	143	1.26
Celery	Hearts	each	501	2.68	323	2.92	984	2.83
Celery	Hearts	per pound	26	2.69				
Cilantro		per bunch	36	1.77	68	1.92		
Cucumbers		each	177	0.90	747	0.99	136	0.70
Cucumbers		per pound	130	1.28			138	1.99
Cucumbers	Long Seedless-Greenhouse	each	189	2.14	25	1.75	222	1.96
Eggplant		per pound	6	1.69				
Greens	Collard	per bunch	11	2.49	19	1.49	81	2.86
Greens	Kale	per bunch	131	2.38	1,556	1.57	145	2.50
Greens	Kale	per pound	74	1.59	36	0.99	142	2.39
Greens	Mustard	per bunch	4	2.50	19	1.49	50	2.99
Greens	Swiss Chard	per bunch	38	2.38	41	2.00	130	2.64
Lettuce, Other	Boston	each	316	3.46	21	3.13		
Lettuce, Other	Green Leaf	each	1	2.79	18	1.99	49	2.02
Lettuce, Romaine	Hearts	3 count package	306	3.33	94	3.45	1,162	3.19
Mushrooms	Portobella	6 oz package	108	3.58	7	3.99	437	3.49
Mushrooms	White	per pound	8	1.99				
Mushrooms	White	8 oz package	562	2.19	684	2.84	1,088	2.76
Mushrooms	White	6 oz package	34	2.99				
Peppers, Bell Type	Green	per pound	6	1.69				
Peppers, Bell Type	Green	each	8	2.29	200	1.50		
Peppers, Bell Type	Orange	per pound	6	4.98				
Peppers, Bell Type	Red	per pound	6	4.98				
Peppers, Bell Type	Yellow	per pound	6	4.98				
Radishes		per bunch	12	1.99	21	1.78	12	1.99
Salad	Mixed Types	1 lb bag	638	5.07	940	4.76	802	4.96
Salad	Mixed Types	10 - 12 oz package	143	4.86	24	4.73	224	5.22
Salad	Mixed Types	5 - 9 oz package	396	3.59	3,372	3.08	3,099	3.01

Wtd Avg - Simple weighted average



Spinach		per bunch	72	1.64			118	2.00
Spinach	Flat, Baby Type	10 oz package	67	5.63	1	4.99		
Spinach	Flat, Baby Type	1 lb package	267	5.00	314	5.00		
Spinach	Flat, Baby Type	5 - 6 oz package	49	1.95	64	3.14	1,474	2.16
Squash	Acorn	per pound	479	1.21	489	1.05	475	1.68
Squash	Butternut	per pound	504	1.21	648	1.14	507	1.67
Squash	Spaghetti	per pound	285	1.38	495	1.05	254	1.61
Squash	Yellow Crookneck/Straightneck	per pound	157	1.22	46	2.49	358	1.71
Squash	Zucchini	per pound	185	1.27	248	1.57	866	1.81
Sweet Potatoes		per pound	1,752	1.38	604	1.96	599	1.77
Tomatoes		per pound	11	2.49	2	2.98	9	1.99
Tomatoes	Vine Ripes, On The Vine-Greenhouse	per pound	977	3.19	252	3.32	596	3.50
Tomatoes, Cherry		1 pint package	1	4.49	4	3.99	6	4.49
Tomatoes, Grape Type		1 pint package	439	3.12	1,388	2.98	360	2.21
Tomatoes, Grape Type		10 oz package	149	2.92	11	2.50	362	3.37
Tomatoes, Plum Type	Roma	per pound	70	2.44	589	2.60	112	1.18
SEASONAL ITEMS								
Commodity	Variety	Unit	THIS WEEK		LAST WEEK		LAST YEAR	
			Stores With Ads	Wtd Avg Price	Stores With Ads	Wtd Avg Price	Stores With Ads	Wtd Avg Price
Chayote		per pound	33	0.57	126	0.79	82	0.64
Chayote		each	138	0.34	210	0.35	245	0.32
Misc. Christmas Items	Poinsettias	6 inch pot	7,820	6.68	10,217	6.17	6,522	10.09
Misc. Christmas Items	Poinsettias	8 inch pot	182	12.37	225	13.28	524	11.60
Potted Plants	Chrysanthemum	6 inch pot	11	6.99			12	9.99
Potted Plants	Longiflorum (Easter Lily)	6 inch pot	136	12.99				
Rose, Hybrid Tea		bunched 12s	2,054	12.76	1,109	12.93	752	9.79
Tulips		bunched 10s	640	5.94	190	8.99	204	7.92



REGIONAL DETAILS

Commodity Variety	Unit	NORTHEAST U.S.				SOUTHEAST U.S.				MIDWEST U.S.			
		Price Range	Stores with Ads	Wtd Avg Price	% Marked Local	Price Range	Stores with Ads	Wtd Avg Price	% Marked Local	Price Range	Stores with Ads	Wtd Avg Price	% Marked Local
FRUITS													
Apples Braeburn	per pound									0.98-1.49	260	1.22	
Apples Braeburn	3 lb bag									2.50	39	2.50	
Apples Fuji	per pound	1.29-2.49	538	1.96		1.19-1.69	72	1.65		0.49-1.99	665	1.45	
Apples Fuji	3 lb bag	2.99-3.49	312	3.49		3.49	366	3.49		2.50-3.99	433	3.49	
Apples Fuji	2 lb bag									3.99	2	3.99	
Apples Gala	per pound	0.97-1.99	1,110	1.28	4	0.78-1.99	756	1.62		0.77-1.99	1,102	1.29	
Apples Gala	3 lb bag	2.99-4.99	639	4.07		2.00-3.49	388	3.46		1.98-3.99	565	3.37	
Apples Gala	5 lb bag					2.95-4.99	654	4.57					
Apples Gala	2 lb bag	2.00	88	2.00						3.99	2	3.99	
Apples Golden Delicious	per pound	0.99-1.69	123	1.30	35	1.29	58	1.29		0.59-1.69	66	1.35	
Apples Golden Delicious	3 lb bag	2.99	2	2.99		2.00-3.49	38	3.03		1.49-3.49	97	3.09	
Apples Golden Delicious	5 lb bag					3.99	14	3.99					
Apples Granny Smith	per pound	0.99-1.99	196	1.66		1.19-1.99	662	1.71		0.77-1.99	774	1.45	
Apples Granny Smith	3 lb bag	3.49-4.99	565	4.17		3.49	366	3.49		3.49-3.99	425	3.51	
Apples Granny Smith	2 lb bag									3.99	2	3.99	
Apples Honeycrisp	per pound	0.99-3.99	693	2.61		0.90-3.99	3,225	1.88		0.99-3.99	800	1.80	3
Apples Honeycrisp	3 lb bag	4.88-5.00	369	4.94		4.88	15	4.88					
Apples Honeycrisp	5 lb bag									3.88	9	3.88	
Apples Jonagold	per pound									1.29	6	1.29	
Apples Jonagold	3 lb bag									2.50	6	2.50	
Apples Jonagold	5 lb bag					2.95	7	2.95					
Apples Jonathan	3 lb bag					3.49	14	3.49		3.00	4	3.00	
Apples McIntosh	per pound	0.99-1.49	234	1.38	3					1.29	116	1.29	
Apples McIntosh	3 lb bag	2.00-2.99	120	2.67		2.75-3.49	24	3.18		1.49-3.00	54	2.37	
Apples McIntosh	2 lb bag	2.00	88	2.00									
Apples Pink Lady/Cripps Pink	per pound	1.69	16	1.69		1.69	10	1.69		0.98-1.99	751	1.45	
Apples Pink Lady/Cripps Pink	3 lb bag					3.99	68	3.99					
Apples Red Delicious	per pound	0.97-1.69	439	1.11	10	0.62-1.29	234	0.93		0.87-1.49	249	1.41	
Apples Red Delicious	3 lb bag	1.98-4.99	641	3.99		1.79-3.49	481	3.40		1.49-3.99	527	3.41	

Wtd Avg - Simple weighted average



Commodity Variety	Unit	NORTHEAST U.S.				SOUTHEAST U.S.				MIDWEST U.S.			
		Price Range	Stores with Ads	Wtd Avg Price	% Marked Local	Price Range	Stores with Ads	Wtd Avg Price	% Marked Local	Price Range	Stores with Ads	Wtd Avg Price	% Marked Local
Apples Red Delicious	5 lb bag					3.99	22	3.99					
Apples Rome	per pound	0.99-1.49	82	1.17		0.99	2	0.99					
Apples Rome	3 lb bag					2.00-3.49	30	2.70					
Apples Rome	5 lb bag					2.98	200	2.98					
Apples, Processed Juice	64 oz (1/2 gallon)	0.99-4.29	764	2.09		1.25-2.00	1,313	1.99		0.98-2.50	229	1.81	
Apples, Processed Juice	128 oz (1 gallon)	2.99	86	2.99									
Apples, Processed Juice Marked Cider	64 oz (1/2 gallon)	1.49-4.99	897	2.97		1.88-3.49	290	3.17		1.49-2.99	136	1.63	10
Apples, Processed Juice Marked Cider	128 oz (1 gallon)	2.99-5.99	273	4.05		5.99	68	5.99		4.99	37	4.99	35
Avocados Hass	each	0.99-1.99	829	1.28		0.50-1.50	620	0.98		0.50-1.50	1,452	0.90	
Avocados Various Greenskin Varieties	each					1.00	15	1.00		0.99-1.00	22	1.00	
Avocados Various Greenskin Varieties	per pound									0.99	3	0.99	
Bananas	per pound	0.29-0.67	256	0.41		0.25-0.79	410	0.48		0.39-0.49	178	0.41	
Blueberries	6 oz package	1.77-3.99	1,628	3.25		1.99-3.50	593	2.95		1.99-3.99	903	3.07	
Blueberries	1 pint package	2.49-3.99	933	3.07		2.49-3.99	2,652	3.05		2.49-3.99	1,344	3.05	
Blueberries	18 oz package	6.99	70	6.99									
Cantaloups	each	1.50-3.33	1,088	2.64		1.00-3.29	1,368	2.54		1.28-3.00	381	1.94	
Cantaloups	per pound									0.66-0.89	36	0.70	
Cherries Red Varieties	per pound	4.99-5.99	843	5.01		4.99-6.99	212	5.67		4.99-5.99	279	5.12	
Clementines	5 lb package	4.99-7.99	882	5.31		4.99-7.99	307	5.73		3.99-6.99	588	5.14	
Clementines	3 lb bag	2.49-6.99	1,709	4.04		2.49-5.99	911	4.35		0.99-4.99	1,323	3.99	
Clementines	2 lb bag	3.99	184	3.99		1.88-2.99	192	2.18		0.99-4.99	153	4.36	
Cranberries	12 oz bag	1.98-2.99	1,138	2.14		1.50-2.50	1,828	1.93		0.99-2.99	1,374	2.05	
Fruit, Other Apple Pears	per pound	2.49	22	2.49		2.49	220	2.49		0.99	12	0.99	
Fruit, Other Apple Pears	each	3.00	19	3.00									
Fruit, Other Cactus Pears	each	0.67-1.50	13	1.12									
Grapefruit Red	each	0.50-2.00	734	1.14		0.75-1.29	83	0.84		0.75-1.33	209	0.81	
Grapefruit Red	per pound					0.74	69	0.74		0.59-1.39	350	0.78	
Grapefruit Red	5 lb bag	5.97	18	5.97		3.98-3.99	222	3.98		3.88-4.99	131	4.55	
Grapes Black Seedless	per pound	0.99-2.49	583	1.52		1.38-2.69	1,460	2.21		1.29-2.99	517	2.37	
Grapes Red Globe	per pound	1.49-2.00	339	1.58		1.98-2.69	592	2.44					
Grapes Red Seedless	per pound	0.97-2.99	1,740	1.48		0.69-2.69	3,139	2.24		0.88-3.48	1,655	2.05	
Grapes White Seedless Type	per pound	0.99-2.99	1,073	1.65		0.69-2.69	2,678	2.31		0.89-2.99	994	1.90	

Wtd Avg - Simple weighted average



Commodity Variety	Unit	NORTHEAST U.S.				SOUTHEAST U.S.				MIDWEST U.S.			
		Price Range	Stores with Ads	Wtd Avg Price	% Marked Local	Price Range	Stores with Ads	Wtd Avg Price	% Marked Local	Price Range	Stores with Ads	Wtd Avg Price	% Marked Local
Honeydews	each	2.99-5.99	532	3.58		2.75-3.99	120	3.88		3.00	11	3.00	
Honeydews	per pound									0.66	30	0.66	
Kiwifruit Hayward	each	0.25-0.50	131	0.41		0.20-0.25	254	0.24		0.20-0.50	46	0.38	
Kiwifruit Hayward	1 lb bag					1.95	136	1.95					
Lemons	each	0.33-0.89	791	0.55		0.34-0.69	606	0.66		0.33-0.89	265	0.70	
Lemons	per pound					0.79	8	0.79		0.99	7	0.99	
Lemons	2 lb package									3.99	17	3.99	
Lemons	2 lb bag	3.99-4.88	198	4.84		3.99-4.88	37	4.35		1.99-2.99	25	2.87	
Limes	each	0.15-0.75	442	0.31		0.05-0.34	495	0.30		0.05-0.75	198	0.21	
Limes	per pound									0.59	8	0.59	
Mangoes	each	0.49-1.99	1,264	1.07		0.50-1.00	1,098	0.90		0.50-1.50	1,412	0.84	
Misc Berries Blackberries	5.6 - 6 oz package	0.97-3.99	1,950	2.29		0.99-3.50	2,816	2.17		0.98-3.33	1,728	1.68	
Nectarines Various Yellow Flesh Varieties	per pound	2.99	46	2.99									
Oranges Navel	each	0.25-1.25	1,681	1.00		0.20-1.25	399	0.65		0.50-1.00	573	0.82	
Oranges Navel	per pound	0.99-1.49	17	1.20		0.88-0.98	1,166	0.98		0.79-1.59	120	1.13	
Oranges Navel	3 lb bag	2.79-3.99	362	2.86		1.95-3.99	372	3.20		1.88-4.99	194	3.05	
Oranges Navel	4 lb bag	2.98-5.99	978	4.59		1.99-4.99	463	3.99		1.88-5.99	881	3.23	
Oranges Navel	8 lb bag					4.77-7.99	313	6.31		4.99-5.99	44	5.47	
Oranges Valencia	3 lb bag					2.99	11	2.99					
Oranges Valencia	4 lb bag	3.99	21	3.99		3.99	34	3.99					
Papaya Maradol/Tainung Types	per pound	0.79-0.99	351	0.99		0.59-0.99	36	0.61		0.68-0.99	24	0.83	
Papaya Maradol/Tainung Types	each	0.99	9	0.99									
Peaches Various Yellow Flesh Varieties	per pound	2.99	46	2.99									
Pears Bartlett	per pound	0.99-1.99	630	1.62		0.98-1.68	2,446	1.36		0.79-1.49	937	1.19	
Pears Bartlett	3 lb bag									3.99	143	3.99	
Pears Bosc	per pound	0.98-1.99	652	1.63		1.19-1.68	2,327	1.37		0.79-1.59	485	1.08	
Pears Bosc	3 lb bag									3.99	116	3.99	
Pears D'Anjou	per pound	1.27-1.99	608	1.70		0.87-1.68	1,496	1.45		0.98-1.49	223	1.12	
Pears D'Anjou	3 lb bag									3.99	116	3.99	
Pineapples	each	1.29-3.99	2,025	2.20		0.98-2.99	4,029	1.99		0.88-3.49	1,707	1.70	
Pomegranates	each	1.50-3.00	865	2.52		1.50-2.99	1,049	1.58		0.99-2.99	305	2.68	

Wtd Avg - Simple weighted average



Commodity Variety	Unit	NORTHEAST U.S.				SOUTHEAST U.S.				MIDWEST U.S.			
		Price Range	Stores with Ads	Wtd Avg Price	% Marked Local	Price Range	Stores with Ads	Wtd Avg Price	% Marked Local	Price Range	Stores with Ads	Wtd Avg Price	% Marked Local
Persimmons	each	0.99-2.50	191	1.67						0.99	17	0.99	
Raspberries Red	6 oz package	1.77-3.99	1,193	3.26		2.29-3.50	1,312	3.05		1.99-3.50	597	2.64	
Strawberries	1 lb package	2.99-3.99	435	3.36		2.50-3.34	830	3.17		2.00-3.99	36	2.93	
Tangerines	per pound									1.39	12	1.39	
Tangerines	5 lb package	6.99	255	6.99						3.99-5.99	700	4.10	
Tangerines	3 lb bag	2.99-5.99	437	5.84		2.79-6.99	1,769	4.30		3.98-4.99	52	4.43	
Tangerines	2 lb bag					3.99	9	3.99		2.88-2.99	267	2.91	
Tangerines	each	0.40-0.69	16	0.53									
Watermelons Red Flesh Seedless Miniature	each	3.33-4.99	743	3.96		3.97	68	3.97		2.50	496	2.50	
FRUITS - ORGANIC													
Apples Braeburn	per pound									1.99	11	1.99	
Apples Fuji	per pound	1.49-2.49	138	2.24		1.49-1.99	465	1.76		0.99-1.99	533	1.31	
Apples Fuji	3 lb bag									3.99	5	3.99	
Apples Fuji	2 lb bag					2.99	8	2.99		3.99	121	3.99	
Apples Gala	per pound	1.49-2.49	326	1.87		1.49-1.99	685	1.83		0.69-1.99	784	1.47	
Apples Gala	3 lb bag	3.99	5	3.99						3.99	5	3.99	
Apples Gala	2 lb bag	3.47	30	3.47		2.98-3.50	557	3.46		3.99	148	3.99	
Apples Golden Delicious	per pound	1.99-2.49	85	2.28									
Apples Granny Smith	per pound	1.49	9	1.49		1.48-1.99	484	1.76		0.99-1.99	549	1.32	
Apples Granny Smith	3 lb bag									3.99	5	3.99	
Apples Granny Smith	2 lb bag	3.47	30	3.47		3.50	518	3.50		3.99	121	3.99	
Apples Honeycrisp	per pound	3.49-3.99	211	3.58		2.99-3.99	1,291	3.08		2.49-3.99	291	3.05	
Apples Jonagold	per pound					1.77	12	1.77		0.79-1.77	20	1.19	
Apples Pink Lady/Cripps Pink	per pound	2.49	8	2.49									
Apples Red Delicious	per pound	2.29-2.49	77	2.31						0.99	6	0.99	
Apples Red Delicious	2 lb bag	3.47	30	3.47		2.99	8	2.99					
Apples, Processed Juice	64 oz (1/2 gallon)	3.29	3	3.29									
Avocados Hass	each	1.67-1.99	142	1.69		1.25	31	1.25		0.99-1.25	193	1.16	
Bananas	per pound	0.49-0.99	190	0.67		0.69	220	0.69		0.79-0.89	45	0.85	
Blueberries	6 oz package	3.99-5.00	186	4.10		2.98-5.00	425	3.74		2.49-5.00	122	3.06	
Cranberries	12 oz bag	2.99	21	2.99		1.98	1,338	1.98					

Wtd Avg - Simple weighted average



Commodity Variety	Unit	NORTHEAST U.S.				SOUTHEAST U.S.				MIDWEST U.S.			
		Price Range	Stores with Ads	Wtd Avg Price	% Marked Local	Price Range	Stores with Ads	Wtd Avg Price	% Marked Local	Price Range	Stores with Ads	Wtd Avg Price	% Marked Local
Cranberries	8 oz package	2.99	123	2.99									
Grapes Black Seedless	per pound									2.99	43	2.99	
Grapes Red Seedless	per pound					2.48	9	2.48		2.48-3.49	182	2.85	
Grapes White Seedless Type	per pound					2.48	9	2.48		2.48-2.99	87	2.94	
Kiwifruit Hayward	1 lb bag	5.00	415	5.00									
Lemons	each	0.99	25	0.99						1.00	7	1.00	
Lemons	2 lb bag	3.99	6	3.99						4.99	192	4.99	
Limes	each									1.00	7	1.00	
Mangoes	each	1.49-2.00	62	1.96						1.25	124	1.25	
Misc Berries Blackberries	5.6 - 6 oz package	3.97-5.00	56	4.34		2.98-5.00	150	4.58		2.50-5.00	140	2.93	
Oranges Navel	each	0.80-1.67	122	1.50									
Oranges Navel	per pound	1.99	70	1.99		1.77-1.99	49	1.94		1.39-1.99	35	1.76	
Oranges Navel	3 lb bag									4.99	5	4.99	
Pears Bartlett	per pound	1.99-2.49	72	2.23		1.48-1.90	33	1.51		1.79-1.99	16	1.87	
Pears Bosc	per pound	1.79-2.99	248	2.00		1.48-1.79	120	1.71		1.79	61	1.79	
Pears D'Anjou	per pound	1.99-2.49	201	2.08		1.48	31	1.48		1.99	5	1.99	
Pineapples	each									3.99	5	3.99	
Raspberries Red	6 oz package	5.00	20	5.00		2.98-5.00	150	4.58		5.00	24	5.00	
Strawberries	1 lb package	3.99-4.99	100	4.18									
Tangerines	per pound									2.49-3.49	22	2.99	
Tangerines	2 lb bag									3.99	80	3.99	

ONIONS AND POTATOES

Onions, Dry Red	per pound	0.69-1.29	95	1.06		0.77-1.49	20	1.01		0.59-1.28	321	1.10	
Onions, Dry Red	2 lb bag	0.99	26	0.99						2.00	15	2.00	
Onions, Dry White	per pound	0.99-1.29	149	1.06		0.77-0.99	22	0.87		0.69-0.99	122	0.85	
Onions, Dry White	2 lb bag									2.00	15	2.00	
Onions, Dry White	3 lb bag									1.28	8	1.28	
Onions, Dry Yellow	per pound	0.69-0.79	57	0.78		0.34-1.99	166	0.76		0.38-0.99	294	0.55	
Onions, Dry Yellow	2 lb bag	0.99-1.69	197	1.32		0.98-1.99	35	1.41		0.89	12	0.89	
Onions, Dry Yellow	3 lb bag	1.29-3.99	752	2.63		1.00-2.99	2,165	2.10	1	0.97-2.00	455	1.62	5
Onions, Dry Yellow	5 lb bag	2.49-3.99	317	3.30						2.00-2.50	49	2.40	80
Onions, Dry	per pound	0.79-1.99	774	1.32		0.77-1.29	402	1.15		0.49-	621	0.99	

Wtd Avg - Simple weighted average



Commodity Variety	Unit	NORTHEAST U.S.				SOUTHEAST U.S.				MIDWEST U.S.			
		Price Range	Stores with Ads	Wtd Avg Price	% Marked Local	Price Range	Stores with Ads	Wtd Avg Price	% Marked Local	Price Range	Stores with Ads	Wtd Avg Price	% Marked Local
Yellow Marked Sweet										1.29			
Onions, Dry Yellow Marked Sweet	2 lb bag					1.04	40	1.04					
Onions, Dry Yellow Marked Sweet	3 lb bag	2.49-3.49	85	2.54		1.95-3.00	58	2.50		2.49	11	2.49	
Onions, Dry Yellow Marked Sweet	5 lb bag	3.99	74	3.99		3.99	957	3.99					
Potatoes Round Red	per pound	0.69-1.29	441	0.85						0.79-0.99	39	0.91	
Potatoes Round Red	3 lb bag	2.50-2.99	430	2.70						2.50	11	2.50	
Potatoes Round Red	5 lb bag	2.50-3.99	256	2.90		1.87-3.50	1,271	2.56		0.98-3.50	1,051	2.89	
Potatoes Round Red	10 lb bag					2.99	34	2.99		2.88-2.99	45	2.97	
Potatoes Round White	per pound									0.79	15	0.79	
Potatoes Round White	3 lb bag	2.99	175	2.99									
Potatoes Round White	5 lb bag	0.99-3.49	624	2.18		2.00-2.99	78	2.81		1.99	13	1.99	100
Potatoes Russet	per pound	0.89-1.29	363	1.05		0.25-0.99	325	0.72		0.39-1.99	415	0.63	
Potatoes Russet	3 lb bag	3.49	5	3.49									
Potatoes Russet	5 lb bag	1.50-3.99	662	2.26		0.98-2.99	1,283	2.90		0.89-2.99	346	1.69	
Potatoes Russet	10 lb bag	4.99	144	4.99		2.89-4.99	871	4.54		1.99-3.99	484	2.83	
Potatoes Russet	8 lb bag	1.98-2.99	103	2.34		1.98-3.99	361	2.86		0.99-2.99	337	2.80	
Potatoes Yellow Type	per pound	0.69	255	0.69									
Potatoes Yellow Type	3 lb bag	2.99	175	2.99									
Potatoes Yellow Type	5 lb bag	2.50-3.99	107	3.12		1.99-2.99	334	2.91		1.69-3.50	993	2.94	
ONIONS AND POTATOES - ORGANIC													
Onions, Dry Yellow	per pound	3.49	28	3.49						0.69	11	0.69	
Onions, Dry Yellow	3 lb bag	3.49-3.99	84	3.51		2.35	200	2.35					
Potatoes Round Red	3 lb bag	3.99	175	3.99						1.79-3.00	18	2.53	
Potatoes Russet	3 lb bag	2.49-4.99	273	3.63		2.98	12	2.98		1.79-3.99	31	3.27	
Potatoes Russet	5 lb bag	3.49-5.99	433	5.02						1.99	11	1.99	
Potatoes Yellow Type	3 lb bag	2.49-3.99	255	3.52						1.79-3.99	35	3.24	
Potatoes Yellow Type	5 lb bag									2.50-3.99	22	2.91	
VEGETABLES													
Artichokes	each	1.50	64	1.50		1.50-2.00	27	1.61		0.49	6	0.49	
Asparagus Green	per pound	1.99-3.99	712	2.74		1.99-3.99	1,482	3.03		0.98-3.99	663	2.22	
Bok Choy	per pound					0.98	12	0.98		0.98	7	0.98	

Wtd Avg - Simple weighted average



Commodity Variety	Unit	NORTHEAST U.S.				SOUTHEAST U.S.				MIDWEST U.S.			
		Price Range	Stores with Ads	Wtd Avg Price	% Marked Local	Price Range	Stores with Ads	Wtd Avg Price	% Marked Local	Price Range	Stores with Ads	Wtd Avg Price	% Marked Local
Beans Round Green Type	per pound	0.89-1.99	639	1.84		1.19-1.79	1,539	1.49		0.99-3.99	1,535	1.48	
Broccoli	per pound					1.77	12	1.77		1.29-1.77	82	1.50	
Broccoli	per bunch	2.50	22	2.50		2.50	220	2.50		1.99-2.50	61	2.34	
Broccoli Crown Cut	per pound	0.89-1.99	894	1.82	20	1.79-2.69	389	2.03		0.99-2.59	328	1.96	
Brussels Sprouts	per pound	1.29-3.99	841	2.30		1.98-2.99	422	2.90		1.29-2.88	967	1.63	
Beets	per bunch	2.50	5	2.50									
Beets	per pound									0.49	3	0.49	
Cabbage Round Green Type	per pound	0.57-0.89	94	0.59		0.40-0.79	1,011	0.58		0.88	6	0.88	
Carrots	per pound									0.48	8	0.48	
Carrots	1 lb bag	0.50-0.89	122	0.72		0.66-0.79	125	0.74		0.79	116	0.79	
Carrots	2 lb bag	0.99-1.50	92	1.38		0.98	30	0.98		0.99-1.50	40	1.35	
Carrots	per bunch	1.99	86	1.99									
Carrots Baby Peeled	1 lb bag	0.79-1.67	396	1.39		0.88-2.50	230	1.47		0.98-1.50	508	1.20	
Carrots Baby Peeled	2 lb bag	2.00-2.99	166	2.43		2.69	6	2.69		2.49-2.69	501	2.62	
Cauliflower	each	1.99-3.97	316	2.85		1.99-3.69	963	2.00		2.50-2.99	166	2.84	
Cauliflower	per pound									0.99-1.99	199	1.93	
Celery	each	0.97-2.49	689	1.34		0.50-1.50	327	0.91		0.98-1.99	513	1.64	
Celery	per pound					0.99	16	0.99					
Celery Hearts	each	1.99-3.99	163	2.70		1.49-2.99	514	2.43		2.50	25	2.50	
Celery Hearts	per pound	2.00	267	2.00									
Chinese Cabbage	per pound					0.98	12	0.98					
Cilantro	per bunch	0.69-1.49	188	0.94		0.33-0.99	1,198	0.96		0.33-0.88	373	0.70	
Corn-Sweet	each	0.50	24	0.50		0.39	11	0.39	100	0.50-1.25	97	0.69	
Cucumbers	each	0.40-1.00	1,091	0.72		0.33-1.00	111	0.62		0.50-1.00	466	0.55	
Cucumbers Long Seedless-Greenhouse	each	0.99-2.50	253	1.62		0.78-1.29	996	1.27		0.69-2.00	145	1.34	
Eggplant	per pound	0.89-1.69	839	1.42		0.99-1.49	38	1.02		0.69-1.69	244	1.02	
Eggplant	each					1.49-1.50	518	1.50					
Garlic	per pound	2.97	30	2.97									
Garlic	per sleeve	1.00-1.99	158	1.84									
Greens Collard	per bunch					0.59-2.98	244	2.63					
Greens Collard	per pound	0.99-1.19	160	1.01		1.19	10	1.19					
Greens Collard	1 lb bag	2.50	415	2.50		2.00	59	2.00					



Commodity Variety	Unit	NORTHEAST U.S.				SOUTHEAST U.S.				MIDWEST U.S.			
		Price Range	Stores with Ads	Wtd Avg Price	% Marked Local	Price Range	Stores with Ads	Wtd Avg Price	% Marked Local	Price Range	Stores with Ads	Wtd Avg Price	% Marked Local
Greens Kale	per bunch	2.50	5	2.50		0.59-1.50	1,151	1.49					
Greens Kale	per pound	0.99-1.19	169	1.01		1.19	10	1.19					
Greens Kale	1 lb bag	2.50	415	2.50									
Greens Mustard	per bunch					0.59-0.69	40	0.65					
Greens Mustard	per pound	0.99-1.19	25	1.12									
Greens Mustard	1 lb bag	2.50	415	2.50		2.00	59	2.00					
Greens Turnip Tops	per bunch					0.59-0.69	40	0.65					
Greens Turnip Tops	per pound	0.99-1.19	25	1.12		1.19	10	1.19					
Greens Turnip Tops	1 lb bag	2.50	415	2.50		2.00	59	2.00					
Lettuce, Iceberg	each	0.99-1.50	49	1.27		0.99	235	0.99					
Lettuce, Other Green Leaf	each					0.99	16	0.99					
Lettuce, Other Green Leaf	per pound								0.99	21	0.99		
Lettuce, Other Red Leaf	per pound								0.99	21	0.99		
Lettuce, Romaine Hearts	3 count package	2.50	18	2.50					2.99	7	2.99		
Mushrooms Portobella	per pound	2.99	6	2.99									
Mushrooms Portobella	6 oz package	2.50-3.49	231	2.93					2.50-2.99	33	2.77		
Mushrooms White	per pound	2.49	22	2.49		2.49	220	2.49	2.99	12	2.99		
Mushrooms White	8 oz package	0.99-2.50	794	1.94		1.50-2.50	1,407	1.85	1.50-3.00	665	2.24		
Onions Green	per bunch	0.40	26	0.40		0.33-0.69	82	0.47	0.33-0.89	305	0.49		
Peppers, Bell Type Green	per pound	1.47-1.99	155	1.80		0.98-1.99	23	1.20	1.99	7	1.99		
Peppers, Bell Type Green	each	0.46-1.00	235	0.98		0.79-1.00	57	0.94	0.50-1.00	118	0.79		
Peppers, Bell Type Orange	per pound	2.99-3.99	418	3.34					2.49-2.99	240	2.52		
Peppers, Bell Type Orange	each	1.67	166	1.67		0.98-1.67	232	1.63	0.98-1.69	46	1.41		
Peppers, Bell Type Orange-Greenhouse	per pound	2.49-3.99	24	3.80									
Peppers, Bell Type Orange-Greenhouse	each	1.67	415	1.67		1.67	78	1.67					
Peppers, Bell Type Red	per pound	1.99-3.99	460	3.27		1.59	2	1.59	2.49-2.99	240	2.52		
Peppers, Bell Type Red	each	1.00-1.67	356	1.31		0.98-1.67	247	1.60	0.98-1.69	115	1.32		
Peppers, Bell Type Red-Greenhouse	per pound	2.49-3.99	24	3.80									
Peppers, Bell Type Red-Greenhouse	each	1.67	415	1.67		1.67	78	1.67					
Peppers, Bell Type Yellow	per pound	2.99-3.99	418	3.34					2.49-2.99	240	2.52		
Peppers, Bell Type Yellow	each	1.67	166	1.67		0.98-1.67	232	1.63	0.98-1.69	115	1.32		
Peppers, Bell Type Yellow-Greenhouse	per pound	2.49-3.99	24	3.80									
Peppers, Bell Type Yellow-Greenhouse	each	1.67	415	1.67		1.67	78	1.67					



Commodity Variety	Unit	NORTHEAST U.S.				SOUTHEAST U.S.				MIDWEST U.S.			
		Price Range	Stores with Ads	Wtd Avg Price	% Marked Local	Price Range	Stores with Ads	Wtd Avg Price	% Marked Local	Price Range	Stores with Ads	Wtd Avg Price	% Marked Local
Yellow-Greenhouse													
Peppers, Other Jalapeno	per pound	1.48	57	1.48						1.37-1.99	126	1.94	
Peppers, Other Mixed Mini Sweet Types	1 lb package	4.47	18	4.47		2.99	18	2.99					
Peppers, Other Serrano	per pound									1.37	10	1.37	
Radishes	per bunch	0.89-0.99	16	0.93		0.33	31	0.33					
Radishes	1 lb bag	1.99-2.00	61	1.99						0.99-1.69	170	1.56	
Salad Mixed Types	1 lb bag					1.50	43	1.50		2.00	11	2.00	
Salad Mixed Types	10 - 12 oz package	2.50-3.99	740	2.56		1.25-3.50	184	2.01		0.99-5.00	207	2.36	
Salad Mixed Types	5 - 9 oz package	2.50-3.29	856	2.58		2.00-3.00	1,072	2.05		1.25-3.00	370	2.68	
Spinach	per bunch	2.99	79	2.99		0.98	12	0.98		0.98-0.99	13	0.98	
Spinach Flat, Baby Type	10 oz package	1.99-2.50	43	2.20									
Spinach Flat, Baby Type	1 lb package	2.98	57	2.98		2.50	78	2.50					
Spinach Flat, Baby Type	8 oz package	2.29-3.00	95	2.48		2.00	10	2.00		2.00-3.00	35	2.86	
Spinach Flat, Baby Type	5 - 6 oz package	2.50	267	2.50						1.94-2.50	23	2.35	
Squash Acorn	per pound	0.59-0.99	630	0.93		0.88-0.99	100	0.96		0.79-1.28	436	1.09	1
Squash Butternut	per pound	0.57-0.99	752	0.89	4	0.78-0.99	140	0.94		0.79-1.28	436	1.09	1
Squash Spaghetti	per pound	0.59-0.99	745	0.94		0.88-0.99	122	0.96		0.79-1.28	436	1.09	1
Squash Yellow Crookneck/Straightneck	per pound	1.29-1.79	255	1.61		0.79-1.69	932	1.54		0.99-1.48	57	1.23	
Squash Zucchini	per pound	0.69-1.90	715	1.51		0.79-1.69	924	1.54		0.49-1.48	293	0.97	
Sweet Potatoes	per pound	0.47-1.49	2,068	0.80		0.33-1.79	876	0.66	1	0.38-1.49	444	0.89	
Tomatoes	per pound	0.98-1.49	45	1.47		0.68-1.48	95	1.18		1.49	8	1.49	
Tomatoes Vine Ripe - Heirloom Varieties	per pound					1.98	12	1.98		1.98	7	1.98	
Tomatoes Vine Ripes	per pound	1.99-2.47	273	2.02		1.39	957	1.39		1.99	10	1.99	
Tomatoes Vine Ripes-Greenhouse	per pound	1.99-2.49	18	2.21		1.89	42	1.89		1.88	122	1.88	
Tomatoes Vine Ripes, On The Vine-Greenhouse	per pound	1.27-2.99	1,131	2.31		1.78-2.99	274	1.92		0.99-2.98	178	1.28	
Tomatoes, Cherry	1 pint package	2.50	9	2.50						1.49-2.00	33	1.73	
Tomatoes, Grape Type	1 pint package	1.50-2.79	607	2.52		1.98-2.50	345	2.38		1.49-2.50	211	2.20	
Tomatoes, Grape Type	10 oz package	2.50	415	2.50		2.50	88	2.50		2.29-3.00	314	2.70	
Tomatoes, Plum Type Roma	per pound	0.98-2.49	261	1.76		0.99	8	0.99		0.88-1.99	83	1.27	
Tomatillos	per pound									1.69	116	1.69	

Wtd Avg - Simple weighted average



Commodity Variety	Unit	NORTHEAST U.S.				SOUTHEAST U.S.				MIDWEST U.S.			
		Price Range	Stores with Ads	Wtd Avg Price	% Marked Local	Price Range	Stores with Ads	Wtd Avg Price	% Marked Local	Price Range	Stores with Ads	Wtd Avg Price	% Marked Local
VEGETABLES - ORGANIC													
Asparagus Green	per pound									4.99	11	4.99	
Beans Round Green Type	per pound	2.49	5	2.49						2.99	375	2.99	
Broccoli	per pound	2.49	415	2.49		2.49	78	2.49		1.49-1.99	80	1.92	
Broccoli	per bunch	2.99-3.99	18	3.55						2.49	11	2.49	
Broccoli Baby Hybrid Type	per bunch					1.98	31	1.98					
Brussels Sprouts	per pound									3.99	96	3.99	
Beets	per bunch	2.00-2.49	13	2.26									
Cabbage Red Type	per pound	0.99	5	0.99									
Cabbage Round Green Type	per pound	0.99	5	0.99									
Carrots	per pound									0.99	69	0.99	
Carrots	1 lb bag	0.99	43	0.99						0.99	12	0.99	
Carrots	2 lb bag	1.69	43	1.69									
Carrots	per bunch	2.00-2.50	99	2.47		2.50	2	2.50		2.99	18	2.99	
Carrots Baby Peeled	1 lb bag	1.69-2.50	503	2.24		1.50-1.68	84	1.68		1.25-2.00	128	1.60	
Carrots Baby Peeled	2 lb bag									1.99	11	1.99	
Cauliflower	each	3.99	175	3.99									
Cauliflower	per pound									1.99	69	1.99	
Celery	each	2.29-2.50	171	2.48		1.98	82	1.98		1.99-2.49	222	2.42	
Celery	per pound									0.89	11	0.89	
Celery Hearts	each	2.49-3.99	275	2.83						2.50	20	2.50	
Cilantro	per bunch	1.99	21	1.99						0.99	3	0.99	
Cucumbers	each					0.98	12	0.98		0.98	7	0.98	
Cucumbers	per pound									1.29	11	1.29	
Cucumbers Long Seedless-Greenhouse	each	2.00-2.99	177	2.18									
Eggplant	per pound	1.69	6	1.69									
Greens Collard	per bunch	2.49	7	2.49									
Greens Kale	per bunch	2.50	101	2.50		2.50	2	2.50		2.49	8	2.49	
Greens Kale	per pound									1.49-2.99	74	1.59	
Lettuce, Romaine Hearts	3 count package	3.29-3.99	100	3.42									
Mushrooms Portobella	6 oz package	3.49-3.99	107	3.59						2.99	1	2.99	
Mushrooms White	per pound	1.99	8	1.99									

Wtd Avg - Simple weighted average



Commodity Variety	Unit	NORTHEAST U.S.				SOUTHEAST U.S.				MIDWEST U.S.			
		Price Range	Stores with Ads	Wtd Avg Price	% Marked Local	Price Range	Stores with Ads	Wtd Avg Price	% Marked Local	Price Range	Stores with Ads	Wtd Avg Price	% Marked Local
Mushrooms White	8 oz package	1.99-2.99	91	2.78		1.98-2.99	88	2.05		1.66-3.49	283	1.84	
Peppers, Bell Type Green	per pound									1.69	6	1.69	
Peppers, Bell Type Green	each	2.29	8	2.29									
Salad Mixed Types	1 lb bag	5.00-5.99	633	5.07						4.99	5	4.99	
Salad Mixed Types	10 - 12 oz package	3.99-5.99	49	5.75		4.98	12	4.98		3.99-5.00	65	4.39	
Salad Mixed Types	5 - 9 oz package	2.00-3.99	265	3.70		2.99-3.99	17	3.40		2.50-3.99	62	2.98	
Spinach	per bunch					4.99	3	4.99		1.49	69	1.49	
Spinach Flat, Baby Type	10 oz package	5.99	43	5.99						4.99	24	4.99	
Spinach Flat, Baby Type	1 lb package	5.00	267	5.00									
Spinach Flat, Baby Type	5 - 6 oz package					1.49	40	1.49					
Squash Acorn	per pound	1.49-1.79	95	1.59		1.99	37	1.99		1.99	9	1.99	
Squash Butternut	per pound	1.49-1.79	95	1.59		1.99	37	1.99		1.99	9	1.99	
Squash Spaghetti	per pound	1.49-1.79	95	1.59		1.99	37	1.99		1.99	9	1.99	
Squash Yellow Crookneck/Straightneck	per pound					1.48	12	1.48		1.19-1.48	18	1.30	
Squash Zucchini	per pound					1.48	12	1.48		1.19-1.49	34	1.39	
Sweet Potatoes	per pound	1.49-1.99	329	1.89		1.00-1.99	994	1.04		1.19-1.99	212	1.95	
Tomatoes	per pound									2.49	11	2.49	
Tomatoes Vine Ripes, On The Vine-Greenhouse	per pound	2.99-3.99	493	3.53		2.49	109	2.49		2.88	192	2.88	
Tomatoes, Grape Type	1 pint package	2.50-3.99	234	3.45		2.00-3.50	76	2.78		2.99-3.50	16	3.28	
Tomatoes, Grape Type	10 oz package									3.49	8	3.49	
Tomatoes, Plum Type Roma	per pound	2.50	57	2.50						2.49	7	2.49	
SEASONAL ITEMS													
Chayote	each	0.34-0.50	17	0.40		0.34	10	0.34					
Misc. Christmas Items Poinsettias	6 inch pot	3.34-6.99	1,829	5.70		3.49-6.99	2,662	6.40		3.99-12.00	757	7.85	12
Misc. Christmas Items Poinsettias	8 inch pot	9.99-16.99	182	12.37									
Potted Plants Chrysanthemum	6 inch pot									6.99	11	6.99	
Potted Plants Longiflorum (Easter Lily)	6 inch pot	12.99	136	12.99									
Rose, Hybrid Tea	bunched 12s	6.99-19.99	964	15.35		9.99-15.99	230	12.02		9.99-14.99	189	10.07	



Commodity Variety	Unit	SOUTH CENTRAL U.S.				SOUTHWEST U.S.				NORTHWEST U.S.			
		Price Range	Stores with Ads	Wtd Avg Price	% Marked Local	Price Range	Stores with Ads	Wtd Avg Price	% Marked Local	Price Range	Stores with Ads	Wtd Avg Price	% Marked Local
FRUITS													
Apples Braeburn	per pound	0.99	4	0.99		0.49-1.69	62	0.64		0.78-0.99	68	0.92	13
Apples Fuji	per pound	0.77-1.99	675	1.61		0.33-1.99	1,337	0.92		0.88-1.99	251	1.01	25
Apples Fuji	3 lb bag	3.49-3.99	309	3.52		2.49-3.49	359	3.46		3.49	71	3.49	
Apples Fuji	5 lb bag					5.00	152	5.00					
Apples Gala	per pound	0.77-1.88	651	1.15		0.50-1.99	1,853	1.03		0.88-1.99	433	1.46	17
Apples Gala	3 lb bag	3.49-3.99	309	3.52		2.49-3.49	359	3.46		3.49	71	3.49	
Apples Gala	5 lb bag	4.99	49	4.99		5.00	152	5.00					
Apples Golden Delicious	per pound	1.50	25	1.50		0.88-1.69	325	0.90					
Apples Granny Smith	per pound	0.97-1.88	250	1.48		0.50-1.99	1,059	0.96		1.99	206	1.99	
Apples Granny Smith	3 lb bag	3.49-3.99	309	3.52		3.49	350	3.49		3.49	71	3.49	
Apples Granny Smith	5 lb bag					5.00	152	5.00					
Apples Honeycrisp	per pound	0.87-3.99	986	1.33		0.69-3.99	292	1.31		0.88-2.99	162	2.34	
Apples Jonagold	per pound	0.98-0.99	45	0.98						0.99	40	0.99	
Apples Pink Lady/Cripps Pink	per pound	0.77-1.88	235	1.19		1.99	8	1.99					
Apples Red Delicious	per pound	0.89-1.59	388	1.12		0.69-1.69	506	0.93					
Apples Red Delicious	3 lb bag	1.00-3.99	454	2.71		3.49	350	3.49		3.49	71	3.49	
Apples Red Delicious	5 lb bag	2.97-4.98	207	4.09									
Apples, Processed Juice	64 oz (1/2 gallon)	0.99-2.00	373	1.49		1.29-2.99	367	1.82		1.88	22	1.88	
Apples, Processed Juice	128 oz (1 gallon)					1.79	14	1.79					
Apples, Processed Juice Marked Cider	64 oz (1/2 gallon)					6.00	53	6.00					
Apples, Processed Juice Marked Cider	128 oz (1 gallon)					5.99	8	5.99					
Avocados Hass	each	0.33-1.67	993	0.99		0.25-2.00	2,408	0.91		0.50-1.89	449	1.07	
Avocados Various Greenskin Varieties	each	0.33-1.25	126	0.65		1.50	5	1.50		0.98	2	0.98	
Bananas	per pound	0.33-0.39	81	0.34		0.33-0.50	245	0.40		0.49-0.58	41	0.51	
Blueberries	4.4 oz package					2.50	113	2.50					
Blueberries	6 oz package	1.88-3.99	536	2.61		1.25-3.50	1,201	2.24		2.00-2.99	141	2.40	
Blueberries	1 pint package	2.00-5.00	975	3.19						2.50	8	2.50	
Blueberries	18 oz package									5.99-7.99	180	6.35	
Cantaloups	each	1.28-2.50	170	1.79		2.50-2.99	402	2.81		0.99-3.00	150	2.95	
Cherries Red Varieties	per pound	4.98-6.99	268	5.78		4.99-7.99	188	5.26		4.99	206	4.99	

Wtd Avg - Simple weighted average



Commodity Variety	Unit	SOUTH CENTRAL U.S.				SOUTHWEST U.S.				NORTHWEST U.S.			
		Price Range	Stores with Ads	Wtd Avg Price	% Marked Local	Price Range	Stores with Ads	Wtd Avg Price	% Marked Local	Price Range	Stores with Ads	Wtd Avg Price	% Marked Local
Clementines	5 lb package	3.99-6.99	465	5.72		4.98-5.99	310	5.72		5.00-9.99	361	5.10	
Clementines	3 lb bag	2.49-4.99	644	3.84		2.88-3.99	776	3.87		2.88-6.00	293	4.17	
Clementines	2 lb bag	1.88-2.97	215	2.52		2.49	15	2.49		2.49-2.99	39	2.61	
Cranberries	12 oz bag	1.98-2.99	1,290	2.01		0.95-1.98	549	1.89		1.66-2.50	220	1.97	
Cranberries	8 oz package	2.50	6	2.50									
Fruit, Other Apple Pears	per pound	1.89	5	1.89		2.29	72	2.29					
Fruit, Other Apple Pears	each	1.99	45	1.99		1.29	50	1.29					
Grapefruit Red	each	0.44-1.00	332	0.60		0.50-0.99	40	0.79		0.69-0.99	52	0.87	
Grapefruit Red	per pound	0.99	110	0.99									
Grapefruit Red	5 lb bag	2.50-4.98	394	3.70						4.99	9	4.99	
Grapes Black Seedless	per pound	0.69-2.49	704	1.62		0.97-2.49	640	1.64		1.98-2.49	293	2.24	
Grapes Red Globe	per pound	1.50-2.49	53	2.42									
Grapes Red Seedless	per pound	0.69-2.99	1,572	1.59		0.50-2.49	2,398	1.31		1.28-2.49	413	2.01	
Grapes White Seedless Type	per pound	0.69-2.99	826	1.74		0.77-2.49	1,311	1.62		1.28-2.49	379	2.03	
Honeydews	each									2.98	2	2.98	
Honeydews	per pound					1.29	8	1.29					
Kiwifruit Hayward	each	0.20	17	0.20		0.10-0.25	166	0.22		0.67-0.75	34	0.68	
Lemons	each	0.20-0.79	89	0.42		0.50-0.67	23	0.61		0.33-0.69	92	0.60	
Lemons	per pound					0.68-0.78	19	0.71					
Limes	each	0.05-0.25	221	0.16		0.04-0.33	63	0.22		0.25-0.33	54	0.29	
Limes	per pound					0.33-0.99	422	0.61					
Mangoes	each	0.42-1.50	527	0.83		0.25-1.99	734	0.79		0.79-1.50	67	1.22	
Misc Berries Blackberries	5.6 - 6 oz package	0.88-3.49	493	2.23		0.79-3.99	2,055	1.95		0.99-2.99	374	2.39	
Misc Citrus Satsuma	per pound					0.49-1.49	135	0.98		1.39-1.99	26	1.78	
Oranges Navel	each	0.11-0.75	188	0.39		0.50	23	0.50		1.25	206	1.25	
Oranges Navel	per pound	0.59-1.49	949	1.07		0.25-1.49	2,043	0.89		0.68-1.49	400	0.97	
Oranges Navel	3 lb bag	2.50-2.99	58	2.60									
Oranges Navel	4 lb bag	1.99-3.99	137	2.91		1.99-2.88	279	2.51		3.99	12	3.99	
Oranges Navel	8 lb bag	3.50-6.99	107	5.44		5.00	256	5.00					
Oranges Valencia	per pound					0.99	10	0.99					
Papaya Maradol/Tainung Types	per pound	0.79-0.89	57	0.84		0.33-0.99	208	0.63					
Papaya Maradol/Tainung Types	each					0.49	54	0.49					



Commodity Variety	Unit	SOUTH CENTRAL U.S.				SOUTHWEST U.S.				NORTHWEST U.S.			
		Price Range	Stores with Ads	Wtd Avg Price	% Marked Local	Price Range	Stores with Ads	Wtd Avg Price	% Marked Local	Price Range	Stores with Ads	Wtd Avg Price	% Marked Local
Papaya Solo Type	per pound	0.49	68	0.49		0.50-0.99	43	0.91					
Papaya Solo Type	each					3.99	9	3.99					
Pears Bartlett	per pound	0.89-1.99	683	1.61		0.68-1.69	206	0.85		0.69-1.00	262	0.98	
Pears Bosc	per pound	0.99-1.49	200	1.41		0.49-1.69	174	0.77		0.98-1.19	251	1.02	
Pears D'Anjou	per pound	0.99-1.49	280	1.40		0.50-1.69	81	1.00		0.98-1.00	26	0.99	
Pineapples	each	0.98-2.99	989	1.87		1.50-3.49	1,670	1.98		1.99-3.50	419	2.51	
Pineapples	per pound					0.33-0.99	426	0.72		0.49-0.99	23	0.60	
Plums	per pound					0.59-0.69	18	0.63					
Pomegranates	each	1.99-2.99	172	2.56		0.50-2.99	35	1.47		2.00-2.99	88	2.97	
Persimmons	each					0.25	54	0.25					
Persimmons	per pound					2.50	8	2.50					
Raspberries Red	6 oz package	1.49-3.49	694	2.35		1.67-3.99	1,251	2.57		1.50-3.00	467	2.40	
Strawberries	1 lb package	2.50-3.33	60	3.18						2.99	34	2.99	
Tangerines	per pound	0.99-1.19	20	1.04		0.88-1.99	81	1.34		1.68-1.99	25	1.89	
Tangerines	5 lb package					4.99	171	4.99					
Tangerines	3 lb bag	2.39-3.99	235	2.43		1.50-5.00	365	4.51		3.98	8	3.98	
Tangerines	2 lb bag					3.99	8	3.99					
Tangerines	each	0.20	21	0.20									
Tangelos	3 lb bag					4.99	69	4.99					
Watermelons Red Flesh Seedless Miniature	each					2.50-4.99	154	2.63					

FRUITS - ORGANIC

Apples Braeburn	per pound									1.77	2	1.77	
Apples Fuji	per pound	0.99-1.99	430	1.87		0.99-2.49	427	1.32	3	0.99-2.29	161	1.85	6
Apples Fuji	2 lb bag	2.99	47	2.99									
Apples Gala	per pound	0.99-1.99	465	1.89		0.99-1.99	594	1.57		0.99-1.99	17	1.11	
Apples Gala	2 lb bag	2.98-3.50	195	3.11		2.98	146	2.98					
Apples Golden Delicious	per pound					2.49	8	2.49					
Apples Granny Smith	per pound	0.99-1.99	431	1.88		0.99-1.99	234	1.03		0.99-1.99	19	1.18	
Apples Granny Smith	2 lb bag	3.50	49	3.50									
Apples Honeycrisp	per pound	1.49-3.99	125	2.39		1.99-2.99	695	2.53		1.98-2.49	22	2.33	14
Apples Jonagold	per pound	1.77	6	1.77						1.79	15	1.79	
Apples	per pound	1.99	148	1.99		2.49	17	2.49		1.99	2	1.99	

Wtd Avg - Simple weighted average



Commodity Variety	Unit	SOUTH CENTRAL U.S.				SOUTHWEST U.S.				NORTHWEST U.S.			
		Price Range	Stores with Ads	Wtd Avg Price	% Marked Local	Price Range	Stores with Ads	Wtd Avg Price	% Marked Local	Price Range	Stores with Ads	Wtd Avg Price	% Marked Local
Pink Lady/Cripps Pink													
Apples Red Delicious	per pound					2.49	8	2.49					
Apples Red Delicious	2 lb bag	2.99	47	2.99									
Avocados Hass	each	0.88-1.25	357	1.09		0.99-2.50	191	1.38		1.25-2.50	45	2.03	
Avocados Various Greenskin Varieties	each									0.98-1.67	66	1.65	
Bananas	per pound					0.69-0.89	22	0.77		0.69	20	0.69	
Blueberries	6 oz package	2.00-5.00	414	2.99		3.00-3.50	155	3.03		2.99-3.99	270	3.75	
Blueberries	1 pint package					4.99	17	4.99					
Cranberries	12 oz bag									2.99	10	2.99	
Cranberries	8 oz package									3.00	4	3.00	
Grapefruit Red	each	1.50	304	1.50									
Grapefruit Red	per pound					0.99	18	0.99		0.99	19	0.99	
Grapes Black Seedless	per pound	2.99	60	2.99									
Grapes Red Seedless	per pound	2.99	66	2.99									
Grapes White Seedless Type	per pound	2.99	66	2.99		2.49	69	2.49					
Kiwifruit Hayward	each	0.67	6	0.67									
Kiwifruit Hayward	1 lb bag					2.99	17	2.99	100				
Lemons	each	0.50	6	0.50						1.00	3	1.00	
Lemons	per pound					0.50	50	0.50					
Lemons	2 lb bag	4.99	40	4.99									
Mangoes	each	1.25	148	1.25		0.98-1.50	163	1.02		0.98-1.67	66	1.65	
Misc Berries Blackberries	5.6 - 6 oz package	2.98-5.00	107	3.13		3.50	9	3.50					
Misc Citrus Satsuma	per pound									1.99-2.98	12	2.24	
Oranges Navel	per pound	1.38-1.99	324	1.44		1.29-2.99	154	1.68	10	1.48-2.99	79	2.18	
Oranges Navel	4 lb bag					4.99	5	4.99					
Oranges Valencia	per pound					0.99	18	0.99		0.99	19	0.99	
Pears Bartlett	per pound					1.99	265	1.99		1.99	11	1.99	
Pears Bosc	per pound	1.79	71	1.79		1.79-2.39	111	1.83		1.79	19	1.79	
Pears D'Anjou	per pound					2.29-2.39	20	2.33					
Pomegranates	each	2.50	6	2.50						1.99	12	1.99	
Raspberries Red	6 oz package	5.00	8	5.00									
Strawberries	1 lb package									3.99	206	3.99	
Tangerines	per pound	2.49	82	2.49		1.99-2.49	23	2.38					

Wtd Avg - Simple weighted average



Commodity Variety	Unit	SOUTH CENTRAL U.S.				SOUTHWEST U.S.				NORTHWEST U.S.			
		Price Range	Stores with Ads	Wtd Avg Price	% Marked Local	Price Range	Stores with Ads	Wtd Avg Price	% Marked Local	Price Range	Stores with Ads	Wtd Avg Price	% Marked Local
ONIONS AND POTATOES													
Onions, Dry Red	per pound	0.78-1.29	449	1.19		0.49-1.29	163	0.58		0.77-1.29	116	0.93	
Onions, Dry Red	2 lb bag					0.99	7	0.99					
Onions, Dry White	per pound	0.45-0.88	186	0.78		0.20-0.50	185	0.35		0.77-0.99	88	0.81	
Onions, Dry White	2 lb bag					0.99	7	0.99					
Onions, Dry Yellow	per pound	0.33-0.88	224	0.51		0.14-0.79	281	0.34		0.38-0.79	43	0.48	16
Onions, Dry Yellow	3 lb bag	1.09-1.99	318	1.52		0.99-1.50	286	1.16		2.49	206	2.49	
Onions, Dry Yellow Marked Sweet	per pound	0.50-1.29	389	0.82		0.69-1.49	188	1.00		0.77-1.28	69	0.96	
Onions, Dry Yellow Marked Sweet	2 lb bag	3.50	25	3.50									
Onions, Dry Yellow Marked Sweet	3 lb bag	2.98	87	2.98						2.49	206	2.49	
Potatoes Round Red	per pound	0.39-0.99	162	0.62		0.33-1.99	981	0.85		0.39	23	0.39	
Potatoes Round Red	3 lb bag	1.35-1.79	9	1.40		3.49	102	3.49		1.99	17	1.99	
Potatoes Round Red	5 lb bag	1.69-2.99	274	2.61		2.50-3.49	482	3.40		2.49-4.00	436	3.17	
Potatoes Round White	per pound	0.89	17	0.89		0.20-0.99	289	0.94					
Potatoes Round White	5 lb bag	1.99	1	1.99						2.99	206	2.99	
Potatoes Russet	per pound	0.39-0.78	119	0.60		0.20-0.99	582	0.76		0.38-0.69	203	0.63	13
Potatoes Russet	3 lb bag	3.49	23	3.49									
Potatoes Russet	5 lb bag	0.99-2.50	209	1.72		1.49-3.49	493	2.95		1.58-1.88	17	1.69	
Potatoes Russet	10 lb bag	1.99-4.99	556	3.47		0.99-2.50	205	1.75		1.99-2.50	58	2.15	
Potatoes Russet	8 lb bag	2.99-5.00	178	4.93									
Potatoes Yellow Type	per pound	0.99	11	0.99		0.44-1.99	789	0.95		0.98	3	0.98	100
Potatoes Yellow Type	3 lb bag	1.35-1.79	9	1.40		3.49	102	3.49					
Potatoes Yellow Type	5 lb bag	1.69-2.99	252	2.60		3.49	123	3.49		2.49-4.00	217	3.38	
ONIONS AND POTATOES - ORGANIC													
Onions, Dry Yellow	per pound	0.69-0.98	181	0.85		0.69-0.99	181	0.87		0.69-1.00	34	0.83	
Onions, Dry Yellow	3 lb bag					2.99	9	2.99					
Onions, Dry Yellow Marked Sweet	per pound	0.98	6	0.98		0.89	12	0.89					
Potatoes Round Red	per pound					2.00	53	2.00					
Potatoes Round Red	3 lb bag					3.99	256	3.99					
Potatoes Russet	per pound	2.98	6	2.98		0.88-0.89	158	0.88					
Potatoes Russet	3 lb bag					2.49	12	2.49		2.50	2	2.50	

Wtd Avg - Simple weighted average



Commodity Variety	Unit	SOUTH CENTRAL U.S.				SOUTHWEST U.S.				NORTHWEST U.S.			
		Price Range	Stores with Ads	Wtd Avg Price	% Marked Local	Price Range	Stores with Ads	Wtd Avg Price	% Marked Local	Price Range	Stores with Ads	Wtd Avg Price	% Marked Local
Potatoes Russet	5 lb bag	1.99	82	1.99		1.99-3.49	35	2.59		1.99-3.99	30	2.72	37
Potatoes Yellow Type	per pound					0.89	12	0.89		1.39	12	1.39	
Potatoes Yellow Type	3 lb bag					3.99	256	3.99					
VEGETABLES													
Artichokes	each	1.59	8	1.59		1.99-3.00	447	2.35		1.50	2	1.50	
Asparagus Green	per pound	1.77-3.48	454	2.35		1.39-2.99	100	1.58		1.99-3.99	394	2.93	
Bok Choy	per pound									0.88	8	0.88	
Beans Round Green Type	per pound	0.88-1.88	1,400	1.74		0.99-1.99	885	1.59		1.78-2.49	316	2.11	
Broccoli	per pound	1.49	5	1.49		1.99	11	1.99		1.88	2	1.88	
Broccoli	per bunch	1.48-2.99	66	2.57									
Broccoli Baby Hybrid Type	per bunch	1.99	8	1.99									
Broccoli Crown Cut	per pound	1.79-2.99	352	1.84		1.49-1.99	1,067	1.54		1.28-1.99	227	1.95	
Brussels Sprouts	per pound	1.98-2.00	76	2.00		1.99	356	1.99		1.99-2.49	172	2.43	
Beets	per bunch	1.99	17	1.99									
Beets	per pound					0.49-0.50	11	0.50					
Cabbage Round Green Type	per pound	0.50	188	0.50		0.33-0.69	149	0.41		0.48-0.79	30	0.67	
Carrots	per pound					0.25-0.69	222	0.36		0.49	9	0.49	
Carrots	1 lb bag	0.59-0.79	95	0.73		0.33-0.50	77	0.48					
Carrots	2 lb bag	1.29-1.49	64	1.43						0.98	11	0.98	
Carrots	per bunch	0.47	8	0.47									
Carrots Baby Peeled	1 lb bag	0.77-1.99	427	1.18		0.77-1.50	600	1.07		1.19-1.50	75	1.33	
Carrots Baby Peeled	2 lb bag	1.97-2.69	297	2.22		1.99	256	1.99		1.99-2.50	329	2.31	
Cauliflower	each	1.48	11	1.48						1.69	15	1.69	
Cauliflower	per pound	1.99	5	1.99		1.49-1.69	1,062	1.54		1.19-1.28	74	1.24	
Celery	each	0.99-1.29	79	1.24		0.69-1.59	423	0.90		0.68-1.49	276	1.43	
Celery	per pound	0.89	6	0.89									
Celery Hearts	each	1.97-2.50	130	2.33									
Chinese Cabbage	per pound	0.59	5	0.59									
Cilantro	per bunch	0.33-0.99	324	0.45		0.20-0.69	172	0.34					
Corn-Sweet	each	0.33-0.50	73	0.34		0.25-0.50	211	0.40					
Cucumbers	each	0.25-1.50	284	0.95		0.20-0.50	849	0.44		0.50-0.69	78	0.54	
Cucumbers	per pound					0.50-0.79	41	0.72					

Wtd Avg - Simple weighted average



Commodity Variety	Unit	SOUTH CENTRAL U.S.				SOUTHWEST U.S.				NORTHWEST U.S.			
		Price Range	Stores with Ads	Wtd Avg Price	% Marked Local	Price Range	Stores with Ads	Wtd Avg Price	% Marked Local	Price Range	Stores with Ads	Wtd Avg Price	% Marked Local
Cucumbers Long Seedless-Greenhouse	each	0.77-1.50	163	0.94		2.00	8	2.00		0.99-1.39	130	1.02	
Eggplant	per pound					0.33-0.89	109	0.67					
Eggplant	each	0.99	18	0.99		0.50-0.98	221	0.94					
Garlic	per sleeve	0.49-1.50	212	1.18									
Greens Collard	per bunch	0.50-0.79	38	0.74									
Greens Kale	per bunch	0.50-0.79	19	0.68						0.98	8	0.98	
Greens Mustard	per bunch	0.50-0.79	40	0.72									
Greens Swiss Chard	per bunch					1.99	8	1.99					
Greens Turnip Tops	per bunch	0.50-0.79	40	0.72									
Lettuce, Iceberg	each	0.68-1.50	63	0.98		1.49	5	1.49					
Lettuce, Other Boston	each									2.99	17	2.99	
Lettuce, Other Green Leaf	each									1.19-1.89	60	1.66	
Lettuce, Other Red Leaf	each									1.19-1.89	60	1.66	
Lettuce, Romaine	each					1.99	8	1.99		1.68	6	1.68	
Mushrooms Portobella	8 oz package									2.50	146	2.50	
Mushrooms Portobella	6 oz package	2.49-2.99	30	2.69									
Mushrooms White	per pound									1.98-2.99	157	2.92	
Mushrooms White	8 oz package	1.49-2.50	230	1.99		1.69-2.99	125	2.69		1.50-2.50	425	1.79	
Onions Green	per bunch	0.59-0.69	122	0.67		0.20-0.79	123	0.38		0.49-0.69	20	0.66	
Peppers, Bell Type Green	per pound	0.59	8	0.59		1.99	8	1.99					
Peppers, Bell Type Green	each	0.40-1.29	256	0.60		0.33-0.50	101	0.41		0.50	8	0.50	
Peppers, Bell Type Orange	each	0.98-1.39	112	0.98		0.33-0.99	196	0.97		0.98-1.67	330	1.05	
Peppers, Bell Type Orange-Greenhouse	each	0.99	16	0.99									
Peppers, Bell Type Red	per pound					1.99	5	1.99					
Peppers, Bell Type Red	each	0.98-1.39	112	0.98		0.98-0.99	592	0.99		0.98-1.67	366	1.10	
Peppers, Bell Type Red-Greenhouse	each	0.99	16	0.99									
Peppers, Bell Type Yellow	each	0.98-1.39	112	0.98		0.99	190	0.99		0.98-1.67	330	1.05	
Peppers, Bell Type Yellow-Greenhouse	each	0.99	16	0.99									
Peppers, Other Jalapeno	per pound	0.69-1.50	48	1.00		0.79-0.99	77	0.95					
Peppers, Other Serrano	per pound	0.99	7	0.99		0.69-0.99	101	0.86					
Radishes	per bunch	0.50-1.29	156	1.23		0.25-0.89	209	0.42		0.69	17	0.69	
Radishes	6 oz film bags	0.79-1.50	43	1.09									
Radishes	1 lb bag	1.19-1.50	33	1.45									

Wtd Avg - Simple weighted average



Commodity Variety	Unit	SOUTH CENTRAL U.S.				SOUTHWEST U.S.				NORTHWEST U.S.			
		Price Range	Stores with Ads	Wtd Avg Price	% Marked Local	Price Range	Stores with Ads	Wtd Avg Price	% Marked Local	Price Range	Stores with Ads	Wtd Avg Price	% Marked Local
Salad Mixed Types	10 - 12 oz package	1.50	70	1.50		1.50-3.50	99	3.34		2.00-2.69	114	2.39	
Salad Mixed Types	5 - 9 oz package	1.50-2.50	56	1.66						2.00-2.69	114	2.39	
Spinach	per bunch	1.24-1.50	238	1.30		0.69-1.79	30	1.31					
Spinach Flat, Baby Type	8 oz package	0.99	229	0.99		3.50	50	3.50		2.00-2.50	47	2.12	
Spinach Flat, Baby Type	5 - 6 oz package	1.50	20	1.50									
Squash Acorn	per pound	0.88-1.28	254	0.99		0.88-0.99	298	0.94					
Squash Butternut	per pound	0.88-1.28	271	0.99		0.69-0.99	308	0.93		1.29	7	1.29	
Squash Grey	per pound	0.79	17	0.79		0.99	4	0.99					
Squash Spaghetti	per pound	0.88-1.28	254	0.99		0.88-0.99	298	0.94					
Squash Yellow Crookneck/Straightneck	per pound	1.69	49	1.69		1.49	152	1.49					
Squash Zucchini	per pound	0.88-1.69	54	1.62		0.49-1.49	599	1.02					
Sweet Potatoes	per pound	0.48-1.49	481	0.82		0.39-2.49	652	0.87		0.49-1.79	273	0.70	
Tomatoes	per pound	0.99-1.99	39	1.62						1.88-2.99	19	2.87	
Tomatoes Vine Ripe - Heirloom Varieties	per pound	2.48	6	2.48									
Tomatoes Vine Ripes	per pound	0.99	172	0.99									
Tomatoes Vine Ripes-Greenhouse	per pound	1.99	116	1.99						1.99	76	1.99	
Tomatoes Vine Ripes, On The Vine-Greenhouse	per pound	1.99-2.88	113	2.58		0.99-2.69	419	2.01		1.59-2.49	297	2.03	
Tomatoes, Grape Type	1 pint package	2.49-2.50	11	2.49						2.50	242	2.50	
Tomatoes, Grape Type	10 oz package	2.19-2.99	195	2.71						2.50-2.99	11	2.77	
Tomatoes, Plum Type Roma	per pound	0.59-0.99	64	0.88		0.50-0.79	101	0.78					
Tomatillos	per pound	0.88	5	0.88		0.89-0.99	74	0.92					
Vegetables Other Cactus Leaf (Nopales)	per pound	0.79	68	0.79									
VEGETABLES - ORGANIC													
Asparagus Green	per pound	4.99	82	4.99		4.99	18	4.99		4.79	19	4.79	
Beans Round Green Type	per pound					2.99	317	2.99					
Broccoli	per pound	1.49-1.99	87	1.52		1.29-1.49	30	1.41		1.29	19	1.29	
Broccoli	per bunch					2.99	9	2.99					
Broccoli Crown Cut	per pound									2.49	146	2.49	
Brussels Sprouts	per pound	2.99-3.99	211	3.66						4.99	12	4.99	

Wtd Avg - Simple weighted average



Commodity Variety	Unit	SOUTH CENTRAL U.S.				SOUTHWEST U.S.				NORTHWEST U.S.			
		Price Range	Stores with Ads	Wtd Avg Price	% Marked Local	Price Range	Stores with Ads	Wtd Avg Price	% Marked Local	Price Range	Stores with Ads	Wtd Avg Price	% Marked Local
Beets	per bunch	1.48	99	1.48		1.69-2.50	19	2.16					
Carrots	per pound	0.69	5	0.69									
Carrots	per bunch									2.00-2.50	16	2.28	
Carrots Baby Peeled	1 lb bag	1.50	6	1.50		1.29-1.50	117	1.49	3	1.48-1.49	8	1.49	
Carrots Baby Peeled	2 lb bag									3.00	146	3.00	
Cauliflower	per pound					1.99	4	1.99	100	1.99-2.49	150	2.48	
Celery	each	1.79-2.49	85	2.12									
Celery	per pound	0.89	82	0.89		0.89	18	0.89		0.79-2.99	95	2.55	
Celery Hearts	each									2.49	206	2.49	
Celery Hearts	per pound					2.50	16	2.50		2.99	10	2.99	
Cilantro	per bunch					1.59	12	1.59					
Cucumbers	each	0.98	6	0.98		0.88	146	0.88		0.98-0.99	6	0.99	
Cucumbers	per pound	1.29	82	1.29		1.29	18	1.29		1.19	19	1.19	
Cucumbers Long Seedless-Greenhouse	each									1.50	12	1.50	
Greens Collard	per bunch									2.50	4	2.50	
Greens Kale	per bunch					1.50	16	1.50		2.50	4	2.50	
Greens Mustard	per bunch									2.50	4	2.50	
Greens Swiss Chard	per bunch					1.99-2.50	20	2.27		2.50	18	2.50	
Lettuce, Other Boston	each	3.50	304	3.50		2.49	12	2.49					
Lettuce, Romaine Hearts	3 count package									3.29	206	3.29	
Mushrooms White	8 oz package					2.00-2.99	85	2.80		2.50	15	2.50	
Peppers, Bell Type Orange	per pound	4.98	6	4.98									
Peppers, Bell Type Red	per pound	4.98	6	4.98									
Peppers, Bell Type Yellow	per pound	4.98	6	4.98									
Radishes	per bunch					1.99	12	1.99					
Salad Mixed Types	10 - 12 oz package									3.99	17	3.99	
Salad Mixed Types	5 - 9 oz package					3.79-3.99	24	3.87		3.79	28	3.79	
Spinach Flat, Baby Type	5 - 6 oz package					3.99	9	3.99					
Squash Acorn	per pound	1.48	6	1.48		0.89-0.99	315	0.99		0.99	17	0.99	
Squash Butternut	per pound	1.48	6	1.48		0.89-1.49	340	1.00	5	0.99	17	0.99	
Squash Spaghetti	per pound	1.48	6	1.48		0.99-1.49	121	1.02		0.99	17	0.99	
Squash Yellow Crookneck/Straightneck	per pound	1.19-1.48	88	1.21		1.19	18	1.19		0.99-1.48	21	1.04	

Wtd Avg - Simple weighted average



Commodity Variety	Unit	SOUTH CENTRAL U.S.				SOUTHWEST U.S.				NORTHWEST U.S.			
		Price Range	Stores with Ads	Wtd Avg Price	% Marked Local	Price Range	Stores with Ads	Wtd Avg Price	% Marked Local	Price Range	Stores with Ads	Wtd Avg Price	% Marked Local
Squash Zucchini	per pound	1.19-1.48	88	1.21		1.19-1.69	30	1.36		0.99-1.48	21	1.04	
Sweet Potatoes	per pound	1.19-1.99	122	1.45		1.19-2.49	37	1.80		1.09-2.49	58	1.84	
Tomatoes Vine Ripes, On The Vine-Greenhouse	per pound	2.99	172	2.99						2.99	11	2.99	
Tomatoes, Grape Type	1 pint package	2.50	47	2.50		2.50	56	2.50		3.99	10	3.99	
Tomatoes, Grape Type	10 oz package					2.50-2.99	141	2.89					
Tomatoes, Plum Type Roma	per pound	1.77	6	1.77									
SEASONAL ITEMS													
Chayote	per pound	0.58-0.59	28	0.59		0.49	5	0.49					
Chayote	each	0.50	32	0.50		0.20-0.33	79	0.26					
Misc. Christmas Items Poinsettias	6 inch pot	3.49-9.99	1,040	6.50		4.50-9.99	917	7.61		5.00-10.99	580	8.03	
Rose, Hybrid Tea	bunched 12s	9.00-9.99	263	9.55		9.99-12.99	56	12.67		9.99	352	9.99	
Tulips	bunched 10s					1.49-8.99	640	5.94					

Commodity Variety	Unit	ALASKA U.S.				HAWAII U.S.			
		Price Range	Stores with Ads	Wtd Avg Price	% Marked Local	Price Range	Stores with Ads	Wtd Avg Price	% Marked Local
FRUITS									
Apples Braeburn	per pound	2.29	33	2.29		1.47	3	1.47	
Apples Fuji	per pound	2.29	33	2.29		1.59	4	1.59	
Apples Gala	per pound	1.49-2.29	41	2.14		1.99	35	1.99	
Apples Golden Delicious	3 lb bag	3.39	1	3.39					
Apples Honeycrisp	per pound	1.98	26	1.98					
Apples, Processed Juice Marked Cider	64 oz (1/2 gallon)	3.68	3	3.68					
Avocados Hass	each	1.25-2.49	38	2.13		1.50	23	1.50	
Avocados Various Greenskin Varieties	per pound					3.69	35	3.69	100
Bananas	per pound					0.99-1.17	7	1.07	
Blueberries	6 oz package	3.00	11	3.00		3.99	23	3.99	

Wtd Avg - Simple weighted average



Commodity Variety	Unit	ALASKA U.S.				HAWAII U.S.			
		Price Range	Stores with Ads	Wtd Avg Price	% Marked Local	Price Range	Stores with Ads	Wtd Avg Price	% Marked Local
Cantaloups	per pound					1.17-1.49	38	1.46	
Cherries Red Varieties	per pound					6.99	35	6.99	
Clementines	3 lb bag	3.99-5.49	28	5.11					
Cranberries	12 oz bag	1.98	10	1.98		2.68	10	2.68	
Fruit, Other Apple Pears	per pound					1.99	6	1.99	
Grapefruit Red	each					1.99	21	1.99	
Grapes Black Seedless	per pound					1.99	21	1.99	
Grapes Red Seedless	per pound	2.28-3.99	37	3.62		1.99-2.99	44	2.51	
Grapes White Seedless Type	per pound	2.28-3.99	37	3.62		1.99-2.99	89	2.30	
Honeydews	per pound					1.17	3	1.17	
Kiwifruit Hayward	each	1.50	13	1.50					
Kiwifruit Hayward	1 lb bag					2.50	23	2.50	
Limes	each	0.49	1	0.49					
Mangoes	each	1.25-1.50	24	1.39					
Misc Berries Blackberries	5.6 - 6 oz package	3.00	11	3.00					
Misc Citrus Satsuma	5 lb package	11.99	33	11.99					
Oranges Navel	per pound	1.99-2.49	33	2.38		0.99-1.99	53	1.46	
Papaya Solo Type	per pound					1.59	35	1.59	100
Peaches Various White Flesh Varieties	per pound					2.28	3	2.28	
Peaches Various Yellow Flesh Varieties	per pound					2.28	3	2.28	
Pears Bartlett	per pound	1.99	33	1.99					
Pears Bosc	per pound					1.79	29	1.79	
Pears D'Anjou	per pound					0.99-1.49	39	1.04	
Pineapples	each	2.69-4.50	13	4.22					
Pineapples	per pound					0.79-1.29	47	1.06	
Pomegranates	each	2.50	3	2.50		3.99	21	3.99	
Raspberries Red	6 oz package	3.00	14	3.00		3.00	6	3.00	
Strawberries	1 lb package	2.99-4.00	13	3.84					
Tangerines	3 lb bag	6.99	7	6.99					
Watermelons Red Flesh Seedless Type	per pound					0.79	3	0.79	



Commodity Variety	Unit	ALASKA U.S.				HAWAII U.S.			
		Price Range	Stores with Ads	Wtd Avg Price	% Marked Local	Price Range	Stores with Ads	Wtd Avg Price	% Marked Local
FRUITS - ORGANIC									
Apples Fuji	per pound	1.49-1.99	12	1.53					
Apples Fuji	2 lb bag					3.99	23	3.99	
Apples Gala	per pound	1.49	11	1.49					
Apples Gala	2 lb bag	2.99	11	2.99					
Apples Granny Smith	per pound	1.49	11	1.49					
Apples Granny Smith	2 lb bag	2.99	11	2.99					
Avocados Hass	each	2.00	11	2.00					
Bananas	per pound					1.59	21	1.59	
Blueberries	6 oz package	3.99	11	3.99					
Mangoes	each	2.00	11	2.00					
Mangoes	per pound					4.49	21	4.49	
Misc Berries Blackberries	5.6 - 6 oz package					6.29	35	6.29	
Oranges Navel	per pound	1.98	3	1.98					
Pears Bosc	per pound					1.79	3	1.79	
Raspberries Red	6 oz package	4.69	1	4.69					
ONIONS AND POTATOES									
Onions, Dry Red	per pound					1.47	3	1.47	
Onions, Dry White	per pound	1.39	7	1.39		1.47	3	1.47	
Onions, Dry Yellow	per pound	0.48-1.49	36	1.41		1.47	3	1.47	
Onions, Dry Yellow	3 lb bag					1.99	4	1.99	
Onions, Dry Yellow	5 lb bag	3.49	1	3.49					
Onions, Dry Yellow Marked Sweet	per pound					1.59-1.79	29	1.75	
Potatoes Round Red	per pound					0.99	6	0.99	
Potatoes Russet	per pound	0.68	3	0.68					
Potatoes Russet	5 lb bag					2.50	35	2.50	
Potatoes Russet	10 lb bag	9.99	33	9.99		5.29	4	5.29	
Potatoes Yellow Type	per pound	0.89	1	0.89					
ONIONS AND POTATOES - ORGANIC									
Potatoes Russet	3 lb bag	3.19	1	3.19					

Wtd Avg - Simple weighted average



Commodity Variety	Unit	ALASKA U.S.				HAWAII U.S.			
		Price Range	Stores with Ads	Wtd Avg Price	% Marked Local	Price Range	Stores with Ads	Wtd Avg Price	% Marked Local
VEGETABLES									
Beans Round Green Type	per pound	2.28	10	2.28					
Broccoli	per pound					2.99	35	2.99	
Broccoli Crown Cut	per pound	1.69	7	1.69		2.39-2.59	26	2.57	
Brussels Sprouts	per pound	1.88	3	1.88					
Cabbage Round Green Type	per pound					0.89-0.99	27	0.98	
Carrots	2 lb bag	1.78	3	1.78					
Carrots Baby Peeled	1 lb bag					2.00	23	2.00	
Cauliflower	per pound	1.29-1.49	13	1.46		2.39-2.59	26	2.57	
Celery	each	0.99-3.00	46	2.45					
Celery	per pound					0.79	4	0.79	
Chinese Cabbage	per pound					1.29	3	1.29	
Cucumbers	each	0.89-0.99	18	0.93					
Cucumbers	per pound					1.39	4	1.39	
Lettuce, Iceberg	per pound					1.19-2.29	7	1.66	
Lettuce, Other Green Leaf	per pound					1.29	6	1.29	
Lettuce, Other Red Leaf	per pound					1.29	6	1.29	
Mushrooms White	8 oz package					2.39	4	2.39	
Peppers, Bell Type Green	per pound					1.89-2.49	31	2.32	
Peppers, Bell Type Orange	each	2.50	26	2.50					
Peppers, Bell Type Red	each	2.50	26	2.50					
Peppers, Bell Type Yellow	each	2.50	26	2.50					
Salad Mixed Types	10 - 12 oz package	2.00-2.49	13	2.41		2.99-3.59	29	3.47	
Salad Mixed Types	5 - 9 oz package	2.00-2.49	13	2.41					
Spinach	per bunch					2.50-2.89	58	2.74	
Squash Acorn	per pound	0.98	3	0.98					
Squash Butternut	per pound	0.98	3	0.98					
Squash Spaghetti	per pound	0.98	3	0.98					
Squash Yellow Crookneck/Straightneck	per pound	1.49	1	1.49					
Squash Zucchini	per pound					1.99	21	1.99	
Sweet Potatoes	per pound					1.69	21	1.69	

Wtd Avg - Simple weighted average



Commodity Variety	Unit	ALASKA U.S.				HAWAII U.S.			
		Price Range	Stores with Ads	Wtd Avg Price	% Marked Local	Price Range	Stores with Ads	Wtd Avg Price	% Marked Local
Tomatoes	per pound					1.79-2.29	7	2.08	
Tomatoes Vine Ripes, On The Vine-Greenhouse	per pound					3.49	35	3.49	
Tomatoes, Grape Type	10 oz package	2.99	13	2.99					
Tomatoes, Plum Type Roma	per pound					1.49	21	1.49	
VEGETABLES - ORGANIC									
Cabbage Red Type	per pound	1.38	3	1.38					
Cabbage Round Green Type	per pound	1.38	3	1.38					
Carrots Baby Peeled	1 lb bag					2.79	35	2.79	
Celery	each	2.49	1	2.49					
Celery	per pound	1.38	3	1.38					
Lettuce, Other Green Leaf	each	2.79	1	2.79					
Mushrooms White	6 oz package	2.59-3.00	34	2.99					
Tomatoes, Cherry	1 pint package	4.49	1	4.49					
SEASONAL ITEMS									
Misc. Christmas Items Poinsettias	6 inch pot					12.99	35	12.99	100

REGIONAL DEFINITIONS

As used in this report, regions include the following states:

NORTHEAST U.S.	Connecticut, Delaware, Massachusetts, Maryland, Maine, New Hampshire, New jersey, New York, Pennsylvania, Rhode Island and Vermont
SOUTHEAST U.S.	Alabama, Florida, Georgia, Mississippi, North Carolina, South Carolina, Tennessee, Virginia and West Virginia
MIDWEST U.S.	Iowa, Illinois, Indiana, Kentucky, Michigan, Minnesota, North Dakota, Nebraska, Ohio, South Dakota and Wisconsin
SOUTH CENTRAL U.S.	Arkansas, Colorado, Kansas, Louisiana, Missouri, New Mexico, Oklahoma, and Texas
SOUTHWEST U.S.	Arizona, California, Nevada and Utah
NORTHWEST U.S.	Idaho, Montana, Oregon, Washington, and Wyoming
ALASKA U.S.	Alaska
HAWAII U.S.	Hawaii