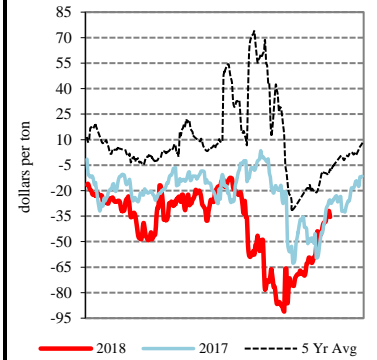


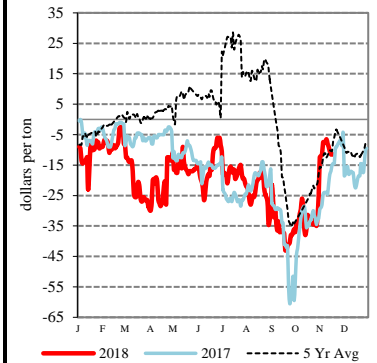
EXPORT	PRICE (\$/bu)	CHANGE (¢/bu)	BASIS (¢)	CHANGE
<u>Atlantic - JO_GR850</u>				
Soybeans	8.5600	+7.25	-25.00 F	UNCH
SRW	NQ	NQ	NQ	NQ
<u>Chicago - GX_GR110</u>				
Corn	3.1625 - 3.3425	-1.00	-45.00 Z to -27.00 Z	UNCH
Soybeans	8.0600 - 8.3100	+7.25	-75.00 F to -50.00 F	UNCH
SRW	4.9075 - 5.1075	+2.25	-10.00 Z to +10.00 Z	UNCH
<u>Gulf - JO_GR112</u>				
Corn	3.9725 - 4.0425	-1.00	+36.00 Z to +43.00 Z	UNCH
Soybeans	9.0100 - 9.0300	+7.25	+20.00 F to +22.00 F	UNCH
SRW	5.6575 - 5.7075	+2.25	+65.00 Z to +70.00 Z	UNCH
12 HRW	5.3300 - 5.5300	-1.25	+60.00 Z to +80.00 Z	UNCH
<u>PNW - JO_GR110</u>				
SWW	6.15 - 6.35	UNCH	+114.25 Z to +134.25 Z	-2.25
Ord HRW	5.92 - 6.13	-1.00	+119.00 Z to +140.00 Z	UNCH
<u>Toledo - GX_GR111</u>				
Corn	3.4125 - 3.4425	-1.00 to +2.00	-20.00 Z to -17.00 Z	UNCH to +3.00
Soybeans	8.3600	+7.25	-45.00 F	UNCH
SRW	4.9575	+2.25	-5.00 Z	UNCH

All prices are reported in dollars/bushel, except soybean and corn oil is in cents/lb. and soybean meal is in dollars/ton.

IL River So. of Peoria Bean Basis



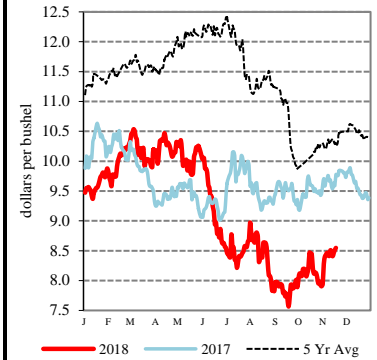
IL River So. of Peoria Corn Basis



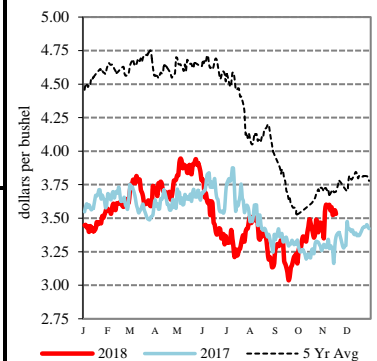
TERMINAL	PRICE (\$/bu)	CHANGE (¢/bu)	BASIS (¢)	CHANGE
<u>Kansas City - SJ_GR112</u>				
Corn	3.61	-1.00	Opt Z	UNCH
Soybeans	8.46 - 8.51	+7.00	-35.00 F to -30.00 F	UNCH
Ord HRW	4.83	-1.00	+10.00 Z	UNCH
<u>Minneapolis - MS_GR110</u>				
14 DNS/NS Del Chicag	6.8475 - 7.1475	-1.75	+115.00 Z to +145.00 Z	UNCH
Oats	2.8675 - 3.6375	-5.00 to -1.00	-17.00 Z to +60.00 Z	-4.00 to UNCH
<u>Omaha - WH_GR110</u>				
Corn	3.45 - 3.46	UNCH to -1.00	-16.25 Z to -15.25 Z	+1.00 to UNCH
Soybeans	8.11 - 8.16	+7.00	-70.00 F to -65.00 F	-0.25
<u>Portland - JO_GR111</u>				
11.5 HRW	6.13 - 6.28	-1.00	+140.00 Z to +155.00 Z	UNCH
14 DNS	6.71 - 6.80	+1.00 to -2.00	+101.00 Z to +110.00 Z	+3.00 to UNCH

RIVER	PRICE (\$/bu)	CHANGE (¢/bu)	BASIS (¢)	CHANGE
<u>So. Iowa, Mississippi River - MS_GR114</u>				
Corn	3.4225 - 3.4525	-1.00 to -2.00	-19.00 Z to -16.00 Z	UNCH to -1.00
Soybeans	8.3800 - 8.4300	+7.25 to +6.25	-43.00 F to -38.00 F	UNCH to -1.00
<u>St. Louis, Mississippi River - JC_GR110</u>				
Corn	3.6800	-1.00 to -2.00	+6.75 Z	UNCH to -1.00
Soybeans	8.6600	+6.00	-15.00 F	-1.25
SRW	5.2400 - 5.2800	+2.00 to +5.00	+23.25 Z to +27.25 Z	-0.25 to +2.75
<u>Memphis, Mississippi River - LR_GR110</u>				
Corn	3.6925 - 3.7025	-1.00	+8.00 Z to +9.00 Z	UNCH
Soybeans	8.5900 - 8.6500	+7.25	-22.00 F to -16.00 F	UNCH
SRW	NQ	NQ	NQ	NQ
<u>Cincinnati, Ohio River - GX_GR114</u>				
Corn	3.5125 - 3.5325	-3.00	-10.00 Z to -8.00 Z	-2.00
Soybeans	8.5000 - 8.5300	+8.25 to +5.25	-31.00 F to -28.00 F	+1.00 to -2.00
SRW	4.9075	+2.25	-10.00 Z	UNCH
<u>Mt. Vernon, Indiana, Ohio River - GX_GR114</u>				
Corn	3.5625 - 3.5925	-1.00 to -3.00	-5.00 Z to -2.00 Z	UNCH to -2.00
Soybeans	8.5600 - 8.6700	+7.25	-25.00 F to -14.00 F	UNCH
SRW	5.1075	+2.25	+10.00 Z	UNCH
<u>No. Peoria, Illinois River - GX_GR112</u>				
Corn	3.4825 - 3.5325	-2.00 to UNCH	-13.00 Z to -8.00 Z	-1.00 to +1.00
Soybeans	8.3900 - 8.4500	+4.25 to +5.25	-42.00 F to -36.00 F	-3.00 to -2.00

Soybeans - Central IL



Corn - Central IL



PROCESSOR	PRICE	CHANGE	BASIS	CHANGE
Central IL				
<u>Corn</u>	3.3825 - 3.6125	-1.00	-23.00 Z to Opt Z	UNCH
<u>Soybeans</u>	8.2600 - 8.6100	+7.25	-55.00 F to -20.00 F	UNCH
Crude SB Oil	26.74 - 27.59	+0.02	-60.00 Z to +25.00 Z	UNCH
48 SB Meal	307.10 - 312.10	+1.60	Opt Z to +5.00 Z	UNCH
Crude Corn Oil - Rail	26.80	UNCH	N/A	N/A

FUTURES	PRICE	CHANGE	PRICE	CHANGE	
CME Group	Corn	Z Dec 18 3.6125	-1.00	H Mar 19 3.7225	-1.00
	Soybeans	F Jan 19 8.8100	+7.25	H Mar 19 8.9450	+7.00
	Wheat (SRW)	Z Dec 18 5.0075	+2.25	H Mar 19 5.0850	+2.00
	Oats	Z Dec 18 3.0375	-0.75	H Mar 19 3.0350	+1.25
MGEX	HRS Wheat (DNS)	Z Dec 18 5.6975	-1.75	H Mar 19 5.7025	+0.75
KCBOT	HRW Wheat	Z Dec 18 4.7300	-1.25	H Mar 19 4.9725	-1.50

USDA Livestock, Poultry & Grain Market News
 210 Walnut Street, Room 767
 Des Moines, Iowa 50309
 Phone: 515-284-4460
 Email: Desm.LPGMN@ams.usda.gov
www.ams.usda.gov/LPSMarketNewsPage