



USDA WEEKLY NATIONAL LAMB MARKET SUMMARY

Livestock, Meat, Wool, Pelt, & International Markets

Friday, September 14, 2018

VOL. 25 No. 37

NATIONAL SHEEP SUMMARY

Not Available at time of publication.

NATIONAL DAILY LAMB CARCASS

Negotiated sales for delivery within 14 calendar days, FOB Plant basis.

Compared to last week: All weights of carcasses not reportable due to confidentiality.

| DAILY CHOICE AND PRIME, YG 1-4 | | Head 662 |
|--------------------------------|---------------------------------------------|----------|
| Weight | Head | Wt Avg |
| 45-DN | *Price not reported due to confidentiality* | |
| 45-55# | *Price not reported due to confidentiality* | |
| 55-65# | *Price not reported due to confidentiality* | |
| 65-75# | *Price not reported due to confidentiality* | |
| 75-85# | *Price not reported due to confidentiality* | |
| 85-UP | *Price not reported due to confidentiality* | |

| * SAT-FRI CHOICE AND PRIME, YG 1-4 | | Head 3,156 |
|------------------------------------|---------------------------------------|------------|
| Weight | Head | Wt Avg |
| 45-DN | *Not reported due to confidentiality* | |
| 45-55# | *Not reported due to confidentiality* | |
| 55-65# | *Not reported due to confidentiality* | |
| 65-75# | *Not reported due to confidentiality* | |
| 75-85# | *Not reported due to confidentiality* | |
| 85-UP | *Not reported due to confidentiality* | |

For more information, please visit www.ams.usda.gov/ConfidentialityGuidelines

NATIONAL LAMB ESTIMATED GRADING PERCENT

Week Ending 09/01/2018 Actual FIS Sheep Slaughter 35,363 head. 33,201 Lambs, 93.9% of total sheep slaughtered. 19,297 graded, 58.12% of total lambs slaughtered.

| GRADE BREAKDOWN | Yield Grade (May include hindsaddles) | | | | | Total |
|-----------------|---------------------------------------|--------|--------|--------|--------|--------|
| | 1 | 2 | 3 | 4 | 5 | |
| Quality | | | | | | |
| Prime | 0.10% | 1.62% | 3.46% | 2.73% | 1.17% | 9.07% |
| Choice | 4.73% | 27.24% | 34.69% | 15.15% | 9.12% | 90.93% |
| Total % | 4.83% | 28.86% | 38.15% | 17.87% | 10.29% | |

WEEKLY AUCTIONS

SLAUGHTER LAMBS

[San Angelo, TX](#)

[Worthing, SD](#)

[Ft Collins, CO](#)

SLAUGHTER EWES

[San Angelo, TX](#)

[St. Onge-Newell, SD](#)

[Ft. Collins, CO](#)

[Billings, MT](#)

FEEDER LAMBS

[San Angelo, TX](#)

[St. Onge-Newell, SD](#)

[Ft. Collins, CO](#)

CARCASS LAMB

FOB PLANT *SAT-FRI*
WTD AVGS

| | Last Week | Latest |
|--------|-----------|--------|
| 45#-Dn | N/Q | N/Q |
| 45-55# | N/Q | N/Q |
| 55-65# | N/Q | N/Q |
| 65-75# | N/Q | N/Q |
| 75-85# | N/Q | N/Q |
| 85#-Up | N/Q | N/Q |

| | Last Year |
|--------|-----------|
| 45#-Dn | N/Q |
| 45-55# | N/Q |
| 55-65# | N/Q |
| 65-75# | N/Q |
| 75-85# | N/Q |
| 85#-Up | N/Q |

NATIONAL BOXED LAMB CUTS

FOB Plant basis negotiated sales for delivery within 0-21 day period, fresh and frozen carlot volume, including sales since last report, U.S. dollars per 100 pounds.

Fresh Cuts 979,907 pounds
Frozen Cuts 250,884 pounds

Items with no entries indicate non-reportable trades.

FRESH CHOICE & PRIME CUTS

| IMPS | Sub-Primal | # Of Trades | Total Pound | Weighted Average | Change from Prior Days |
|------|------------|-------------|-------------|------------------|------------------------|
|------|------------|-------------|-------------|------------------|------------------------|

Items with no entries indicate non-reportable trades.

FRESH CHOICE & PRIME CUTS

| IMPS | Sub-Primal | # Of Trades | Total Pound | Weighted Average | Change from Prior Days |
|------|------------|-------------|-------------|------------------|------------------------|
|------|------------|-------------|-------------|------------------|------------------------|

| | | | | | |
|------|-------------------------------|-----|--------|------------|---------|
| 204 | Rack, 8-Rib, light | 6 | 1,569 | \$889.58 | (7.03) |
| 204 | Rack, 8-Rib, medium | 117 | 21,631 | \$840.17 | (4.58) |
| 204 | Rack, 8-Rib, heavy | 7 | 1,110 | \$945.96 | 14.51 |
| 204A | Rack, chined | 37 | 5,069 | \$1,048.72 | 14.98 |
| 204B | Rack, roast-ready | 20 | 6,076 | \$1,207.14 | (4.92) |
| 204C | Rack, roast-ready, frenched | 138 | 18,635 | \$1,643.22 | (11.66) |
| 204D | Rack, roast-ready, special | 7 | 1,509 | \$2,221.06 | 19.14 |
| 206 | Shoulders | 75 | 69,876 | \$256.24 | (1.39) |
| 207 | Shoulders, square-cut | 225 | 79,390 | \$289.95 | 0.70 |
| 208 | Shoulders, square-cut, bnl | 46 | 9,363 | \$558.21 | (0.99) |
| 209 | Breast | 123 | 41,711 | \$225.66 | 1.08 |
| | Breast, bulk | 3 | 530 | \$147.26 | 0.00 |
| 209A | Ribs, Breast bones off | 44 | 7,238 | \$562.73 | 0.52 |
| 210 | Foreshank | 142 | 9,295 | \$417.80 | 5.92 |
| 230 | Hindsaddle | 3 | 241 | \$463.82 | 0.00 |
| 231 | Loins | 21 | 1,971 | \$398.63 | 6.78 |
| 232 | Loins, trimmed 4x4 | 115 | 17,501 | \$546.80 | (12.31) |
| 232 | Loins, trimmed 2x2 | 22 | 2,734 | \$751.43 | (1.68) |
| 232 | Loins, trimmed 1x1 | 73 | 10,213 | \$809.88 | 1.45 |
| 232 | Loins, trimmed 0x0 | 32 | 3,492 | \$968.85 | 23.70 |
| 232A | Loins, short-cut, 1x1 | 11 | 1,548 | \$704.57 | (6.53) |
| 232C | Loin, boneless, tied | 15 | 1,054 | \$1,598.18 | 33.06 |
| 232E | Flank, untrimmed | 32 | 14,340 | \$121.72 | 4.82 |
| 233 | Legs | 71 | 10,135 | \$356.37 | (4.32) |
| 233A | Leg, trotter-off | 170 | 33,037 | \$367.26 | 5.42 |
| 233C | Leg, trotter-off, partial bnl | 21 | 1,262 | \$522.47 | (0.73) |
| 233E | Leg, steamship | 9 | 2,091 | \$485.24 | (1.41) |
| 233F | Hindshank | 50 | 8,417 | \$424.11 | 6.65 |
| 234 | Leg, Boneless, Tied | 140 | 37,528 | \$508.49 | (5.60) |
| 234A | Leg, shank off, bnl | 22 | 2,632 | \$689.25 | 9.40 |
| 234E | Leg, inside, boneless | 67 | 7,196 | \$825.64 | (0.09) |
| 234G | Sirloin, boneless | 23 | 1,139 | \$796.97 | 32.30 |
| 235 | Back | 3 | 445 | \$674.34 | 11.51 |
| 236 | Back, trimmed | 4 | 70 | \$700.50 | (1.09) |
| 238 | Trimings | 26 | 1,635 | \$508.29 | (1.19) |
| 239 | Special trimmings | 24 | 1,640 | \$581.66 | 4.03 |
| 295 | Lamb for stewing | 37 | 5,042 | \$584.85 | (4.75) |
| 296 | Ground lamb | 84 | 18,820 | \$571.17 | (2.32) |
| | Necks | 44 | 11,906 | \$168.65 | (7.84) |

FROZEN CHOICE & PRIME CUTS

| IMPS | Sub-Primal | # Of Trades | Total Pound | Weighted Average | Change from Prior Days |
|------|------------|-------------|-------------|------------------|------------------------|
|------|------------|-------------|-------------|------------------|------------------------|

| | | | | | |
|------|-----------------------|----|--------|----------|---------|
| 207 | Shoulders, square-cut | 5 | 34,808 | \$186.53 | (1.73) |
| 209 | Breast | 5 | 3,044 | \$223.08 | 0.00 |
| 210 | Foreshank | 15 | 3,880 | \$391.01 | 0.28 |
| 232 | Loins, trimmed 1x1 | 6 | 2,574 | \$584.16 | 1.33 |
| 232E | Flank, untrimmed | 10 | 13,394 | \$93.74 | (3.64) |
| 233 | Legs | 0 | | | |
| 233A | Leg, trotter-off | 3 | 10,525 | \$284.40 | |
| 233F | Hindshank | 6 | 977 | \$390.09 | 17.71 |
| 234 | Leg, Boneless, Tied | 5 | 1,891 | \$567.23 | 16.12 |
| 234E | Leg, inside, boneless | 17 | 604 | \$946.18 | 51.98 |
| 239 | Special trimmings | 4 | 2,270 | \$467.60 | 11.25 |
| 295 | Lamb for stewing | 21 | 6,993 | \$716.30 | (13.89) |
| 296 | Ground lamb | 62 | 15,801 | \$546.01 | (24.73) |
| | Necks | 17 | 26,133 | \$165.35 | 3.22 |

NATIONAL RETAIL SUMMARY

| NATIONAL SUMMARY | | | | | | |
|-------------------------|-----------|---------|-----------|---------|-----------|---------|
| | THIS WEEK | | LAST WEEK | | LAST YEAR | |
| Outlets | 29,200 | | 29,200 | | 29,200 | |
| Feature Rate (1/) | 13.1% | | 7.2% | | 7.5% | |
| Special Rate (2/) | 0.1% | | 0.0% | | 0.0% | |
| Activity Index (3/) | 4,970 | | 4,740 | | 3,420 | |
| | Stores | Wtd Avg | Stores | Wtd Avg | Stores | Wtd Avg |
| LAMB | | | | | | |
| LB Shoulder Roast | 10 | 3.79 | 10 | 4.99 | 30 | 6.38 |
| LB Shldr Blade Chops | 1,980 | 5.13 | 780 | 5.82 | 380 | 6.62 |
| LB Shldr Rnd Bone Chop | 60 | 6.06 | 350 | 6.33 | 30 | 5.50 |
| LB Breast | 20 | 3.99 | 10 | 3.99 | 20 | 3.99 |
| LB Rack | | | 200 | 13.92 | 40 | 12.67 |
| LB Ribs | | | | | | |
| LB Rib Chops | 20 | 19.99 | 20 | 19.99 | 20 | 11.99 |
| LB Whole Loin | | | | | | |
| LB Loin Chops | 800 | 9.06 | 370 | 9.67 | 380 | 8.22 |
| LB Bone-In Leg | 20 | 6.05 | 10 | 4.99 | 10 | 4.99 |
| LB Boneless Leg | | | 250 | 7.47 | 50 | 9.12 |
| LB Semi-Bnl Leg | | | 30 | 5.00 | 10 | 8.99 |
| LB Butterflied, Bnl Leg | | | 180 | 6.99 | 170 | 7.49 |
| LB Leg, Shank/Butt | 10 | 5.34 | 10 | 4.99 | 20 | 5.71 |
| LB Leg Steaks | 10 | 6.99 | 70 | 7.90 | 20 | 8.79 |
| LB Top Round Roast | | | | | | |
| LB Top Round Steak | | | | | | |
| LB Ground Lamb | 10 | 4.99 | 70 | 7.07 | 160 | 7.89 |
| LB Shank | 30 | 5.90 | 180 | 6.49 | 20 | 5.99 |
| LB Stew Meat-Lamb | 30 | 4.32 | 180 | 5.99 | 20 | 7.52 |
| LB Stew Meat-Mutton | 120 | 3.99 | 210 | 3.88 | 120 | 3.99 |

USDA ESTIMATED NATIONAL LAMB CARCASS CUTOUT

Based on 5-Day Rolling weighted average FOB plant prices collected under Mandatory Price Reporting and industry yields.

| CUTS | FOB PRICE | CHANGE | %CARCASS | LBS |
|--------------------------------------------------------------|-----------|--------|----------|-------|
| FORESADDLE | | | | |
| 204 RACK, 8-RIB MEDIUM | 840.17 | -4.58 | 11.42% | 7.65 |
| 209 BREAST ** | 213.14 | 0.41 | 7.74% | 5.19 |
| 207 SHOULDERS, SQ-CUT | 289.95 | 0.70 | 24.17% | 16.19 |
| 210 FORESHANK | 417.80 | 5.92 | 3.48% | 2.33 |
| NECK ** | 166.38 | 0.46 | 2.31% | 1.55 |
| HINDSADDLE | | | | |
| 232 LOINS, TRIMMED 4X4 | 546.80 | -12.31 | 10.91% | 7.31 |
| 232E FLANK UNTRIMMED ** | 108.21 | 1.11 | 2.81% | 1.88 |
| 233A LEG, TROTTER OFF | 367.26 | 5.42 | 31.29% | 20.96 |
| ----- | | | | |
| GROSS CARCASS VALUE: | 378.52 | 0.28 | 94.13% | 63.07 |
| FORESADDLE VALUE | 409.01 | -0.21 | 49.12% | 32.91 |
| HINDSADDLE VALUE | 394.60 | 0.85 | 45.01% | 30.16 |
| Carcass value less process/packaging per cwt cost of \$44.85 | | | | |
| NET CARCASS VALUE | 333.67 | 0.28 | | |

* Shrink and trim of 3.93 lb's not reflected in cutout value
* Based on Actual Federally Inspected Slaughter Carcass Weight of 67,00 lbs. for W/E 09/01/2018, unchanged from last week.
**Includes Fresh and Frozen Product

ACTUAL SLAUGHTER UNDER FEDERAL INSPECTION

For W/E 09/01/2018

| | |
|-----------|-------|
| Monday | 7,857 |
| Tuesday | 8,207 |
| Wednesday | 5,476 |
| Thursday | 6,890 |
| Friday | 5,989 |
| Saturday | 944 |

Total 35,363

-
%Lams & yearlings 93.9
%Mature sheep 6.1

RED MEAT PRODUCTION

(Estimated, except

Actual)

Production Mil. lbs.

| | |
|-------------|--------|
| 15-Sep-18 | 2.1 |
| 08-Sep-18 | 2.4 |
| Change: | -12.5% |
| 09-Sep-17 | 2.1 |
| Change: | 0.0% |
| 2018 YTD | 96.2 |
| 2017 YTD | 90.6 |
| Change: | 6.2% |
| *01-Sep-18* | 2.4 |

Average Live Weights

| | |
|-------------|-----|
| 15-Sep-18 | 137 |
| 08-Sep-18 | 139 |
| 09-Sep-17 | 132 |
| *01-Sep-18* | 133 |

Dressed:

| | |
|-------------|----|
| 15-Sep-18 | 69 |
| 08-Sep-18 | 70 |
| 09-Sep-17 | 66 |
| *01-Sep-18* | 67 |

Slaughter

| | |
|-----------|-----------|
| 15-Sep-18 | 31,000 |
| 08-Sep-18 | 35,000 |
| Change: | -11.4% |
| 09-Sep-17 | 32,000 |
| Change: | -3.1% |
| 2018 YTD | 1,355,000 |
| 2017 YTD | 1,322,000 |
| Change: | 2.5% |

US FEDERALLY INSPECTED SLAUGHTER BY REGION

Week Ending 09/01/2018

| Standard : | Sheep | | |
|------------|-------|--------|-----------|
| Federal : | ----- | | |
| Regions : | Total | Mature | Lambs & |
| 1/ : | | Sheep | Yearlings |
| ----- | | | |
| 1,000 head | | | |
| 1 | 0.6 | - | 0.5 |
| 2 | 4.0 | 0.4 | 3.6 |
| 3 | 2.9 | 0.2 | 2.7 |
| 4 | 1.6 | 0.3 | 1.3 |
| 5 | 7.0 | 0.4 | 6.6 |
| 6 | 0.9 | 0.2 | 0.7 |
| 7 | 0.3 | - | 0.3 |
| 8 | 14.4 | 0.4 | 14.0 |
| 9 | 2.7 | 0.2 | 2.5 |
| 10 | 1.0 | - | 1.0 |
| U.S. 2/ | 35.4 | 2.2 | 33.2 |

Represents zero.
 (D) Withheld to avoid disclosing individual operations.
 1/ States included in regions are as follows 1- CT, ME, NH, VT, MA & RI;
 2- NY & NJ; 3- DE-MD, PA, WV & VA; 4- AL, FL, GA, KY, MS, NC, SC & TN;
 5- IL, IN, MI, MN, OH & WI; 6- AR, LA, NM, OK & TX; 7- IA, KS, MO & NE;
 8- CO, MT, ND, SD, UT & WY; 9- AZ, CA, HI & NV; 10- AK, ID, OR & WA.
 2/ Totals may not add due to rounding. A region may not be published due to confidentiality, but is included in totals.

CANADIAN FEDERALLY INSPECTED SLAUGHTER

| | Current | Week Ago | Year Ago | YTD | YTD | %Change |
|---------------|--------------|--------------|--------------|----------------|----------------|-------------|
| | 09/08/18 | 09/01/18 | 09/09/17 | 2018 | 2017 | |
| Cattle: | 56,231 | 60,796 | 56,634 | 2,057,384 | 1,927,382 | 6.7% |
| Calves: | 3,001 | 3,637 | 3,380 | 130,220 | 138,247 | -5.8% |
| Sheep: | 3,616 | 3,173 | 2,727 | 116,019 | 114,846 | 1.0% |
| Hogs: | 337,271 | 391,485 | 351,539 | 14,055,145 | 14,209,963 | -1.1% |

Texas to Mexico Daily Livestock Exports

| Fri, 09/14/2018 | EXPORTS | CURRENT | CURRENT | PREVIOUS |
|--------------------|------------|------------|--------------|--------------|
| | 9/13/2018 | WEEK-T-D | YTD | YTD |
| Slaughter Lambs | 0 | 0 | 0 | 0 |
| Slaughter Ewes | 340 | 340 | 5,541 | 3,584 |
| Breeding Males | 0 | 0 | 0 | 4 |
| Breeding Females | 0 | 0 | 0 | 6 |
| Total Sheep | 340 | 340 | 5,541 | 3,594 |

US TO MEXICO WEEKLY LIVESTOCK EXPORT SUMMARY

| Thu 09/13/2018 | Current | Previous | Current | Previous | PERCENT |
|--------------------|----------|------------|--------------|--------------|------------------|
| | Week | Week | YTD | YTD* | CHANGE |
| | 9/8/2018 | 9/1/2018 | | | |
| Slaughter Lambs | 0 | 0 | 0 | 0 | |
| Slaughter Ewes | 0 | 345 | 5,201 | 3,584 | |
| Breeding Males | 0 | 0 | 0 | 4 | |
| Breeding Females | 0 | 0 | 0 | 6 | |
| Total Sheep | 0 | 345 | 5,201 | 3,594 | + 144.71% |

LAMB AND MUTTON IMPORTS

For Reporting Period: 09/02/2018 to 09/08/2018 Metric Tons Week 36

| | Boneless | Carcasses | Cuts | Edible | Primals & | Weekly | 2018 |
|------------------|-----------|------------|------------|-----------|------------|--------------|---------------|
| | Trimmings | | | Offals | Subprimals | Total | YTD Total |
| Lamb | | | | | | | |
| Australia | | 66 | 420 | | 381 | 867 | 40,850 |
| Canada | | | | | | | 75 |
| Chile | | 52 | | | | 52 | 538 |
| Iceland | | | | | 34 | 34 | 96 |
| Mexico | | | | | | | 0 |
| New Zealand | 4 | | | 14 | 313 | 333 | 19,282 |
| Northern Ireland | | | | | | | 0 |
| Spain | | | | | | | 0 |
| Uruguay | | | | | | | 62 |
| Total | 4 | 118 | 420 | 14 | 728 | 1,286 | 60,904 |
| | | | | | | | |
| | | | | | | | |
| | | | | | | | |
| Mutton | | | | | | | |
| Australia | | | 268 | 18 | 50 | 336 | 11,768 |
| Chile | | | | | | | 17 |
| New Zealand | | | | | 33 | 33 | 2,885 |
| Total | | | 268 | 18 | 83 | 369 | 14,670 |

NATIONAL WEEKLY LAMB CARCASS AND LAMB CUTS - IMPORTED

FOB cold storage; negotiated sales for delivery periods; fresh and frozen carlot volume; U.S. dollars per 100 pounds.

Items with no entries indicate non-reportable trades

WEEKLY VOLUME AUS = Australian NZ = New Zealand

Negotiated Sales:
 Fresh Cuts = 866,405 Pounds
 Frozen Cuts = 1,418,144 Pounds

NEGOTIATED SALES, FRESH

| Sub-Primal | # of Trades | Total Pounds | Price Range | Weighted Average |
|---------------------------------|-------------|--------------|-------------------|------------------|
| AUS Rack, FR, Cap-off, 20-24 oz | 14 | 3,674 | 1,027.50 1,367.00 | 1,181.90 |
| AUS Rack, FR, Cap-off, 24-28 oz | 23 | 12,861 | 1,095.00 1,420.00 | 1,206.69 |
| AUS Rack, FR, Cap-off, 28 oz/up | 34 | 86,403 | 1,032.00 1,422.00 | 1,086.74 |
| AUS Shoulder, Square-cut | 11 | 46,986 | 270.00 350.00 | 293.32 |
| AUS Foreshank, VP | 8 | 4,928 | 307.00 391.00 | 335.61 |
| AUS Shortloin, 1-Rib, 0x0 | 21 | 121,729 | 430.00 618.00 | 573.24 |
| AUS Leg, semi bnls | 11 | 9,886 | 392.00 436.00 | 406.84 |

NEGOTIATED SALES, FROZEN

| Sub-Primal | # of Trades | Total Pounds | Price Range | Weighted Average |
|---------------------------------|-------------|--------------|-------------------|------------------|
| AUS Rack, FR, Cap-off, 20-24 oz | 16 | 15,084 | 895.00 1,375.00 | 1,074.25 |
| AUS Rack, FR, Cap-off, 24-28 oz | 13 | 6,854 | 1,040.00 1,340.00 | 1,128.79 |
| AUS Rack, FR, Cap-off, 28 oz/up | 9 | 16,252 | 1,078.00 1,303.00 | 1,142.32 |
| AUS Shoulder, Square-cut | 29 | 81,834 | 217.00 281.00 | 258.45 |
| AUS Shoulder, Square-cut, bnls | 9 | 62,159 | 325.00 398.00 | 351.22 |
| AUS Foreshank, LP | 19 | 10,432 | 230.00 325.00 | 279.23 |
| AUS Leg, Long | 41 | 66,341 | 248.00 423.00 | 358.10 |
| AUS Hindshank, LP | 4 | 7,439 | 255.00 351.00 | 273.99 |
| AUS Hindshank, VP | 11 | 16,421 | 233.00 340.00 | 249.82 |
| AUS Leg, bnls | 38 | 71,362 | 353.00 415.00 | 370.65 |
| NZ Rack, FR, Cap-off, 12-16 oz | 56 | 38,746 | 1,089.00 1,360.00 | 1,210.85 |
| NZ Rack, FR, Cap-off, 16-20 oz | 85 | 49,727 | 1,119.00 1,347.00 | 1,201.01 |
| NZ Rack, FR, Cap-off, 20 oz/up | 18 | 11,660 | 1,015.00 1,347.00 | 1,170.44 |

REGIONAL WEEKLY SUMMARIES

MOUNTAIN AREAS AND WESTERN UNITED STATES DIRECT SHEEP

Receipts: 16,200 Last Week: 0 Last Year: 0

Compared to a week ago: Feeder lambs have been trading steady, while slaughter ewes have not had a recent enough test to accurately compare. There were 16,200 head of confirmed trades reported this week. Feeder lambs sell FOB with an overnight stand or equivalent 3-4 percent shrink unless otherwise noted. The state identified is the state of origin. Prices quoted per cwt. Current delivery unless otherwise noted.

Feeder Lambs: Medium and Large 1-2 for current delivery 80-85 lbs 150.00-156.00 (WY); 80-85 lbs with a 0.50 slide up and down 150.00 (ID) 95-105 lbs 140.00 with a 0.50 slide up and down delivered (ID); 95-105 lbs 135.00 (ID).

Slaughter Ewes: Utility and Good 1-3 for current delivery 170-180 lb smooth ewes 50.00 (UT); 150-160 lb thin ewes 35.00 (UT).

SOUTH CENTRAL DIRECT SHEEP

Not available at time of publication.

NATIONAL WEEKLY SLAUGHTER SHEEP REVIEW

Comments: Compared to last week's light test, negotiated purchases of slaughter lambs were sharply lower on comparable sales.

Negotiated Purchases:

This Week: 1900 Last Week: 3700 Last Year: 3100

Domestic Slaughter Lambs

Choice and Prime:

| Live Purchases: | Weight Range | Price Range | Wtd Avg Price |
|------------------|--------------|---------------|---------------|
| Wooled and Shorn | 111-185 lbs | 119.00-157.64 | 137.78 |

Formula Purchases:

Formula purchase information for previously slaughtered lambs (carcass basis)

Weighted Average Weight: 76.60 lbs
 Weighted Average Net Price: 281.32
 Weighted Average Dressing Percent: 50.70

Comprehensive Information:

Includes all Negotiated & Formula transactions submitted this week (carcass basis)

Weighted Average Weight: 75.35 lbs
 Weighted Average Net Price: 282.73
 Weighted Average Dressing Percent: 50.83

WEEKLY LAMB PELTS PRICE REPORT - FOB Major Production Points

Per Piece Price

Estimated Credit Returned to Producers Per Piece Price for Week Ending: 9/07/2018

Pelt activity this week compared to last week, Compared to last week, pelts were steady.

| Unshorn | Price Range | Shorn | Price Range |
|----------------|---------------|----------------|---------------|
| Supreme | 0.50 - 4.50 | Supreme | 0.50 - 4.50 |
| Premium | (2.75)- 3.50 | Premium | (2.50)- 3.25 |
| Standard | (2.50)- 1.00 | Standard | (2.50)- 0.25 |
| Fair | (2.50)- 1.00 | Fair | (2.25)-(1.00) |
| Mixed Class | (2.50)- 0.50 | Mixed Class | (2.50)-(2.25) |
| Damaged/Puller | (1.50)-(1.25) | Damaged/Puller | (2.50)-(2.25) |

| Pelt Category | Square Footage | Discolored Fiber | Manure/Seed Free | Staple Length | Micron | Processing Defects |
|----------------|----------------|------------------|------------------|---------------|--------|--------------------|
| Supreme | 9-up | none | predominantly | 1-3 | 22-26 | minimal |
| Premium | 7-10 | none-minimal | predominantly | 1-3 | 22-26 | minimal |
| Standard | 8-down | minimal | somewhat/heavy | 1-3 | 22-up | minimal |
| Fair | 4-up | some | somewhat/heavy | NA | NA | yes |
| Mixed Class | NA | some | somewhat/heavy | NA | NA | yes |
| Damaged/Puller | NA | some | somewhat/heavy | NA | NA | yes |

Livestock Mandatory Reporting on Negotiated, Formula and Contract trades Monday September 10, 2018 through Friday September 14, 2018 showed pelts consisting of 50.3% Unshorn and 49.7% Shorn.

NATIONAL WOOL REVIEW

Domestic wool trading on a clean basis was at a standstill this week. There were no confirmed trades reported. Prices reflect trades FOB warehouse in original bag or square pack, bellies out, some graded, and 76 mm or longer. No allowance made for coring, freight or handling fees at the warehouse level to reflect net grower prices (*) indicates new prices this week. (NA) represents microns not normally available in this region. Wools shorter than 75 mm typically discounted .10-.20 clean. Classed and skirted wools usually trade at a .10-.20 premium to original bag prices.

| Micron | US Grades | Fleece States | Territory States | Texas and New Mexico |
|--------|-----------|---------------|------------------|----------------------|
| 18 | 80s | None | None | None |
| 19 | 70-80s | None | None | None |
| 20 | 64-70s | None | None | None |
| 21 | 64s | None | None | None |
| 22 | 62s | None | None | None |
| 23 | 60-62s | None | None | None |
| 24 | 60s | None | None | None |
| 25 | 58s | None | None | None |
| 26 | 56-58s | None | None | None |
| 27 | 54-56s | None | None | None |
| 28 | 54s | None | None | NA |
| 29 | 50-54s | None | None | NA |
| 30-34 | 44-50s | None | None | NA |

Domestic wool trading on a greasy basis was at a standstill this week. There were no confirmed trades reported. All trades reported on a weighted average.

Domestic wool tags are delivered to buyer and reported on a greasy basis:

| Number 1 tags | Number 2 tags | Number 3 tags |
|---------------|---------------|---------------|
| .60-.70 | .50-.60 | .40-.50 |

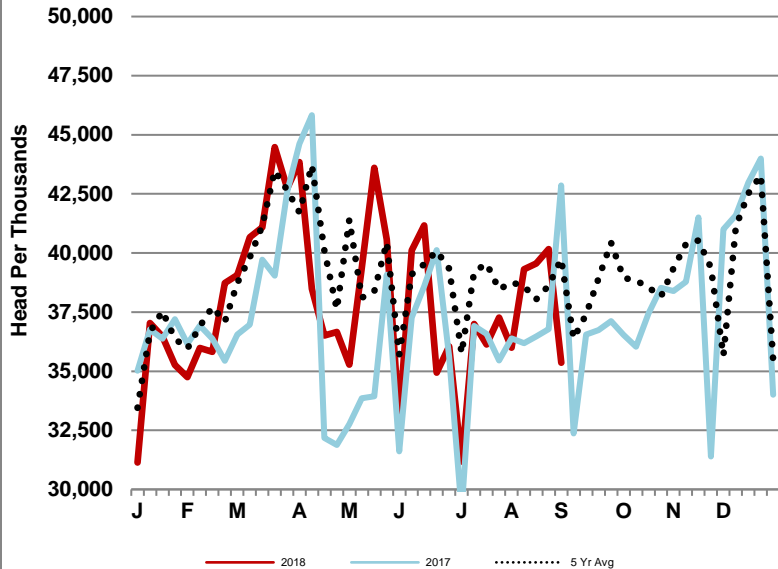
In Australia this week, the Eastern Market Indicator was up 6 at 2094 cents per Kg clean from the sale a week ago. A total of 34,064 bales were offered with sales of 97.3 percent. The Australian exchange rate was weaker by .0010 at .7178 percent of the U.S. dollar. Australian wool prices are quoted delivered Charleston, South Carolina. The current freight rate is .15 cents per pound clean. Schlumberger Dry formula is used for yield determination.

The 75-85 percent of Australia price range can be used as an estimated value of clean domestic prices FOB the warehouse and gross producer. These are estimated domestic values and may vary depending on current market conditions, yield, strength, length, colored fiber content, poly contamination, and other quality factors.

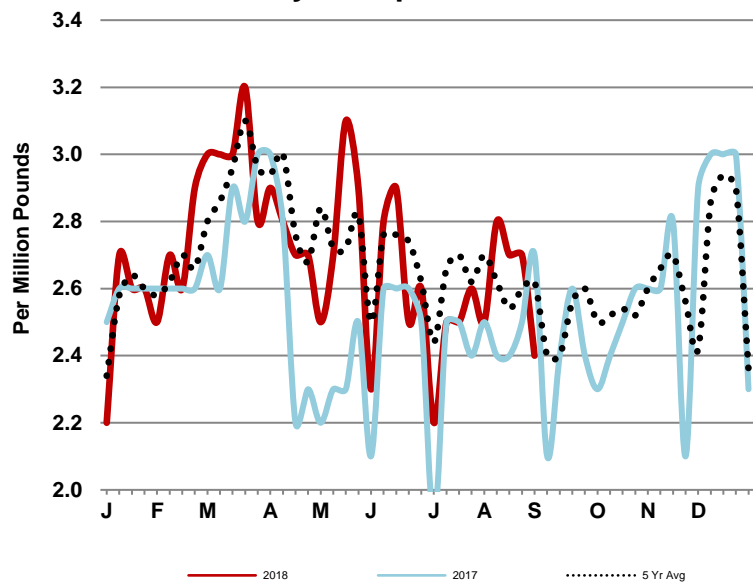
| Micron | US Grade | Clean Del Price in U.S. Dollars | Change from Previous Sale | 75-85 Percent of Australia |
|--------|------------------|---------------------------------|---------------------------|----------------------------|
| 18 | 80s | 8.88 | + .14 | 6.66-7.54 |
| 19 | 70-80s | 8.09 | + .04 | 6.07-6.88 |
| 20 | 64-70s | 7.65 | - .01 | 5.74-6.51 |
| 21 | 64s | 7.52 | - .02 | 5.64-6.39 |
| 22 | 62s | 7.49 | - .01 | 5.61-6.36 |
| 23 | 60-62s | 7.43 | + .01 | 5.58-6.32 |
| 24 | 60s | 6.86 | + .01 | 5.15-5.83 |
| 25 | 58s | 5.90 | + .01 | 4.42-5.01 |
| 26 | 56-58s | 5.07 | + .03 | 3.80-4.31 |
| 28 | 54s | 3.31 | + .00 | 2.48-2.82 |
| 30 | 50s | 2.56 | + .02 | 1.92-2.18 |
| 32 | 46-48s | 1.75 | + .01 | 1.31-1.48 |
| | Merino Clippings | 5.26 | - .00 | 3.94-4.47 |

Eastern Market Indicator closed up 6 at 2094 cents per kg clean. Australian exchange rate was weaker by .0010 at .7178 percent of the U.S. dollar.

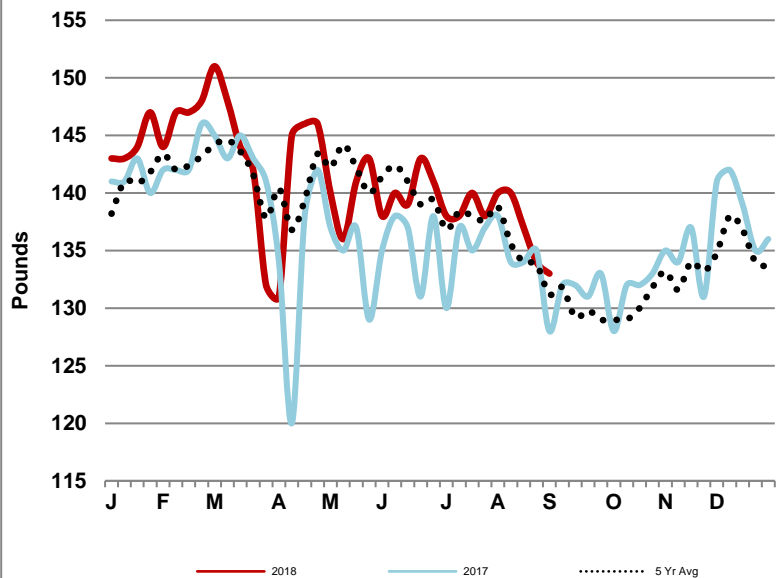
Weekly Sheep Slaughter



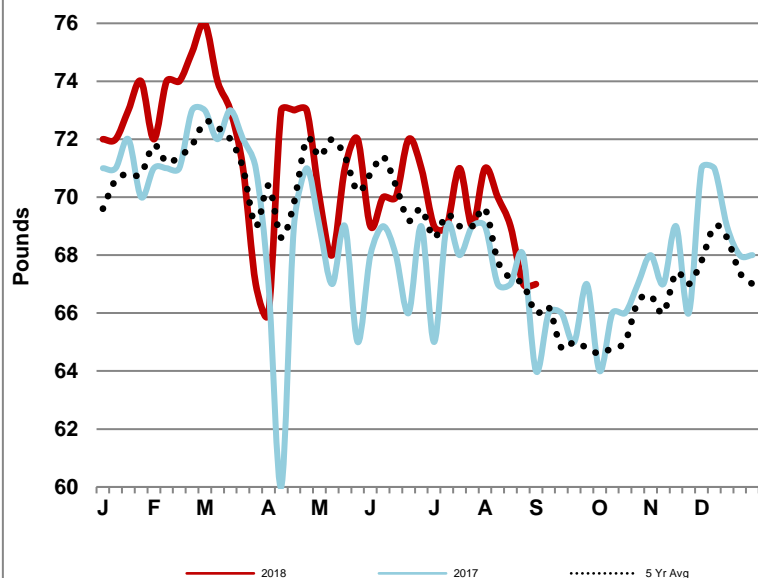
Weekly Sheep Production



Weekly Sheep Average Live Weight



Weekly Sheep Average Dressed Weight



Market News Sources



For additional information, contact these Livestock and Grain Market News locations

Des Moines, IA
William Worlie
515-284-4460

St. Joseph, MO
Jodie Pitcock
816-676-7000

Greeley, CO
970-353-9750

New Holland, PA
Levi Geyer
717-354-2391

San Angelo, TX
Rebecca Sauder
915-653-1778

Sioux Falls, SD
Justin Lumpkin
605-338-4061

[USDA AMS Livestock, Poultry & Grain Market News Portal](#)