



Specialty Crops Market News Division

Agricultural
Marketing
Service

National Retail Report - Specialty Crops

Websites: www.marketnews.usda.gov/mnp/fv-home and <http://www.ams.usda.gov/mnreports/fvwretail.pdf>
and http://www.ams.usda.gov/mnreports/wa_lo100.txt

Volume XII - Number 31

Issued Weekly

Friday, August 10, 2018

Advertised Prices for Specialty Crops at Major Retail Supermarket Outlets ending during the period of 08/04 to 08/16^{1,2}

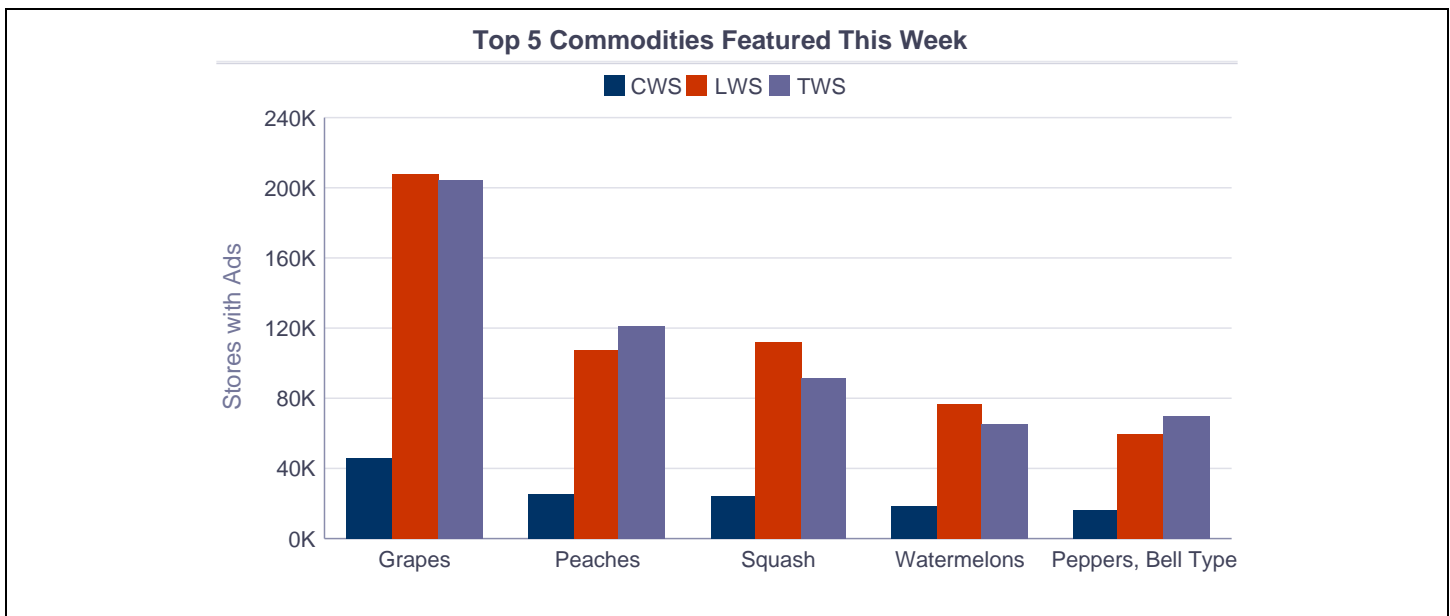
Sweet Summer Savings

Trying to take advantage of the last remaining weeks of summer, retailers continued to showcase locally grown produce. Bell peppers, summer squash, corn, cantaloupes, leaf lettuces, tomatoes, cucumbers, and watermelon grown by local farmers across the country were widely available. Plums, pluots, cherries, nectarines, and peaches were widely available, keeping the summer feeling alive even though the school year has begun in much of the country. Rose bouquets and gladiola bunches brightened up floral ads. Many retailers continued to run specials on school supplies.

Total ad numbers this week were 421,502, a 2% increase from last weeks 413,186. The total number of ads broken out by commodity groups: fruit 237,069 (56% of all ads), onions and potatoes 23,653 (6%), vegetables 156,764 (39%), herbs 1,308, and ornamentals 2,708. The number of ads for organic produce was 52,769, 13% of total ads.

The following are the prices of major advertised items (3,000 plus stores) this week, compared to the same week last year. Significant increases in price for fruit items this week included red cherries at 20%, white seedless grapes at 17%, red seedless grapes at 15%, and strawberries at 14%. Significant decreases included clementines at 19%, pineapple at 12%, and plums at 12%. There were no significant increases or decreases in price this week for onions and potatoes. Significant increases for vegetables this week included grape tomatoes at salad at 20%, vine ripe tomatoes at 20%, and green beans at 10%. The sole significant decrease was for corn at 16%.

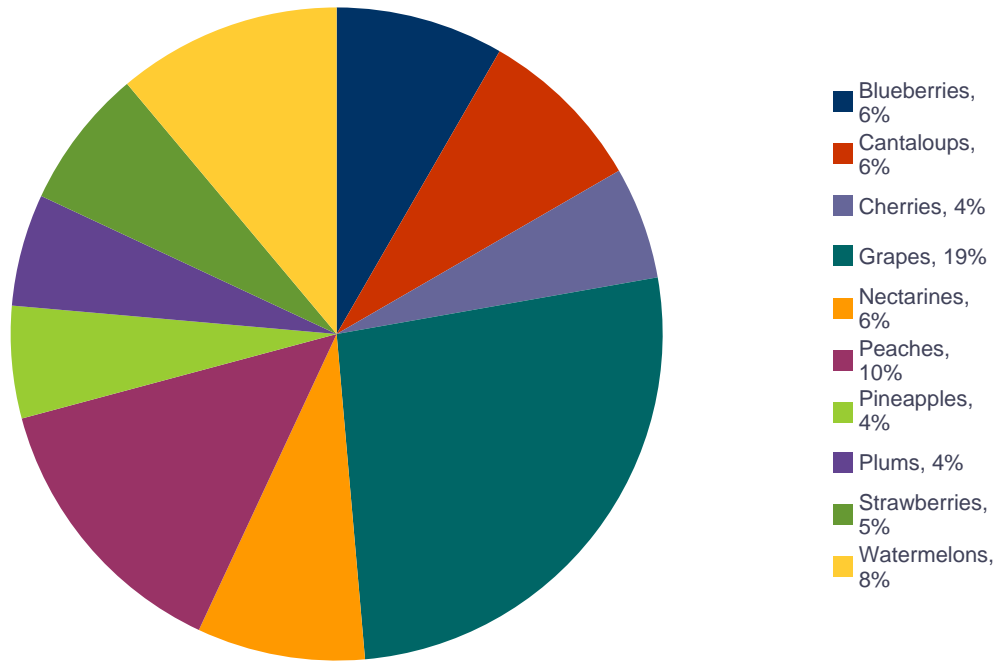
For more detailed information on organic and locally grown produce visit the National Retail--Local and Organic Report at: http://www.ams.usda.gov/mnreports/wa_lo100.txt



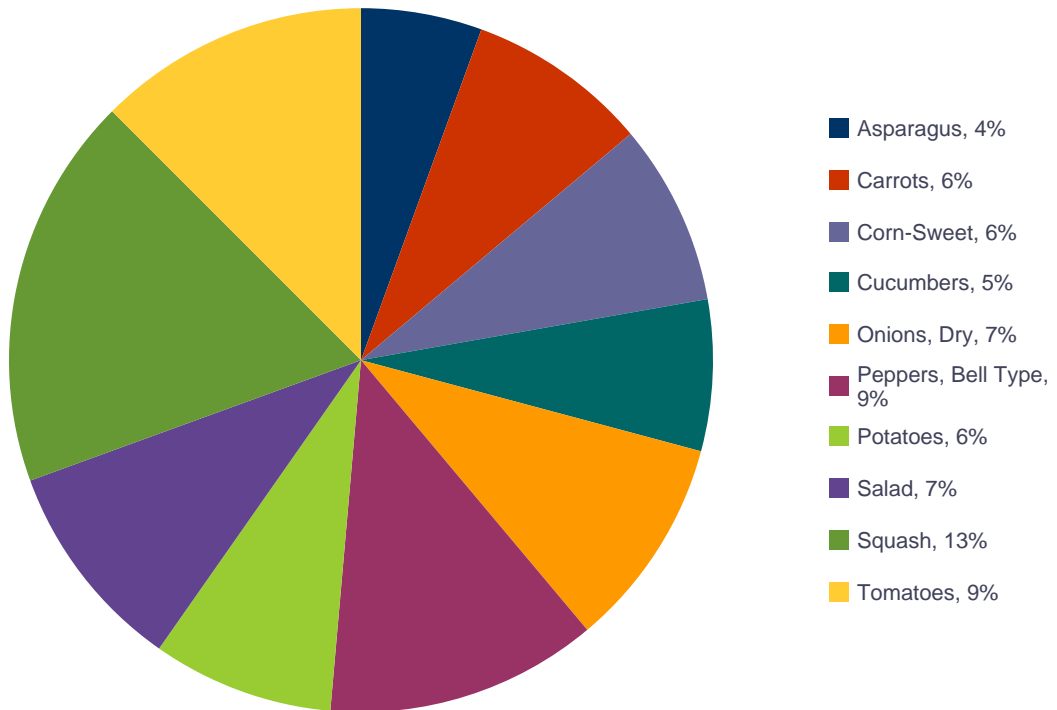
¹ - Specialty Crops Market News surveys over 400 retailers, comprising over 30,300 individual stores, with online weekly advertised features.

² - Date range reflects one week of data collection ending on the report date and encompasses ad pricing good from the Saturday before the report release date through the following Friday.

Top 10 Fruits as Percentage of Total Fruit Ads



Top 10 Vegetables as Percentage of Total Vegetable Ads Including Onions and Potatoes





NATIONAL SUMMARY

FRUITS								
Commodity	Variety	Unit	THIS WEEK		LAST WEEK		LAST YEAR	
			Stores With Ads	Wtd Avg Price	Stores With Ads	Wtd Avg Price	Stores With Ads	Wtd Avg Price
Apples	Braeburn	per pound	330	1.60	684	1.42	262	1.26
Apples	Fuji	per pound	1,864	1.47	921	1.26	2,142	1.75
Apples	Fuji	3 lb bag	42	2.42	11	1.99	6	3.99
Apples	Gala	per pound	1,257	1.38	1,553	1.57	2,121	1.32
Apples	Gala	3 lb bag	38	2.31	14	2.99	6	3.99
Apples	Golden Delicious	per pound	52	1.18	156	1.43	202	1.93
Apples	Granny Smith	per pound	1,074	1.39	311	1.50	15	1.99
Apples	Granny Smith	3 lb bag	96	1.75	265	2.94	6	3.99
Apples	Honeycrisp	per pound	167	1.90	383	1.88	120	2.98
Apples	Pink Lady/Cripps Pink	per pound	224	1.82	1,223	1.98	963	1.55
Apples	Red Delicious	per pound	693	1.04	321	0.88	775	0.94
Apples	Red Delicious	3 lb bag	53	2.15	92	3.69	41	3.50
Apples	Red Delicious	5 lb bag	59	4.98	79	3.49	71	4.19
Apples, Processed	Juice	64 oz (1/2 gallon)	3,524	1.72	5,999	1.63	4,390	1.95
Apples, Processed	Juice	128 oz (1 gallon)	8	4.90	197	3.90	63	2.99
Apples, Processed	Juice Marked Cider	64 oz (1/2 gallon)	220	3.00	148	1.09	57	1.32
Apricots		per pound	133	2.86	698	3.60	524	2.49
Avocados	Hass	each	7,653	1.19	6,651	1.14	6,663	1.71
Avocados	Various Greenskin Varieties	each	140	1.56	83	2.22	213	1.25
Bananas		per pound	1,670	0.51	1,587	0.49	1,335	0.72
Blueberries		6 oz package	1,865	2.42	1,219	2.41	2,045	3.20
Blueberries		1 pint package	5,175	2.18	7,224	2.45	7,979	2.59
Blueberries		18 oz package	2,201	3.40	2,475	3.37	197	4.36
Cantaloups		each	11,784	2.13	11,912	1.94	11,343	2.49
Cantaloups		per pound	799	0.62	901	0.49	917	1.43
Cherries	Rainier	per pound	9	2.98	1	4.39	92	2.68
Cherries	Red Varieties	per pound	9,565	3.25	14,435	2.83	10,968	3.59
Clementines		3 lb bag	3,314	4.72	3,663	4.93	1,100	5.83
Clementines		2 lb bag	510	3.39	551	4.35	1,599	2.72
Fruit, Other	Cactus Pears	per pound	223	0.57	142	1.22	82	0.50
Fruit, Other	Cactus Pears	each	153	0.17	33	0.20	87	0.23

Wtd Avg - Simple weighted average



Grapefruit	Red	each	3	0.88	171	0.99	51	0.89
Grapefruit	Red	per pound	10	0.89	5	0.50	5	0.50
Grapes	Black Seedless	per pound	5,450	1.88	5,331	1.68	5,098	2.59
Grapes	Red Globe	per pound	719	2.11	100	1.78	641	1.89
Grapes	Red Seedless	per pound	16,408	1.85	18,703	1.85	16,299	2.20
Grapes	White Seedless Type	per pound	16,249	1.96	15,031	1.95	14,101	2.73
Honeydews		each	3,427	3.30	2,568	2.61	2,471	3.56
Honeydews		per pound	365	0.61	423	0.75	281	1.04
Kiwifruit	Hayward	each	998	0.41	609	0.32	380	0.63
Kiwifruit	Hayward	1 lb bag	419	3.48	16	3.49	41	3.00
Lemons		each	1	0.99	341	0.58	270	0.66
Lemons		2 lb bag	210	3.50			786	3.84
Limes		each	936	0.30	1,067	0.23	7,210	0.40
Limes		per pound	150	0.64	93	0.53	105	0.49
Mangoes		each	5,758	1.00	5,952	0.97	6,081	1.31
Misc Berries	Blackberries	5.6 - 6 oz package	5,366	2.49	2,443	2.79	4,212	2.67
Nectarines	Various White Flesh Varieties	per pound	3,073	2.23	4,130	2.19	3,040	2.29
Nectarines	Various Yellow Flesh Varieties	per pound	8,602	1.87	9,293	1.91	11,568	2.34
Oranges	Navel	each	2,794	0.92	1,829	1.06	2,426	0.81
Oranges	Navel	per pound	878	1.18	1,919	1.43	2,883	1.64
Oranges	Navel	3 lb bag	3,014	3.54	1,491	3.88	4,531	3.55
Oranges	Navel	4 lb bag	15	3.99	24	3.49		
Oranges	Valencia	each	89	1.07	72	0.63	52	0.61
Oranges	Valencia	per pound	15	0.99	50	0.85	13	1.18
Papaya	Maradol/Tainung Types	per pound	311	0.90	299	1.06	209	0.70
Papaya	Solo Type	per pound	55	1.63	12	0.66	70	1.29
Papaya	Solo Type	each	5	0.89				
Peaches	Various White Flesh Varieties	per pound	7,953	2.09	7,748	2.11	3,780	2.33
Peaches	Various Yellow Flesh Varieties	per pound	13,578	1.68	13,106	1.60	15,017	2.33
Pears	Bartlett	per pound	2,233	1.24	3,483	1.30	6,187	1.57
Pears	D'Anjou	per pound	18	1.37	2	0.98	133	1.46
Pineapples		each	9,223	2.53	8,374	2.31	2,740	2.86
Pineapples		per pound	333	0.83	208	0.69	440	1.10
Plums		per pound	6,322	1.73	8,235	1.97	6,613	2.67
Plums	Interspecific Type	per pound	2,380	1.56	2,781	2.14	1,423	2.60
Raspberries	Red	6 oz package	7,764	2.52	5,055	2.50	5,966	3.03
Strawberries		1 lb package	6,589	2.45	7,621	2.40	11,735	3.16
Strawberries		2 lb package	1,854	4.23	2,395	4.01	646	4.68



Tangelos		per pound	26	1.30	17	1.52	134	1.00
Tangelos		each	146	1.00			54	1.00
Tangerines		per pound	39	2.00	155	1.82	50	1.48
Tangerines		3 lb bag	2,381	3.66	1,285	4.37	972	5.89
Tangerines		2 lb bag	127	3.42	25	3.51	184	3.20
Tangerines		each	24	1.00				
Watermelons	Red Flesh Seeded Type	each	41	5.66	119	4.54	38	3.98
Watermelons	Red Flesh Seeded Type	per pound	29	0.56	100	0.33	44	0.50
Watermelons	Red Flesh Seedless Miniature	each	1,987	2.27	2,689	2.45	922	4.15
Watermelons	Red Flesh Seedless Type	each	15,027	3.90	11,246	4.38	10,006	4.01
Watermelons	Red Flesh Seedless Type	per pound	827	0.31	1,060	0.44	1,009	1.05
ORGANIC								
Apples	Braeburn	per pound	18	1.72			75	2.12
Apples	Fuji	per pound	8	1.99	261	2.27	37	2.09
Apples	Gala	per pound	7	1.99	11	2.10	69	2.02
Apples	Gala	2 lb bag	58	1.29				
Apples	Granny Smith	per pound	112	1.13	241	2.30		
Apples	Granny Smith	2 lb bag	242	3.49	22	3.49		
Apples	Pink Lady/Cripps Pink	per pound	46	1.99	233	2.29	714	2.39
Apples, Processed	Juice	64 oz (1/2 gallon)	416	2.99	234	3.06	192	2.85
Apples, Processed	Juice Marked Cider	64 oz (1/2 gallon)	6	7.99			12	4.99
Apricots		per pound	1	2.49	2	1.88	10	2.99
Avocados	Hass	each	1,359	1.28	687	1.96	154	1.55
Bananas		per pound	1,089	0.76	1,838	0.73	1,112	0.87
Blueberries		6 oz package	846	3.26	1,528	3.02	1,660	4.11
Blueberries		1 pint package	2,488	3.65	797	3.19	1,346	3.89
Blueberries		18 oz package	484	4.03	38	4.91	93	5.99
Cantaloups		each	708	2.74	1,491	2.87	1,103	3.15
Cantaloups		per pound	77	1.06	230	1.08	363	0.94
Cherries	Red Varieties	per pound	79	3.99	140	3.95		
Grapes	Black Seedless	per pound	816	2.25	979	2.49	1,397	2.61
Grapes	Red Seedless	per pound	3,090	2.69	2,447	3.01	4,332	3.34
Grapes	White Seedless Type	per pound	2,853	2.65	2,449	3.01	4,450	3.32
Honeydews		each	112	2.09	6	4.98	444	3.10
Honeydews		per pound	15	1.99	19	0.99	52	1.87
Kiwifruit	Hayward	each	9	0.69	9	0.69	15	0.50
Mangoes		each	1,446	1.16	712	1.17	1,037	1.30
Mangoes		per pound	21	3.99				



Misc Berries	Blackberries	5.6 - 6 oz package	365	4.29	931	3.35	2,577	4.10
Misc Citrus	Satsuma	per pound	19	2.49				
Nectarines	Various White Flesh Varieties	per pound	36	1.99			36	3.49
Nectarines	Various Yellow Flesh Varieties	per pound	2,503	2.91	2,111	2.81	1,481	4.05
Oranges	Valencia	each	28	0.50	28	0.99		
Oranges	Valencia	per pound	1	2.19	29	1.59	13	1.29
Peaches	Various White Flesh Varieties	per pound	36	1.99	37	2.90		
Peaches	Various Yellow Flesh Varieties	per pound	3,222	2.91	2,773	2.78	2,167	3.89
Pears	Bartlett	per pound	12	2.49	55	1.65	77	1.94
Pears	D'Anjou	per pound	1	2.39	48	1.99		
Pineapples		each	215	3.55	45	2.69	104	4.02
Plums		per pound	484	2.35	739	2.62	759	2.55
Plums	Interspecific Type	per pound	465	3.08	137	2.00	18	2.55
Raspberries	Red	6 oz package	548	3.94	763	3.12	988	4.46
Strawberries		1 lb package	2,866	3.59	2,920	3.50	2,842	4.16
Watermelons	Red Flesh Seedless Miniature	each	620	4.11	1,202	3.45	812	4.53
Watermelons	Red Flesh Seedless Miniature	per pound	87	3.40			136	0.99
Watermelons	Red Flesh Seedless Type	per pound	39	0.63	189	0.60	10	0.79

ONIONS AND POTATOES

Commodity	Variety	Unit	THIS WEEK		LAST WEEK		LAST YEAR	
			Stores With Ads	Wtd Avg Price	Stores With Ads	Wtd Avg Price	Stores With Ads	Wtd Avg Price
Onions, Dry	Red	per pound	452	1.22	270	1.09	5,418	1.12
Onions, Dry	White	per pound	591	0.91	197	0.50	439	0.63
Onions, Dry	White	2 lb bag	40	1.12	102	2.17	29	1.25
Onions, Dry	Yellow	per pound	531	0.48	428	0.57	1,124	0.69
Onions, Dry	Yellow	2 lb bag	238	1.61	83	1.18	609	1.44
Onions, Dry	Yellow	3 lb bag	730	1.73	1,868	2.17	527	2.25
Onions, Dry	Yellow Marked Sweet	per pound	8,718	1.08	8,704	1.03	3,813	2.26
Onions, Dry	Yellow Marked Sweet	2 lb bag	18	1.88			6	2.00
Onions, Dry	Yellow Marked Sweet	3 lb bag	351	2.93	544	2.83	690	2.48
Onions, Dry	Yellow Marked Sweet	5 lb bag	1,157	3.05	378	3.35	177	4.99
Potatoes	Round Red	per pound	1,287	0.79	930	0.83	1,030	0.99
Potatoes	Round Red	3 lb bag	67	1.96	79	2.59	38	2.50
Potatoes	Round Red	5 lb bag	2,167	2.85	3,193	3.47	3,342	3.45
Potatoes	Round Red	10 lb bag	54	3.36	24	3.99		
Potatoes	Round White	per pound	409	0.71	292	0.77	721	0.94

Wtd Avg - Simple weighted average



Potatoes	Round White	5 lb bag	534	3.11	227	2.19	491	2.61
Potatoes	Russet	per pound	790	0.90	191	0.82	584	0.85
Potatoes	Russet	3 lb bag	91	1.03	9	1.22	38	1.42
Potatoes	Russet	5 lb bag	1,176	2.42	2,207	2.80	2,839	2.55
Potatoes	Russet	10 lb bag	863	4.32	781	3.55	530	3.14
Potatoes	Russet	8 lb bag	242	2.79	330	2.99	56	2.93
Potatoes	Yellow Type	per pound	271	0.82	217	0.95	200	0.96
Potatoes	Yellow Type	3 lb bag	7	2.99	13	2.50	38	2.50
Potatoes	Yellow Type	5 lb bag	478	3.00	1,529	3.31	1,126	4.23

ORGANIC

Onions, Dry	Yellow	per pound	15	1.29	6	0.98	45	1.49
Onions, Dry	Yellow	3 lb bag	257	2.94	210	3.99	401	3.95
Onions, Dry	Yellow Marked Sweet	per pound	4	0.99	38	1.17	272	1.30
Onions, Dry	Yellow Marked Sweet	3 lb bag	33	5.99	233	2.99		
Potatoes	Round Red	per pound	4	1.49	6	0.98	5	0.98
Potatoes	Round Red	3 lb bag	74	2.99			20	4.96
Potatoes	Round Red	5 lb bag	966	3.01				
Potatoes	Russet	3 lb bag	81	3.03	5	3.79		
Potatoes	Russet	5 lb bag	957	2.99	51	5.11	54	3.30

VEGETABLES

Commodity	Variety	Unit	THIS WEEK		LAST WEEK		LAST YEAR	
			Stores With Ads	Wtd Avg Price	Stores With Ads	Wtd Avg Price	Stores With Ads	Wtd Avg Price
Artichokes		each	492	1.84	59	2.03	817	2.71
Asparagus	Green	per pound	7,734	2.95	6,964	2.99	4,979	4.75
Beans	Round Green Type	per pound	3,124	1.67	3,603	1.43	4,287	1.75
Beets		per bunch	233	1.43	329	1.20	214	2.06
Beets		per pound	232	0.69	193	0.58	19	0.97
Bok Choy		per pound	33	0.80	60	1.31	46	1.44
Broccoli		per pound	115	2.11	92	1.10	957	2.05
Broccoli		per bunch	1,391	2.36	2,628	2.36	2,166	2.29
Broccoli	Baby Hybrid Type	per bunch	152	1.99				
Broccoli	Crown Cut	per pound	1,874	1.47	2,420	1.50	3,383	2.06
Brussels Sprouts		per pound	76	1.82	52	3.47	18	2.97
Cabbage	Round Green Type	per pound	2,107	0.58	1,812	0.55	4,317	0.93
Carrots		per pound	137	0.39	75	0.29	147	0.30
Carrots		1 lb bag	477	0.83	370	0.60	385	1.37

Wtd Avg - Simple weighted average



Carrots		2 lb bag	365	1.17	335	1.05	410	1.18
Carrots	Baby Peeled	1 lb bag	2,530	1.47	1,623	1.47	2,207	2.25
Carrots	Baby Peeled	2 lb bag	4,995	2.19	4,507	2.14	423	2.18
Cauliflower		each	2,188	2.37	4,092	2.29	1,211	2.44
Cauliflower		per pound	383	1.02	331	1.43	623	1.73
Celery		each	871	1.30	698	1.13	1,326	1.38
Celery		per pound	55	1.12	55	1.35	82	1.92
Celery	Hearts	each	182	1.75	385	2.87	1,711	2.11
Celery	Hearts	per pound	957	1.99				
Chinese Cabbage		per pound	33	0.80	52	0.38	17	1.00
Cilantro		per bunch	1,301	0.66	773	0.65	2,478	0.88
Corn-Sweet		each	10,340	0.37	6,600	0.36	9,183	0.88
Cucumbers		each	4,568	0.63	4,503	0.67	6,754	0.61
Cucumbers		per pound	100	0.84	53	1.47	186	1.13
Cucumbers	Long Seedless-Greenhouse	each	2,613	1.53	1,772	1.20	2,511	2.41
Cucumbers	Long Seedless-Greenhouse	per pound	453	1.25	68	0.51	48	0.50
Eggplant		per pound	2,052	1.45	1,827	1.60	1,681	1.32
Eggplant		each	262	1.12	59	0.97	357	1.03
Garlic		per pound	45	2.40				
Garlic		per sleeve	85	0.89	45	0.86	135	1.61
Greens	Collard	per bunch	201	0.98	46	1.21	277	1.12
Greens	Collard	per pound	297	0.99	264	0.74	762	0.98
Greens	Collard	1 lb bag	208	2.07	233	2.08	4	2.50
Greens	Kale	per bunch	615	0.99	1,185	1.06	622	1.83
Greens	Kale	per pound	241	0.99	219	0.71	1,044	1.05
Greens	Kale	1 lb bag	208	2.07	233	2.08	4	2.50
Greens	Mustard	per bunch	177	0.98			249	1.05
Greens	Mustard	per pound	186	0.99	210	0.69	708	0.98
Greens	Swiss Chard	per pound	186	0.99				
Greens	Turnip Tops	per bunch	177	0.98			95	1.47
Greens	Turnip Tops	per pound	186	0.99	210	0.69	708	0.98
Lettuce, Iceberg		each	2,001	1.20	1,770	1.01	1,857	1.52
Lettuce, Iceberg		per pound	26	1.81	44	1.85		
Lettuce, Other	Boston	each	153	1.25	194	1.22	295	1.57
Lettuce, Other	Green Leaf	each	489	1.02	505	1.22	1,223	1.81
Lettuce, Other	Green Leaf	per pound	754	1.33	1,664	1.26	908	2.21
Lettuce, Other	Red Leaf	each	465	1.01	444	1.23	1,047	1.82
Lettuce, Other	Red Leaf	per pound	754	1.33	1,650	1.26	908	2.21
Lettuce, Romaine		each	683	1.06	430	1.07	788	1.64



Lettuce, Romaine		per pound	901	1.27	743	1.09	715	1.65
Lettuce, Romaine	Hearts	3 count package	1,292	2.64	1,383	2.83	3,010	2.83
Mushrooms	Portobella	per pound	68	4.11			60	3.99
Mushrooms	Portobella	8 oz package	398	2.33	170	2.77	61	2.92
Mushrooms	Portobella	6 oz package	248	2.94	183	3.23	158	2.79
Mushrooms	White	per pound	347	2.66	275	2.61	1,239	3.00
Mushrooms	White	8 oz package	1,980	2.17	3,383	1.78	2,748	1.98
Mushrooms	White	6 oz package	1	2.99			21	1.48
Onions Green		per bunch	1,270	0.55	1,385	0.57	2,137	0.69
Peppers, Bell Type	Green	per pound	1,382	1.30	667	1.45	1,820	1.59
Peppers, Bell Type	Green	each	3,750	0.80	2,152	0.86	8,217	0.74
Peppers, Bell Type	Orange	per pound	588	2.88	238	2.97	108	2.81
Peppers, Bell Type	Orange	each	1,752	1.39	1,325	1.19	2,149	1.53
Peppers, Bell Type	Orange-Greenhouse	per pound	11	2.85	67	3.72	8	2.49
Peppers, Bell Type	Orange-Greenhouse	each	559	1.41	643	1.00	96	1.36
Peppers, Bell Type	Red	per pound	1,097	2.42	571	2.69	562	3.13
Peppers, Bell Type	Red	each	2,308	1.29	1,786	1.14	2,736	1.49
Peppers, Bell Type	Red-Greenhouse	per pound	20	2.47	67	3.72	8	2.49
Peppers, Bell Type	Red-Greenhouse	each	559	1.41	643	1.00	351	1.10
Peppers, Bell Type	Yellow	per pound	751	2.75	246	2.95	171	2.73
Peppers, Bell Type	Yellow	each	1,776	1.39	1,373	1.19	2,192	1.53
Peppers, Bell Type	Yellow-Greenhouse	per pound	11	2.85	67	3.72	8	2.49
Peppers, Bell Type	Yellow-Greenhouse	each	559	1.41	643	1.00	351	1.10
Peppers, Other	Jalapeno	per pound	857	0.87	1,065	0.81	968	1.02
Peppers, Other	Mixed Mini Sweet Types	per pound	34	2.50				
Peppers, Other	Mixed Mini Sweet Types	1 lb package	81	2.92	469	3.42	1,046	3.76
Peppers, Other	Serrano	per pound	258	1.24	305	0.80	25	1.77
Radishes		per bunch	704	0.81	492	0.74	1,126	0.77
Radishes		1 lb bag	119	1.18	36	1.47	88	1.17
Salad	Mixed Types	1 lb bag	88	2.35	43	1.67	1,048	2.01
Salad	Mixed Types	10 - 12 oz package	4,981	2.49	2,990	2.03	4,037	3.27
Salad	Mixed Types	5 - 9 oz package	4,280	2.34	3,216	2.14	5,340	3.30
Spinach		per bunch	25	1.02	229	1.23	189	1.10
Spinach	Flat, Baby Type	10 oz package	42	1.99	52	1.57	424	1.51
Spinach	Flat, Baby Type	8 oz package	205	1.94	140	2.34	1,914	1.85
Spinach	Flat, Baby Type	5 - 6 oz package	45	0.99	3	2.99	903	2.42
Squash	Acorn	per pound	46	1.23	17	0.87	23	1.00
Squash	Butternut	per pound	998	1.19	17	0.87	23	1.00



Squash	Grey	per pound	119	0.54	190	0.52	184	1.17
Squash	Spaghetti	per pound	47	1.23	17	0.87	23	1.00
Squash	Yellow Crookneck/Straightneck	per pound	9,780	1.47	10,331	1.32	10,619	1.37
Squash	Zucchini	per pound	10,322	1.45	11,622	1.28	11,297	2.08
Sweet Potatoes		per pound	1,298	0.83	2,396	0.81	1,514	0.95
Tomatillos		per pound	667	0.86	586	0.63	195	0.79
Tomatoes		per pound	2,196	1.49	2,100	1.33	1,294	1.88
Tomatoes	Vine Ripe - Heirloom Varieties	per pound	335	2.45	283	2.24	103	3.48
Tomatoes	Vine Ripes	per pound	3,425	1.64	3,316	1.45	3,121	1.37
Tomatoes	Vine Ripes, On The Vine-Greenhouse	per pound	5,732	1.61	6,412	1.50	8,486	1.53
Tomatoes	Vine Ripes-Greenhouse	per pound	812	1.25	253	1.93	265	2.49
Tomatoes, Cherry		1 pint package	58	1.84	10	2.00	252	2.47
Tomatoes, Grape Type		1 pint package	2,540	2.19	3,842	2.06	1,439	2.11
Tomatoes, Grape Type		10 oz package	542	1.92	590	2.08	494	2.68
Tomatoes, Plum Type	Roma	per pound	2,566	1.16	2,053	1.10	1,330	1.45
Tomatoes, Plum Type	Roma-Greenhouse	per pound	8	1.79				
Vegetables Other	Cactus Leaf (Nopales)	per pound	68	0.64	37	0.64	67	0.45
Vegetables Other	Cactus Leaf (Nopales)	each	17	1.20	10	1.99	52	0.20
ORGANIC								
Beans	Round Green Type	per pound	21	2.99			66	1.75
Beets		per bunch	420	1.90	382	2.22	92	1.50
Bok Choy		per pound	4	1.99			31	1.99
Broccoli		per pound	98	1.89	253	1.33	126	2.25
Broccoli		per bunch	468	2.63	119	2.39	26	2.70
Broccoli	Baby Hybrid Type	per bunch	23	1.99				
Cabbage	Round Green Type	per pound	1	0.79			6	1.69
Carrots		1 lb bag	59	0.96	11	0.69	159	1.25
Carrots		2 lb bag	5	1.88	41	2.00	154	1.99
Carrots		per bunch	52	2.34	74	2.17	188	1.93
Carrots	Baby Peeled	1 lb bag	2,952	1.56	787	1.79	2,827	1.68
Carrots	Baby Peeled	2 lb bag	43	1.99				
Cauliflower		each	70	3.72	20	2.99	430	3.39
Cauliflower		per pound	57	0.78	270	1.22	79	1.99
Celery		each	697	1.45	276	2.08	318	1.49
Celery	Hearts	each	474	3.80	19	2.20	231	2.10
Cilantro		per bunch	7	1.29	95	0.72	60	1.03
Cucumbers		each	1,365	1.05	1,431	0.95	274	1.35
Cucumbers		per pound	19	1.69				

Wtd Avg - Simple weighted average



Cucumbers	Long Seedless-Greenhouse	each	814	1.78	188	2.49	328	1.94
Eggplant		per pound	10	1.99	10	1.99	6	1.99
Garlic		per sleeve	57	2.00	39	1.99		
Greens	Kale	per bunch	513	1.86	751	1.76	1,195	1.61
Greens	Mustard	per bunch	146	2.00	154	2.00		
Greens	Swiss Chard	per bunch	106	1.97	483	2.04	84	1.91
Lettuce, Other	Boston	each	15	3.00	47	2.94	25	2.55
Lettuce, Other	Green Leaf	each	140	1.75	178	1.60	71	1.91
Lettuce, Other	Red Leaf	each	140	1.75	178	1.60	96	1.66
Lettuce, Romaine		each	101	1.68	242	1.47	589	2.06
Lettuce, Romaine	Hearts	3 count package	1,636	3.27	1,404	2.67	2,113	2.66
Mushrooms	Portobella	per pound	11	4.99	11	4.99	11	4.99
Mushrooms	White	8 oz package	437	2.39	725	2.31	471	2.45
Peppers, Bell Type	Green	per pound	22	1.44	23	1.47	264	2.26
Peppers, Bell Type	Green	each	1,219	1.06	411	1.13	187	1.27
Peppers, Bell Type	Orange	per pound	6	4.98				
Peppers, Bell Type	Red	per pound	6	4.98			18	2.99
Peppers, Bell Type	Yellow	per pound	6	4.98				
Peppers, Other	Mixed Mini Sweet Types	1 lb package	13	2.99	480	3.29	271	3.57
Radishes		per bunch	18	1.97	19	1.55	2	1.50
Salad	Mixed Types	1 lb bag	546	5.00	1,127	5.02	412	5.77
Salad	Mixed Types	10 - 12 oz package	17	3.99	475	4.90	125	3.97
Salad	Mixed Types	5 - 9 oz package	2,542	2.79	1,384	3.06	3,558	4.99
Spinach		per bunch	19	1.59	73	1.54	116	1.69
Spinach	Flat, Baby Type	9 oz package	5	3.79				
Squash	Yellow Crookneck/Straightneck	per pound	1,055	1.69	1,443	2.79	41	1.09
Squash	Zucchini	per pound	1,108	1.68	1,514	2.73	320	1.59
Sweet Potatoes		per pound	143	1.57	8	1.99	321	1.48
Tomatoes		per pound	50	2.63	118	2.94	241	2.47
Tomatoes	Vine Ripe - Heirloom Varieties	per pound	192	3.48	735	4.39	115	3.82
Tomatoes	Vine Ripes	per pound	1,139	2.99	146	0.98	249	3.41
Tomatoes	Vine Ripes, On The Vine-Greenhouse	per pound	1,706	2.69	268	3.35	850	2.29
Tomatoes, Cherry		1 pint package	160	2.93	51	2.52	34	3.77
Tomatoes, Grape Type		1 pint package	1,101	2.86	2,743	2.70	1,386	2.66
Tomatoes, Grape Type		10 oz package	391	2.18	411	2.17	491	2.74

SEASONAL ITEMS

Commodity	Variety	Unit	THIS WEEK	LAST WEEK	LAST YEAR
-----------	---------	------	-----------	-----------	-----------



			Stores With Ads	Wtd Avg Price	Stores With Ads	Wtd Avg Price	Stores With Ads	Wtd Avg Price
Chayote		per pound	17	0.41	43	0.56	29	0.60
Chayote		each	145	0.43	94	0.42	130	0.31
Gladiola		bunched 10s	35	5.48	449	4.12	13	4.99
Gladiola		bunched 5s	441	3.94	229	3.86	548	2.68
Potted Plants	Chrysanthemum	6 inch pot	228	8.08	284	8.53	87	8.13
Rose, Hybrid Tea		bunched 12s	1,991	9.75	1,559	9.52	753	12.17
Tulips		bunched 10s	13	6.99			50	7.99



REGIONAL DETAILS

Commodity Variety	Unit	NORTHEAST U.S.				SOUTHEAST U.S.				MIDWEST U.S.			
		Price Range	Stores with Ads	Wtd Avg Price	% Marked Local	Price Range	Stores with Ads	Wtd Avg Price	% Marked Local	Price Range	Stores with Ads	Wtd Avg Price	% Marked Local
FRUITS													
Apples Braeburn	per pound	1.49-1.79	41	1.65		1.79	220	1.79		0.98-0.99	69	0.98	
Apples Fuji	per pound	1.29-1.49	20	1.41		1.69	1,213	1.69		0.88-1.49	328	1.14	
Apples Gala	per pound	1.29-1.99	394	1.76		0.98-1.99	126	1.55		0.79-1.48	143	1.38	
Apples Golden Delicious	per pound	1.39	30	1.39						0.99	12	0.99	
Apples Granny Smith	per pound	1.39-1.99	272	1.83		0.89-1.99	257	1.73		0.79-1.49	153	1.41	
Apples Granny Smith	3 lb bag									2.50	6	2.50	
Apples Honeycrisp	per pound									1.98	123	1.98	
Apples Pink Lady/Cripps Pink	per pound	1.79	45	1.79		1.79	14	1.79		1.79	104	1.79	
Apples Red Delicious	per pound	1.39-1.49	85	1.45		0.99-1.48	127	1.26		0.69-1.49	334	1.01	
Apples Red Delicious	3 lb bag	2.28	2	2.28						2.50	6	2.50	
Apples Red Delicious	5 lb bag					4.98	59	4.98					
Apples, Processed Juice	64 oz (1/2 gallon)	0.99-3.79	864	1.94		1.00-2.39	345	1.64		0.98-2.77	492	1.47	3
Apples, Processed Juice	128 oz (1 gallon)	4.90	8	4.90									
Apples, Processed Juice Marked Cider	64 oz (1/2 gallon)	3.49	175	3.49		1.50	10	1.50		0.99	3	0.99	
Apricots	per pound									2.99	116	2.99	
Avocados Hass	each	0.79-2.29	1,548	1.23		0.50-1.29	1,846	1.06		0.67-2.50	1,219	1.07	
Avocados Various Greenskin Varieties	each	2.50	52	2.50		0.99	5	0.99		0.67-1.00	20	0.79	
Bananas	per pound	0.39-0.69	581	0.58		0.29-0.49	277	0.45		0.39-0.48	94	0.43	
Blueberries	6 oz package	2.99	43	2.99						2.00-2.50	264	2.12	
Blueberries	1 pint package	1.29-4.99	1,537	2.40		1.29-3.34	1,319	2.27		0.89-3.00	1,540	1.84	2
Blueberries	18 oz package					2.98	31	2.98		1.99-3.99	324	3.03	2
Cantaloups	each	0.98-3.33	1,746	2.40	1	1.50-3.33	4,581	2.40		0.79-3.00	1,764	1.93	11
Cantaloups	per pound									0.47-1.99	131	1.90	
Cherries Rainier	per pound					2.98	9	2.98					
Cherries Red Varieties	per pound	1.99-3.99	1,524	3.12		2.48-3.99	2,798	3.66		1.88-3.99	1,702	2.83	1
Clementines	3 lb bag	2.49-6.49	828	4.00		2.49-5.99	1,791	5.10		3.99-4.99	163	4.05	
Clementines	2 lb bag	4.97-4.99	23	4.97		2.98-3.99	39	3.19		2.98-3.99	219	3.56	
Fruit, Other Cactus Pears	each									0.17-0.20	30	0.19	
Grapes Black Seedless	per pound	1.29-2.69	907	2.21		1.28-2.49	1,117	2.24		0.88-2.99	1,324	2.01	

Wtd Avg - Simple weighted average



Commodity Variety	Unit	NORTHEAST U.S.				SOUTHEAST U.S.				MIDWEST U.S.			
		Price Range	Stores with Ads	Wtd Avg Price	% Marked Local	Price Range	Stores with Ads	Wtd Avg Price	% Marked Local	Price Range	Stores with Ads	Wtd Avg Price	% Marked Local
Grapes Red Globe	per pound	1.99-2.49	703	2.13						1.49	5	1.49	
Grapes Red Seedless	per pound	0.89-2.99	2,548	2.05		0.89-2.49	4,538	2.00		0.88-2.99	3,656	1.67	
Grapes White Seedless Type	per pound	0.98-2.99	3,012	2.16		0.89-2.49	5,428	2.01		0.88-2.99	2,579	1.96	
Honeydews	each	1.67-4.99	1,287	3.23		1.00-4.99	1,511	3.87		0.98-3.99	173	2.45	
Honeydews	per pound									0.57	3	0.57	
Kiwifruit Hayward	each	0.33-0.67	335	0.55						0.33-0.50	137	0.35	
Kiwifruit Hayward	1 lb bag	3.49	81	3.49						2.99	6	2.99	
Lemons	2 lb bag	3.50	210	3.50									
Limes	each	0.16-0.67	287	0.37		0.25-0.33	310	0.33		0.20-0.50	30	0.28	
Mangoes	each	0.88-1.50	935	1.09		0.50-1.25	2,070	1.10		0.69-1.29	913	0.97	
Misc Berries Blackberries	5.6 - 6 oz package	1.99-3.50	1,173	2.87		2.00-3.50	1,999	2.31		1.94-3.00	1,015	2.50	
Nectarines Various White Flesh Varieties	per pound	1.28-3.99	613	2.49		0.98-2.49	1,166	2.46		0.98-2.49	238	2.03	
Nectarines Various Yellow Flesh Varieties	per pound	0.99-3.99	1,942	2.25		0.98-2.99	2,080	1.57		0.99-2.99	1,084	1.94	
Oranges Navel	each	0.60-1.29	1,476	0.93		0.60-1.25	780	0.89		0.88-1.00	472	0.97	
Oranges Navel	per pound	1.49	10	1.49		0.98	12	0.98		0.98-0.99	88	0.99	
Oranges Navel	3 lb bag	3.99-4.99	212	4.35		2.95-4.99	1,031	3.46		2.49-3.99	1,007	3.56	
Oranges Navel	4 lb bag									3.99	15	3.99	
Oranges Valencia	each	0.50	21	0.50		1.25	68	1.25					
Papaya Maradol/Tainung Types	per pound	1.49	43	1.49		0.69-1.69	86	0.81		0.79	15	0.79	
Papaya Solo Type	per pound	0.98	2	0.98									
Peaches Various White Flesh Varieties	per pound	1.29-3.99	1,282	2.13		0.98-2.99	2,749	2.26		0.98-2.49	1,136	1.99	
Peaches Various Yellow Flesh Varieties	per pound	0.49-3.99	3,033	1.83	25	0.79-2.99	3,697	1.59		0.48-2.99	1,681	1.69	3
Pears Bartlett	per pound	1.29-1.79	417	1.57		0.98-1.79	329	1.64		0.99-1.69	684	1.21	
Pears D'Anjou	per pound	1.49	7	1.49						1.29	11	1.29	
Pineapples	each	2.00-4.99	1,804	2.89		1.48-2.99	3,196	2.42		2.00-2.99	1,320	2.97	
Plums	per pound	0.98-3.99	2,046	2.15		0.99-2.48	1,911	1.43		0.98-2.98	736	1.68	
Plums Interspecific Type	per pound	0.99-2.99	731	1.69		0.98-2.99	1,165	1.31		1.00-2.99	126	2.03	
Raspberries Red	6 oz package	1.99-3.50	1,613	2.66		1.29-3.50	3,296	2.75		1.50-3.00	1,540	2.15	
Strawberries	1 lb package	0.99-3.99	2,119	2.86		1.29-3.99	1,938	2.77		0.88-3.00	1,341	1.76	
Strawberries	2 lb package					4.99	305	4.99		2.99-4.99	682	4.21	



Commodity Variety	Unit	NORTHEAST U.S.				SOUTHEAST U.S.				MIDWEST U.S.			
		Price Range	Stores with Ads	Wtd Avg Price	% Marked Local	Price Range	Stores with Ads	Wtd Avg Price	% Marked Local	Price Range	Stores with Ads	Wtd Avg Price	% Marked Local
Tangerines	per pound									1.49	19	1.49	
Tangerines	3 lb bag					4.98-6.99	526	5.04		2.69-3.99	657	2.71	
Tangerines	each	1.00	24	1.00									
Tangelos	per pound									0.99	12	0.99	
Tangelos	each	1.00	24	1.00						1.00	122	1.00	
Watermelons Red Flesh Seeded Type	each									3.50	15	3.50	
Watermelons Red Flesh Seeded Type	per pound									0.56	29	0.56	
Watermelons Red Flesh Seedless Miniature	each	2.00-3.99	276	2.44		2.00-2.99	133	2.61		1.50-3.00	581	2.02	
Watermelons Red Flesh Seedless Type	each	2.99-5.99	3,257	4.10	1	1.98-5.99	4,060	3.67		1.88-4.99	3,679	3.60	7
Watermelons Red Flesh Seedless Type	per pound	0.29-0.49	133	0.39						0.29-0.56	48	0.49	
FRUITS - ORGANIC													
Apples Braeburn	per pound	2.29	5	2.29									
Apples Fuji	per pound	1.99	8	1.99									
Apples Gala	per pound	1.99	7	1.99									
Apples Gala	2 lb bag									1.29	58	1.29	
Apples Granny Smith	2 lb bag	3.49	22	3.49		3.49	220	3.49					
Apples Pink Lady/Cripps Pink	per pound					1.99	37	1.99		1.99	9	1.99	
Apples, Processed Juice	64 oz (1/2 gallon)	2.99	245	2.99									
Avocados Hass	each	1.67	79	1.67		1.25-1.50	463	1.29		0.99-1.50	253	1.24	
Bananas	per pound	0.59-0.99	391	0.73		0.69-0.89	222	0.69		0.59-0.79	199	0.63	
Blueberries	6 oz package	3.00-4.99	220	4.63		3.00	14	3.00		1.99-3.00	265	2.56	2
Blueberries	1 pint package	3.79-3.99	290	3.97		3.50-3.99	1,261	3.55		3.00-3.99	521	3.52	
Cantaloups	each	2.79-3.50	160	2.98		3.00	89	3.00		1.99-3.00	149	2.53	
Cherries Red Varieties	per pound	3.99	79	3.99									
Grapes Black Seedless	per pound					2.88	31	2.88		1.99-3.49	55	2.41	
Grapes Red Seedless	per pound	2.49-3.99	755	3.28		1.99-3.99	389	2.93		1.48-3.99	297	2.54	
Grapes White Seedless Type	per pound	2.49-3.99	632	3.28		1.99-3.99	389	2.93		1.48-3.99	302	2.53	
Honeydews	each									1.99	7	1.99	
Mangoes	each	1.99-2.00	24	2.00						0.99-1.50	136	1.20	

Wtd Avg - Simple weighted average



Commodity Variety	Unit	NORTHEAST U.S.				SOUTHEAST U.S.				MIDWEST U.S.			
		Price Range	Stores with Ads	Wtd Avg Price	% Marked Local	Price Range	Stores with Ads	Wtd Avg Price	% Marked Local	Price Range	Stores with Ads	Wtd Avg Price	% Marked Local
Misc Berries Blackberries	5.6 - 6 oz package	3.99-4.99	179	4.55									
Nectarines Various White Flesh Varieties	per pound									1.99	36	1.99	
Nectarines Various Yellow Flesh Varieties	per pound	2.99-3.99	45	3.43		2.99-3.99	1,262	3.08		2.49-3.99	523	2.77	
Oranges Valencia	each	0.50	28	0.50									
Peaches Various White Flesh Varieties	per pound									1.99	36	1.99	
Peaches Various Yellow Flesh Varieties	per pound	2.99-3.99	144	3.44		2.99-3.99	1,262	3.08		1.99-3.99	720	2.59	
Pineapples	each	4.98	57	4.98									
Plums	per pound	2.99	49	2.99		2.99	119	2.99		1.79-2.99	84	2.29	
Plums Interspecific Type	per pound	2.99-3.99	166	3.29		2.99	89	2.99		2.99	50	2.99	
Raspberries Red	6 oz package	3.99-4.99	179	4.55						1.88-2.99	98	2.79	
Strawberries	1 lb package	2.50-4.99	634	4.20		2.98-3.99	60	3.04		1.88-3.99	345	3.45	
Watermelons Red Flesh Seedless Miniature	each	5.99	68	5.99						2.50-3.99	83	3.77	
ONIONS AND POTATOES													
Onions, Dry Red	per pound	0.99-1.79	191	1.75						0.79-0.99	23	0.96	
Onions, Dry White	per pound	0.99-1.79	231	1.61						0.99	20	0.99	
Onions, Dry White	2 lb bag					1.99	5	1.99					
Onions, Dry Yellow	per pound	1.29	8	1.29	100	0.59	34	0.59		0.39-0.99	56	0.88	
Onions, Dry Yellow	2 lb bag	0.78-1.79	210	1.67						0.98-1.29	28	1.15	
Onions, Dry Yellow	3 lb bag	1.29-2.99	217	2.26		1.00-2.00	307	1.37		0.88-2.99	67	1.91	
Onions, Dry Yellow Marked Sweet	per pound	0.69-1.99	1,446	1.29	2	0.69-1.99	2,714	1.07		0.79-0.99	1,584	0.98	
Onions, Dry Yellow Marked Sweet	2 lb bag									1.29-2.00	18	1.88	
Onions, Dry Yellow Marked Sweet	3 lb bag	2.99-3.99	271	3.05		1.99-2.99	26	2.37		1.99-2.59	37	2.53	
Onions, Dry Yellow Marked Sweet	5 lb bag	2.99	74	2.99		2.99-3.97	1,025	3.06		2.99	58	2.99	
Potatoes Round Red	per pound	0.89-0.99	386	0.98		1.48	12	1.48		0.49-0.99	11	0.85	9
Potatoes Round Red	3 lb bag									1.48-2.99	67	1.96	69
Potatoes Round Red	5 lb bag	2.50-3.99	382	3.41		1.49-3.99	1,375	2.72		2.99-3.50	160	3.04	
Potatoes Round Red	10 lb bag					2.99-3.99	54	3.36					
Potatoes Round White	per pound					0.38	34	0.38		0.79	3	0.79	
Potatoes Round White	5 lb bag	2.00-3.50	503	3.12	18	2.50-3.50	31	2.98					



Commodity Variety	Unit	NORTHEAST U.S.				SOUTHEAST U.S.				MIDWEST U.S.			
		Price Range	Stores with Ads	Wtd Avg Price	% Marked Local	Price Range	Stores with Ads	Wtd Avg Price	% Marked Local	Price Range	Stores with Ads	Wtd Avg Price	% Marked Local
Potatoes Russet	per pound	0.89-0.99	395	0.98		0.89-0.99	112	0.97		0.59-0.78	134	0.75	
Potatoes Russet	3 lb bag	1.00	57	1.00		1.49	10	1.49		0.88-0.99	24	0.90	
Potatoes Russet	5 lb bag	1.49-2.79	133	2.19		1.95-2.55	331	2.15		1.18-2.69	271	2.42	
Potatoes Russet	10 lb bag					2.99-4.99	639	4.79		1.99-3.99	15	3.19	
Potatoes Russet	8 lb bag	2.79	22	2.79		2.79	220	2.79					
Potatoes Yellow Type	per pound									0.99	8	0.99	13
Potatoes Yellow Type	5 lb bag	2.50-2.99	115	2.95		2.99	191	2.99		2.99-3.50	112	3.06	
ONIONS AND POTATOES - ORGANIC													
Onions, Dry Yellow	3 lb bag	2.99-3.99	144	3.29									
Potatoes Round Red	3 lb bag	2.99	74	2.99									
Potatoes Round Red	5 lb bag					2.99	957	2.99					
Potatoes Russet	3 lb bag	2.99-3.49	81	3.03									
Potatoes Russet	5 lb bag					2.99	957	2.99					
VEGETABLES													
Artichokes	each	0.99-3.50	275	1.17		3.50	119	3.50		1.25-3.50	28	3.18	
Asparagus Green	per pound	1.99-3.99	613	3.20		1.49-3.99	3,425	3.00		1.69-3.99	1,347	2.91	
Bok Choy	per pound					0.98	12	0.98		0.88	7	0.88	
Beans Round Green Type	per pound	1.29-1.69	556	1.60	24	0.88-1.99	1,253	1.93		0.98-1.98	1,087	1.40	33
Broccoli	per pound									1.49-1.99	17	1.75	
Broccoli	per bunch	0.99-2.00	158	1.39		2.50	1,214	2.50		1.99-2.50	11	2.18	
Broccoli Crown Cut	per pound	0.98-1.99	874	1.55	5	1.89-2.49	280	2.01		0.98-1.99	205	1.35	
Brussels Sprouts	per pound	0.99-2.49	47	1.88						0.99-1.69	13	1.37	
Beets	per bunch	1.99	45	1.99	82	1.90	2	1.90	100	1.29	186	1.29	100
Beets	per pound	0.99	7	0.99	100	0.69	34	0.69		0.69	186	0.69	100
Cabbage Round Green Type	per pound	0.49-0.69	1,152	0.62	41	0.49-0.69	38	0.57	5	0.29-0.69	641	0.46	48
Carrots	1 lb bag	0.50-0.99	115	0.79		0.79	10	0.79		0.78	116	0.78	
Carrots	2 lb bag	0.99-1.67	70	1.46		0.99-1.39	266	1.06		1.50	11	1.50	
Carrots Baby Peeled	1 lb bag	0.98-2.50	1,209	1.66		0.99-1.67	350	1.49		0.98-1.98	532	1.30	
Carrots Baby Peeled	2 lb bag	1.84-1.99	514	1.84		1.64	1,338	1.64		1.98-2.78	1,020	2.30	
Cauliflower	each	1.29-3.49	296	2.35	3	1.99-2.99	1,469	2.42		1.98-2.50	301	2.08	
Cauliflower	per pound					1.99	6	1.99		0.69-	166	1.20	

Wtd Avg - Simple weighted average



Commodity Variety	Unit	NORTHEAST U.S.				SOUTHEAST U.S.				MIDWEST U.S.			
		Price Range	Stores with Ads	Wtd Avg Price	% Marked Local	Price Range	Stores with Ads	Wtd Avg Price	% Marked Local	Price Range	Stores with Ads	Wtd Avg Price	% Marked Local
										1.49			
Celery	each	0.98-2.00	174	1.55		0.99-1.50	62	1.10		0.79-1.69	391	1.47	48
Celery Hearts	each	1.99-2.50	92	2.09		1.28-1.83	79	1.35		1.39-2.50	11	1.79	
Celery Hearts	per pound					1.99	957	1.99					
Chinese Cabbage	per pound					0.98	12	0.98		0.88	7	0.88	
Cilantro	per bunch	0.67-1.29	569	0.86		0.33-1.00	35	0.65	6	0.33-0.68	338	0.54	55
Corn-Sweet	each	0.20-2.00	2,194	0.44	49	0.17-0.50	2,364	0.35		0.17-0.50	1,901	0.31	40
Cucumbers	each	0.33-2.00	1,454	0.74	12	0.45-1.00	195	0.71	5	0.33-1.25	1,209	0.49	51
Cucumbers	per pound					0.99	34	0.99					
Cucumbers Long Seedless-Greenhouse	each	1.29-2.00	424	1.64		0.50-2.00	1,818	1.51		0.69-2.00	254	1.61	
Cucumbers Long Seedless-Greenhouse	per pound					1.25	453	1.25					
Eggplant	per pound	0.88-1.79	1,583	1.43	39	0.99-1.99	324	1.57		0.78-1.99	84	1.24	67
Eggplant	each	1.99	19	1.99	100	0.99	40	0.99		1.33-1.50	47	1.36	100
Garlic	per pound	2.49-2.79	38	2.73									
Greens Collard	per bunch	0.99	24	0.99						0.69	6	0.69	
Greens Collard	per pound	0.99	109	0.99	34	0.99	2	0.99	100	0.99	186	0.99	100
Greens Collard	1 lb bag	1.99-2.97	208	2.07									
Greens Kale	per bunch	0.99	38	0.99		0.99	226	0.99		0.69-0.99	38	0.92	34
Greens Kale	per pound	0.99	55	0.99						0.99	186	0.99	100
Greens Kale	1 lb bag	1.99-2.97	208	2.07									
Greens Mustard	per bunch									0.69	6	0.69	
Greens Mustard	per pound									0.99	186	0.99	100
Greens Swiss Chard	per pound									0.99	186	0.99	100
Greens Turnip Tops	per bunch									0.69	6	0.69	
Greens Turnip Tops	per pound									0.99	186	0.99	100
Lettuce, Iceberg	each	0.88-2.49	613	1.56		0.69-1.58	411	1.11		0.68-1.50	331	1.02	
Lettuce, Other Boston	each	0.99-1.49	145	1.24	50								
Lettuce, Other Green Leaf	each	0.78-1.49	58	1.39		0.99-1.29	30	1.13		0.79	3	0.79	
Lettuce, Other Green Leaf	per pound	1.49-1.99	357	1.51	25					0.99-1.29	397	1.17	60
Lettuce, Other Red Leaf	each	0.78-1.49	58	1.39		0.99	16	0.99		0.79	3	0.79	
Lettuce, Other Red Leaf	per pound	1.49-1.99	357	1.51	25					0.99-1.29	397	1.17	60
Lettuce, Romaine	each	0.89-1.99	348	1.13	3					0.99	9	0.99	

Wtd Avg - Simple weighted average



Commodity Variety	Unit	NORTHEAST U.S.				SOUTHEAST U.S.				MIDWEST U.S.			
		Price Range	Stores with Ads	Wtd Avg Price	% Marked Local	Price Range	Stores with Ads	Wtd Avg Price	% Marked Local	Price Range	Stores with Ads	Wtd Avg Price	% Marked Local
Lettuce, Romaine	per pound	0.99-1.69	307	1.41	23					0.69-1.29	549	1.16	1
Lettuce, Romaine Hearts	3 count package	1.50-3.00	386	2.77		1.50-3.00	441	2.86		0.99-2.98	186	2.39	
Mushrooms Portobella	per pound	3.99	58	3.99		3.99	2	3.99					
Mushrooms Portobella	8 oz package	2.50	270	2.50						1.77-2.99	128	1.96	
Mushrooms Portobella	6 oz package	2.50-3.99	77	3.20	32	2.50-3.00	20	2.75		2.99-3.00	41	2.99	
Mushrooms White	per pound	2.49	22	2.49		2.49	220	2.49					
Mushrooms White	8 oz package	1.00-2.00	681	1.92	3	1.50-2.99	531	2.80		0.99-2.50	543	1.99	
Mushrooms White	6 oz package									2.99	1	2.99	
Onions Green	per bunch	0.34-1.00	309	0.83	2	0.45-1.00	73	0.62		0.33-0.75	494	0.46	1
Peppers, Bell Type Green	per pound	0.48-1.99	787	1.25	41					0.68-1.59	442	1.36	51
Peppers, Bell Type Green	each	0.69-1.00	1,062	0.97	40	0.49-1.00	1,198	0.71		0.50-1.25	642	0.78	24
Peppers, Bell Type Orange	per pound	2.49-3.49	295	3.01						1.79-2.99	293	2.75	
Peppers, Bell Type Orange	each					1.25-1.50	921	1.36		1.25-1.99	187	1.61	
Peppers, Bell Type Orange-Greenhouse	per pound	2.49-2.99	11	2.85									
Peppers, Bell Type Orange-Greenhouse	each	1.67	267	1.67									
Peppers, Bell Type Red	per pound	1.98-3.49	579	2.60	3	2.99	2	2.99		0.98-2.99	439	2.43	
Peppers, Bell Type Red	each	1.00	190	1.00		1.00-1.50	936	1.35		0.99-1.99	209	1.54	
Peppers, Bell Type Red-Greenhouse	per pound	1.99-2.99	20	2.47									
Peppers, Bell Type Red-Greenhouse	each	1.67	267	1.67									
Peppers, Bell Type Yellow	per pound	2.49-3.49	340	3.01		2.99	2	2.99		1.79-2.99	409	2.53	
Peppers, Bell Type Yellow	each					1.25-1.50	921	1.36		1.25-1.99	187	1.61	
Peppers, Bell Type Yellow-Greenhouse	per pound	2.49-2.99	11	2.85									
Peppers, Bell Type Yellow-Greenhouse	each	1.67	267	1.67									
Peppers, Other Jalapeno	per pound									0.49-0.99	289	0.90	80
Peppers, Other Mixed Mini Sweet Types	per pound					2.50	34	2.50					
Peppers, Other Mixed Mini Sweet Types	1 lb package	2.97-3.99	35	3.18						2.00-2.99	43	2.62	
Peppers, Other Serrano	per pound									0.98-1.78	128	1.71	
Radishes	per bunch	0.88-3.99	82	2.34	52	3.99	2	3.99	100	0.66-1.50	263	0.88	37
Radishes	1 lb bag									0.99-1.50	114	1.19	
Salad Mixed Types	1 lb bag					1.67	43	1.67					
Salad Mixed Types	10 - 12 oz package	1.19-2.99	660	2.37		0.98-2.50	1,998	2.39		1.00-2.99	752	2.08	
Salad Mixed Types	5 - 9 oz package	1.50-3.99	949	2.52		1.50-3.00	1,481	2.48		1.25-3.00	836	2.22	

Wtd Avg - Simple weighted average



Commodity Variety	Unit	NORTHEAST U.S.				SOUTHEAST U.S.				MIDWEST U.S.			
		Price Range	Stores with Ads	Wtd Avg Price	% Marked Local	Price Range	Stores with Ads	Wtd Avg Price	% Marked Local	Price Range	Stores with Ads	Wtd Avg Price	% Marked Local
Spinach	per bunch									1.50	7	1.50	
Spinach Flat, Baby Type	8 oz package					1.98-2.00	175	1.99					
Squash Acorn	per pound	0.88	6	0.88	100								
Squash Butternut	per pound					1.19	957	1.19					
Squash Spaghetti	per pound	0.88	6	0.88	100								
Squash Yellow Crookneck/Straightneck	per pound	0.50-1.79	2,694	1.52	39	0.79-1.99	3,054	1.55	4	0.77-1.79	1,962	1.29	34
Squash Zucchini	per pound	0.50-1.99	2,876	1.51	38	0.79-1.99	3,054	1.55	4	0.77-1.79	1,968	1.29	34
Sweet Potatoes	per pound	0.69-0.99	679	0.92		0.29-0.99	366	0.73		0.39-0.99	69	0.88	
Tomatoes	per pound	0.88-1.99	502	1.84	84	0.99-1.99	492	1.92		0.58-1.99	234	1.32	37
Tomatoes Vine Ripe - Heirloom Varieties	per pound	2.29-2.99	45	2.65		2.29	220	2.29		1.98-3.99	62	2.82	
Tomatoes Vine Ripes	per pound	0.99-2.99	605	1.95	60	0.90-1.99	1,721	1.46	7	0.99-2.99	189	1.45	20
Tomatoes Vine Ripes-Greenhouse	per pound	1.29-1.79	251	1.42		1.29-1.49	233	1.33		0.99-1.99	38	1.51	
Tomatoes Vine Ripes, On The Vine-Greenhouse	per pound	0.98-2.99	1,595	2.00	1	0.95-2.99	1,683	1.55		0.79-2.49	747	1.46	1
Tomatoes, Cherry	1 pint package	2.50	9	2.50		1.89-2.29	22	2.00		1.48-1.50	27	1.49	
Tomatoes, Grape Type	1 pint package	0.99-2.50	1,032	2.03	9	1.99-2.50	1,042	2.31		1.50-2.50	366	2.27	
Tomatoes, Grape Type	10 oz package					1.29	14	1.29		1.49-2.00	390	1.83	
Tomatoes, Plum Type Roma	per pound	0.88-1.99	608	1.35	5	0.78-1.99	501	1.41		0.69-1.69	808	1.08	29
Tomatoes, Plum Type Roma-Greenhouse	per pound	1.79	8	1.79									
Tomatillos	per pound									0.68-1.68	325	1.22	57
Vegetables Other Cactus Leaf (Nopales)	per pound									0.69-0.79	23	0.76	
VEGETABLES - ORGANIC													
Broccoli	per pound									1.99	5	1.99	
Broccoli	per bunch	0.89-2.99	158	2.31		1.48-2.99	33	1.57					
Beets	per bunch	3.99	56	3.99									
Carrots	1 lb bag	0.99-1.29	48	1.02						0.69	11	0.69	
Carrots	2 lb bag									1.88	5	1.88	
Carrots	per bunch	2.49	3	2.49									
Carrots Baby Peeled	1 lb bag	1.29-1.69	192	1.56		1.39-1.67	2,129	1.54		0.98-2.00	236	1.70	
Carrots Baby Peeled	2 lb bag	1.99	43	1.99									
Cauliflower	each	3.99	51	3.99									

Wtd Avg - Simple weighted average



Commodity Variety	Unit	NORTHEAST U.S.				SOUTHEAST U.S.				MIDWEST U.S.			
		Price Range	Stores with Ads	Wtd Avg Price	% Marked Local	Price Range	Stores with Ads	Wtd Avg Price	% Marked Local	Price Range	Stores with Ads	Wtd Avg Price	% Marked Local
Cauliflower	per pound									0.69	7	0.69	
Celery	each	1.50-2.49	171	1.76		1.50	8	1.50		0.69-2.50	146	2.13	
Celery Hearts	each	2.99-3.99	441	3.93						1.88-2.00	33	1.98	
Cilantro	per bunch	1.29	7	1.29									
Cucumbers	each	0.89	79	0.89		0.99	372	0.99		0.98-1.29	418	1.18	
Cucumbers Long Seedless-Greenhouse	each	1.89	80	1.89						0.66-1.99	161	1.86	
Eggplant	per pound	1.99	10	1.99									
Garlic	per sleeve	1.99-2.00	57	2.00									
Greens Kale	per bunch	1.99-2.00	259	1.99		0.98-1.99	33	1.04		0.99-1.99	24	1.45	
Greens Swiss Chard	per bunch	1.99	80	1.99		1.88	12	1.88		1.88	7	1.88	
Lettuce, Other Boston	each									3.00	7	3.00	
Lettuce, Other Green Leaf	each	1.69-2.00	115	1.78									
Lettuce, Other Red Leaf	each	1.69-2.00	115	1.78									
Lettuce, Romaine	each	1.69	80	1.69									
Lettuce, Romaine Hearts	3 count package	2.99-3.99	637	3.85		2.98-3.00	232	3.00		1.88-3.49	191	2.59	
Mushrooms White	8 oz package	1.50-3.99	48	2.97						1.49-2.50	262	2.04	
Peppers, Bell Type Green	per pound	1.99	10	1.99		0.98	12	0.98					
Peppers, Bell Type Green	each	1.49	80	1.49		0.99	372	0.99		0.88-1.25	283	1.13	
Peppers, Other Mixed Mini Sweet Types	1 lb package									2.99	13	2.99	
Salad Mixed Types	1 lb bag	5.00	123	5.00						2.99-6.99	11	5.17	
Salad Mixed Types	10 - 12 oz package	3.99	6	3.99									
Salad Mixed Types	5 - 9 oz package	2.50-3.99	717	3.01		2.50-3.50	668	2.62		2.50-3.88	397	3.01	
Spinach Flat, Baby Type	9 oz package	3.79	5	3.79									
Squash Yellow Crookneck/Straightneck	per pound	2.99	136	2.99		1.49-1.99	500	1.53		1.39-1.99	300	1.50	
Squash Zucchini	per pound	1.69-2.99	139	2.96		1.49-1.99	500	1.53		1.39-1.99	300	1.50	
Sweet Potatoes	per pound	1.29-1.99	143	1.57									
Tomatoes Vine Ripe - Heirloom Varieties	per pound	1.99	7	1.99						4.99	26	4.99	
Tomatoes Vine Ripes	per pound					2.99	1,135	2.99					
Tomatoes Vine Ripes, On The Vine-Greenhouse	per pound					2.99	1,135	2.99		1.99	69	1.99	
Tomatoes, Cherry	1 pint	2.99	136	2.99									

Wtd Avg - Simple weighted average



Commodity Variety	Unit	NORTHEAST U.S.				SOUTHEAST U.S.				MIDWEST U.S.			
		Price Range	Stores with Ads	Wtd Avg Price	% Marked Local	Price Range	Stores with Ads	Wtd Avg Price	% Marked Local	Price Range	Stores with Ads	Wtd Avg Price	% Marked Local
	package												
Tomatoes, Grape Type	1 pint package	2.49-3.99	183	2.99		2.00-3.50	92	3.07		1.50-3.50	115	2.00	
Tomatoes, Grape Type	10 oz package									1.99-3.99	335	2.18	

SEASONAL ITEMS

Chayote	each	0.50-0.67	30	0.64		0.33	18	0.33					
Gladiola	bunched 10s									4.99-5.99	35	5.48	
Gladiola	bunched 5s									2.00	14	2.00	64
Potted Plants Chrysanthemum	6 inch pot					9.99	10	9.99		7.99	28	7.99	
Rose, Hybrid Tea	bunched 12s	4.99-14.99	379	13.24		7.98-11.99	928	8.66		6.99-20.00	286	8.65	

Commodity Variety	Unit	SOUTH CENTRAL U.S.				SOUTHWEST U.S.				NORTHWEST U.S.			
		Price Range	Stores with Ads	Wtd Avg Price	% Marked Local	Price Range	Stores with Ads	Wtd Avg Price	% Marked Local	Price Range	Stores with Ads	Wtd Avg Price	% Marked Local

FRUITS

Apples Fuji	per pound	0.99-1.49	56	1.40		0.33-1.29	215	0.79		1.29	28	1.29	
Apples Fuji	3 lb bag	1.99-3.99	38	2.31									
Apples Gala	per pound	1.29	6	1.29		0.69-1.88	559	1.09		0.79-0.88	28	0.82	
Apples Gala	3 lb bag	1.99-3.99	38	2.31									
Apples Golden Delicious	per pound					0.79	10	0.79					
Apples Granny Smith	per pound	0.79-1.19	152	0.81		0.49-0.99	240	0.86					
Apples Granny Smith	3 lb bag	1.99-3.99	38	2.31		1.25	52	1.25					
Apples Honeycrisp	per pound	1.79-1.99	18	1.85						1.49-1.69	26	1.56	35
Apples Pink Lady/Cripps Pink	per pound	1.79	26	1.79									
Apples Red Delicious	per pound	0.69-0.99	87	0.85		0.33-0.89	60	0.45					
Apples Red Delicious	3 lb bag	1.99-3.99	38	2.31		0.99	7	0.99					
Apples, Processed Juice	64 oz (1/2 gallon)	0.97-2.99	283	1.54		1.25-2.50	1,442	1.65		1.49-2.00	54	1.77	
Apples, Processed Juice Marked Cider	64 oz (1/2 gallon)	0.97	32	0.97									
Apricots	per pound	1.98	17	1.98									
Avocados Hass	each	0.50-2.50	874	1.19		0.33-2.50	1,725	1.29	35	0.88-2.50	409	1.54	

Wtd Avg - Simple weighted average



Commodity Variety	Unit	SOUTH CENTRAL U.S.				SOUTHWEST U.S.				NORTHWEST U.S.			
		Price Range	Stores with Ads	Wtd Avg Price	% Marked Local	Price Range	Stores with Ads	Wtd Avg Price	% Marked Local	Price Range	Stores with Ads	Wtd Avg Price	% Marked Local
Avocados Various Greenskin Varieties	each	0.99-1.29	45	1.00		1.49	11	1.49		0.98-0.99	7	0.99	
Bananas	per pound	0.33-0.45	101	0.35		0.25-0.50	431	0.37		0.59	146	0.59	
Blueberries	6 oz package	1.50-2.99	447	2.07		0.99-2.99	1,002	2.67		1.65	76	1.65	
Blueberries	1 pint package	1.39-3.00	483	1.83		2.50-3.00	275	2.97					
Blueberries	18 oz package	1.88-3.99	776	3.08		1.97-5.00	850	3.45		2.99-4.99	126	3.76	38
Cantaloups	each	0.88-2.50	2,019	1.92		0.25-2.00	1,148	1.39		1.00-2.99	516	2.00	
Cantaloups	per pound	0.49	6	0.49	100	0.14-1.29	554	0.29	8	0.33-0.99	73	0.63	5
Cherries Red Varieties	per pound	2.48-3.99	1,511	3.31		0.99-3.99	1,366	3.02		1.68-3.99	602	3.09	24
Clementines	3 lb bag	2.99-5.99	316	4.63						5.00	216	5.00	
Clementines	2 lb bag	2.87-5.00	229	3.11									
Fruit, Other Cactus Pears	per pound	0.59	144	0.59		0.33-0.50	61	0.39		0.99	18	0.99	
Fruit, Other Cactus Pears	each	0.25	17	0.25		0.10-0.20	106	0.15					
Grapefruit Red	per pound					0.89	10	0.89					
Grapes Black Seedless	per pound	0.67-2.49	1,188	1.32		0.77-1.99	694	1.61	14	0.88-2.98	162	1.15	
Grapes Red Globe	per pound	1.48-1.50	11	1.49									
Grapes Red Seedless	per pound	0.88-2.99	3,058	1.77		0.69-1.99	1,941	1.52	5	0.88-3.99	573	2.15	3
Grapes White Seedless Type	per pound	0.88-2.99	2,618	1.83		0.69-2.69	1,781	1.59	5	0.88-3.99	719	1.91	3
Honeydews	each	0.99-2.99	240	1.83						2.00	216	2.00	
Honeydews	per pound	0.69	4	0.69		0.25-0.99	252	0.51	11	0.49-0.99	81	0.80	
Kiwifruit Hayward	each	0.20-0.33	38	0.28		0.14-0.33	432	0.29					
Kiwifruit Hayward	1 lb bag	3.49	116	3.49						3.49	216	3.49	
Limes	each	0.05-0.25	228	0.18		0.20-0.25	27	0.23		0.20-0.25	46	0.23	
Limes	per pound					0.49-0.79	150	0.64					
Mangoes	each	0.39-1.69	932	0.84		0.33-2.00	804	0.84		0.78-1.66	88	1.27	
Misc Berries Blackberries	5.6 - 6 oz package	1.98-3.00	612	2.42		2.50-2.99	411	2.51		1.65-2.50	147	2.06	
Nectarines Various White Flesh Varieties	per pound	1.29-2.50	124	1.87		0.97-2.99	897	1.86	11				
Nectarines Various Yellow Flesh Varieties	per pound	0.98-2.50	801	1.67		0.50-2.99	2,221	1.81	32	0.98-2.99	404	1.91	22
Oranges Navel	each	0.33-1.00	66	0.83									
Oranges Navel	per pound	0.99-1.88	172	1.53		0.79-1.59	474	0.97		0.33-1.79	89	1.28	
Oranges Navel	3 lb bag	2.99-4.99	434	3.69		2.99	317	2.99		3.49	2	3.49	
Oranges Valencia	per pound					0.99	15	0.99					
Papaya	per pound	0.66-0.99	34	0.81		0.50-0.99	125	0.80		0.98	8	0.98	

Wtd Avg - Simple weighted average



Commodity Variety	Unit	SOUTH CENTRAL U.S.				SOUTHWEST U.S.				NORTHWEST U.S.			
		Price Range	Stores with Ads	Wtd Avg Price	% Marked Local	Price Range	Stores with Ads	Wtd Avg Price	% Marked Local	Price Range	Stores with Ads	Wtd Avg Price	% Marked Local
Maradol/Tainung Types													
Papaya Solo Type	per pound	1.99	5	1.99		0.50-1.99	48	1.62					
Papaya Solo Type	each					0.89	5	0.89					
Peaches Various White Flesh Varieties	per pound	1.39-2.50	1,359	1.99		0.97-2.49	1,222	1.85	8	1.98	160	1.98	
Peaches Various Yellow Flesh Varieties	per pound	0.77-2.50	1,789	1.60	3	0.49-2.69	2,800	1.66	26	0.98-2.99	511	1.68	30
Pears Bartlett	per pound	0.99-1.99	359	1.09		0.49-1.99	294	0.65	3	0.99-1.29	149	1.04	
Pineapples	each	1.30-2.99	1,473	2.43		0.95-2.50	1,030	1.96		2.00-2.50	390	2.21	
Pineapples	per pound					0.33-0.99	289	0.82					
Plums	per pound	0.98-1.99	209	1.46		0.49-2.99	1,237	1.50	37	1.48-1.99	138	1.76	
Plums Interspecific Type	per pound	1.49-2.98	320	1.88		1.99-2.99	34	2.75		1.49-2.98	4	2.24	
Raspberries Red	6 oz package	1.39-3.00	719	2.15		0.97-3.50	440	2.37		1.65-2.50	147	2.06	
Strawberries	1 lb package	0.99-3.00	496	1.71		0.99-3.00	431	2.19		1.65-2.50	244	2.07	
Strawberries	2 lb package	3.99	346	3.99		3.99	321	3.99		3.99	200	3.99	
Tangerines	per pound									2.48-2.49	20	2.49	
Tangerines	3 lb bag	2.49-4.99	413	3.25		2.99-4.99	585	3.66		3.99	200	3.99	
Tangerines	2 lb bag	2.98-5.00	115	3.26		4.99	8	4.99					
Tangelos	per pound					0.99-1.99	14	1.56					
Watermelons Red Flesh Seeded Type	each	5.99	23	5.99									
Watermelons Red Flesh Seedless Miniature	each	1.50-3.48	351	1.96		1.48-3.99	328	2.65		1.50-3.99	305	2.25	
Watermelons Red Flesh Seedless Type	each	1.98-5.99	2,458	4.25	4	2.99-5.99	1,307	4.02	27	3.99-5.99	253	4.97	7
Watermelons Red Flesh Seedless Type	per pound					0.14-0.99	563	0.26	7	0.29-0.49	75	0.37	
FRUITS - ORGANIC													
Apples Braeburn	per pound					1.50	13	1.50					
Apples Granny Smith	per pound	0.98	99	0.98		2.29	12	2.29					
Apples, Processed Juice	64 oz (1/2 gallon)					2.99	171	2.99					
Apples, Processed Juice Marked Cider	64 oz (1/2 gallon)	7.99	6	7.99									
Apricots	per pound									2.49	1	2.49	
Avocados Hass	each	0.99-1.50	38	1.43		0.99-2.50	480	1.10					
Bananas	per pound	0.25	17	0.25		0.99	260	0.99					

Wtd Avg - Simple weighted average



Commodity Variety	Unit	SOUTH CENTRAL U.S.				SOUTHWEST U.S.				NORTHWEST U.S.			
		Price Range	Stores with Ads	Wtd Avg Price	% Marked Local	Price Range	Stores with Ads	Wtd Avg Price	% Marked Local	Price Range	Stores with Ads	Wtd Avg Price	% Marked Local
Blueberries	6 oz package	1.98-3.50	318	2.98		2.99	9	2.99		1.98	19	1.98	
Blueberries	1 pint package	3.99	116	3.99		2.99-3.99	108	3.94		2.50-3.99	189	3.82	
Blueberries	18 oz package	3.99	148	3.99		3.99	317	3.99		4.99	19	4.99	
Cantaloups	each	1.98-3.00	181	2.41	3	1.39-3.00	107	2.94		3.00	19	3.00	
Cantaloups	per pound					0.89-1.59	43	1.17		0.89-0.99	34	0.92	32
Grapes Black Seedless	per pound	1.88-3.49	364	2.15		1.99	242	1.99		1.99-3.29	124	2.81	
Grapes Red Seedless	per pound	1.88-3.99	667	2.25		1.98-3.49	707	2.51	2	1.99-3.29	275	2.40	
Grapes White Seedless Type	per pound	1.88-3.99	559	2.11		1.98-3.49	707	2.51	2	1.99-3.29	264	2.37	
Honeydews	each	1.98-3.98	105	2.09	6								
Honeydews	per pound					1.99	15	1.99					
Kiwifruit Hayward	each					0.69	9	0.69					
Mangoes	each	0.99-1.25	288	1.00		0.99-1.50	961	1.17		0.99-2.00	37	1.39	
Misc Berries Blackberries	5.6 - 6 oz package	3.98	6	3.98						2.99-3.99	158	3.91	
Misc Citrus Satsuma	per pound									2.49	19	2.49	
Nectarines Various Yellow Flesh Varieties	per pound	1.98-3.99	371	2.67		1.99-3.49	39	2.84		2.48-2.99	260	2.64	56
Peaches Various Yellow Flesh Varieties	per pound	1.88-3.99	168	2.83	4	1.99-2.99	635	2.97		2.48-2.99	290	2.66	58
Pears Bartlett	per pound					2.49	12	2.49					
Pineapples	each	3.98	6	3.98		2.99	152	2.99					
Plums	per pound	1.79-2.99	195	1.94		1.79	18	1.79		1.79	19	1.79	
Plums Interspecific Type	per pound	2.99	71	2.99		2.49-2.99	67	2.86	25	2.99	19	2.99	
Raspberries Red	6 oz package	1.88-3.98	46	2.27		3.99	43	3.99		3.99	146	3.99	
Strawberries	1 lb package	1.87-3.99	229	3.43		2.50-4.99	1,080	3.50		2.50-3.99	485	3.08	
Watermelons Red Flesh Seedless Miniature	each	3.98-3.99	11	3.98	55	3.50-3.99	425	3.91		2.99-4.98	33	3.72	
Watermelons Red Flesh Seedless Miniature	per pound					1.29-3.50	87	3.40					
Watermelons Red Flesh Seedless Type	per pound					0.50	13	0.50		0.69	26	0.69	42
ONIONS AND POTATOES													
Onions, Dry Red	per pound	0.39-1.19	92	0.93		0.50-0.79	107	0.65		0.99	36	0.99	
Onions, Dry White	per pound	0.33-0.88	212	0.39		0.49-0.50	121	0.50		0.58	4	0.58	
Onions, Dry White	2 lb bag					0.99	35	0.99					
Onions, Dry	per pound	0.33-0.50	182	0.48		0.10-1.29	248	0.33					

Wtd Avg - Simple weighted average



Commodity Variety	Unit	SOUTH CENTRAL U.S.				SOUTHWEST U.S.				NORTHWEST U.S.			
		Price Range	Stores with Ads	Wtd Avg Price	% Marked Local	Price Range	Stores with Ads	Wtd Avg Price	% Marked Local	Price Range	Stores with Ads	Wtd Avg Price	% Marked Local
Yellow													
Onions, Dry Yellow	3 lb bag	1.48-1.99	125	1.67						0.98-1.50	10	1.08	
Onions, Dry Yellow Marked Sweet	per pound	0.68-1.29	1,432	1.14	2	0.50-0.99	1,257	0.93		0.78-1.29	226	0.87	
Onions, Dry Yellow Marked Sweet	3 lb bag	2.59-2.69	17	2.66									
Potatoes Round Red	per pound	0.69-1.28	301	0.79		0.33-1.29	480	0.60	6	0.59-1.77	86	0.95	
Potatoes Round Red	5 lb bag	2.99	60	2.99		2.50	190	2.50					
Potatoes Round White	per pound	0.69-0.79	153	0.70		0.69-0.99	212	0.75					
Potatoes Russet	per pound	0.79-0.88	129	0.79		0.33-0.50	14	0.45					
Potatoes Russet	5 lb bag	1.48-2.69	357	2.03		0.98-0.99	10	0.99		1.50	2	1.50	
Potatoes Russet	10 lb bag	2.99-4.99	137	3.94		0.99	64	0.99		2.28	8	2.28	
Potatoes Yellow Type	per pound					0.69-1.29	195	0.74	14	0.79-1.29	64	1.03	
Potatoes Yellow Type	3 lb bag					2.99	7	2.99					
Potatoes Yellow Type	5 lb bag	2.99	60	2.99									
ONIONS AND POTATOES - ORGANIC													
Onions, Dry Yellow	per pound									1.29	15	1.29	
Onions, Dry Yellow	3 lb bag					2.49	113	2.49					
Onions, Dry Yellow Marked Sweet	per pound									0.99	4	0.99	
Potatoes Round Red	per pound					1.49	4	1.49					
Potatoes Round Red	5 lb bag					4.99	9	4.99					
VEGETABLES													
Artichokes	each	0.99-1.25	70	1.08									
Asparagus Green	per pound	1.88-3.99	1,454	2.94		0.99-3.99	704	2.51		1.98-4.49	177	3.00	
Bok Choy	per pound	0.50	11	0.50									
Beans Round Green Type	per pound	0.97-1.98	128	1.61		0.45-2.49	57	2.17	74	1.48-1.99	40	1.65	10
Broccoli	per pound	1.49-1.69	11	1.58		0.99	5	0.99		0.99	21	0.99	100
Broccoli	per bunch					0.50	8	0.50					
Broccoli Baby Hybrid Type	per bunch					1.99	152	1.99					
Broccoli Crown Cut	per pound	0.99-1.69	62	1.37		0.97-1.59	311	0.99	3	0.79-1.49	115	1.17	23
Brussels Sprouts	per pound					1.99	16	1.99	50				
Beets	per pound					0.50	5	0.50					
Cabbage Round Green Type	per pound	0.49-0.69	73	0.62	10	0.20-0.79	136	0.48		0.58-0.88	30	0.68	50

Wtd Avg - Simple weighted average



Commodity Variety	Unit	SOUTH CENTRAL U.S.				SOUTHWEST U.S.				NORTHWEST U.S.			
		Price Range	Stores with Ads	Wtd Avg Price	% Marked Local	Price Range	Stores with Ads	Wtd Avg Price	% Marked Local	Price Range	Stores with Ads	Wtd Avg Price	% Marked Local
Carrots	per pound	0.33	6	0.33		0.33-0.50	131	0.39					
Carrots	1 lb bag	0.69	17	0.69		0.50-0.99	216	0.89					
Carrots	2 lb bag									1.49	18	1.49	
Carrots Baby Peeled	1 lb bag	0.95-1.50	182	1.14		0.50-1.50	220	1.01		0.98-1.50	34	1.41	
Carrots Baby Peeled	2 lb bag	2.64	1,217	2.64		2.49-2.64	736	2.59		1.84	160	1.84	
Cauliflower	each	2.16-2.69	114	2.52						1.28	8	1.28	
Cauliflower	per pound	0.49-1.79	29	1.50		0.49-0.88	99	0.55		0.79-1.29	83	0.98	36
Celery	each	0.84-1.29	86	1.07		0.50-0.69	115	0.58		0.88-1.49	31	1.33	
Celery	per pound					0.50	6	0.50		0.59	20	0.59	
Chinese Cabbage	per pound	0.50	11	0.50									
Cilantro	per bunch	0.33-0.89	210	0.46		0.33-0.50	131	0.41		0.50	18	0.50	
Corn-Sweet	each	0.17-0.60	1,449	0.37	2	0.14-0.80	1,823	0.31	18	0.25-0.80	549	0.48	15
Cucumbers	each	0.32-0.88	257	0.57	12	0.20-0.99	1,117	0.61		0.33-1.89	329	0.80	54
Cucumbers	per pound					0.49	54	0.49		1.99	12	1.99	
Cucumbers Long Seedless-Greenhouse	each	1.25-2.00	57	1.36						1.49	47	1.49	
Eggplant	per pound	1.05-1.69	61	1.52									
Eggplant	each					0.98-0.99	156	0.98					
Garlic	per pound					0.60	7	0.60					
Garlic	per sleeve	0.50-0.99	85	0.89									
Greens Collard	per bunch					0.99	171	0.99					
Greens Kale	per bunch	1.19-1.50	75	1.36		0.50-0.99	238	0.89					
Greens Mustard	per bunch					0.99	171	0.99					
Greens Turnip Tops	per bunch					0.99	171	0.99					
Lettuce, Iceberg	each	0.98-1.00	136	0.99		0.33-1.49	327	0.81	2	0.88-1.00	150	1.00	3
Lettuce, Other Boston	each					1.49	8	1.49	100				
Lettuce, Other Green Leaf	each	0.44-1.19	65	1.02		0.44-1.49	323	0.94	2	0.88	9	0.88	100
Lettuce, Other Red Leaf	each	0.44-1.19	65	1.02		0.44-1.49	313	0.93	3	0.88	9	0.88	100
Lettuce, Romaine	each					0.69-1.49	277	1.00		0.88-0.99	49	0.97	18
Lettuce, Romaine Hearts	3 count package	1.48-2.79	214	2.30		0.50-3.00	37	1.93		1.99-2.50	28	2.41	
Mushrooms Portobella	per pound					4.99	8	4.99					
Mushrooms Portobella	6 oz package	2.29-3.49	110	2.78									
Mushrooms White	per pound	3.69	40	3.69		2.49	45	2.49		2.99	20	2.99	
Mushrooms	8 oz	1.50-2.50	155	1.82		1.29-2.49	34	1.86		1.50-	32	2.37	

Wtd Avg - Simple weighted average



Commodity Variety	Unit	SOUTH CENTRAL U.S.				SOUTHWEST U.S.				NORTHWEST U.S.			
		Price Range	Stores with Ads	Wtd Avg Price	% Marked Local	Price Range	Stores with Ads	Wtd Avg Price	% Marked Local	Price Range	Stores with Ads	Wtd Avg Price	% Marked Local
White	package									2.49			
Onions Green	per bunch	0.49-0.54	42	0.52		0.10-0.50	267	0.35		0.50-1.25	85	0.58	11
Peppers, Bell Type Green	per pound	0.33-0.89	11	0.58		0.89-1.49	80	0.95		1.19	3	1.19	
Peppers, Bell Type Green	each	0.33-0.88	255	0.60	9	0.33-1.00	392	0.82		0.33-0.79	201	0.72	
Peppers, Bell Type Orange	each	0.98-2.00	359	1.60		0.98-1.66	217	1.03		1.00-1.67	68	1.28	
Peppers, Bell Type Orange-Greenhouse	each	0.98-1.50	121	1.45		0.99	171	0.99					
Peppers, Bell Type Red	per pound	0.89	5	0.89		0.89	72	0.89					
Peppers, Bell Type Red	each	0.98-2.00	377	1.57		0.50-1.66	522	0.97		1.00-1.67	74	1.25	
Peppers, Bell Type Red-Greenhouse	each	0.98-1.50	121	1.45		0.99	171	0.99					
Peppers, Bell Type Yellow	each	0.98-2.00	377	1.57		0.98-1.66	217	1.03		1.00-1.67	74	1.25	
Peppers, Bell Type Yellow-Greenhouse	each	0.98-1.50	121	1.45		0.99	171	0.99					
Peppers, Other Jalapeno	per pound	0.58-1.49	200	0.97	12	0.33-0.99	346	0.78		0.99-1.48	22	1.08	
Peppers, Other Serrano	per pound	0.99	13	0.99		0.45-0.99	95	0.72		0.98-0.99	22	0.99	
Radishes	per bunch	0.50	11	0.50		0.25-0.50	270	0.36		0.50	76	0.50	
Radishes	1 lb bag	0.99	5	0.99									
Salad Mixed Types	1 lb bag					2.99	45	2.99					
Salad Mixed Types	10 - 12 oz package	0.98-2.50	354	2.22		1.66-3.99	1,083	3.10		0.79-3.00	99	1.71	
Salad Mixed Types	5 - 9 oz package	0.98-3.49	474	2.17		1.66-2.50	471	1.95		0.99-3.00	69	2.06	29
Spinach	per bunch					0.79-0.88	18	0.83					
Spinach Flat, Baby Type	10 oz package	1.99	42	1.99									
Spinach Flat, Baby Type	8 oz package	1.50-2.50	30	1.67									
Spinach Flat, Baby Type	5 - 6 oz package					0.99	45	0.99					
Squash Acorn	per pound	1.28	40	1.28									
Squash Butternut	per pound	1.28	40	1.28									
Squash Grey	per pound	0.84-0.99	35	0.89		0.33-0.50	84	0.39					
Squash Spaghetti	per pound	1.28	40	1.28									
Squash Yellow Crookneck/Straightneck	per pound	0.79-1.50	1,362	1.46	2	1.38-1.49	487	1.38		0.98-1.49	211	1.35	10
Squash Zucchini	per pound	0.79-1.50	1,362	1.46	2	0.33-1.49	782	1.21		0.98-1.99	235	1.34	9
Sweet Potatoes	per pound	0.58-0.99	88	0.79		0.49	96	0.49					
Tomatoes	per pound	0.69-1.99	564	1.30	17	0.25-1.99	326	0.68	9	0.78-1.99	30	1.50	57
Tomatoes Vine Ripe - Heirloom Varieties	per pound					2.99	8	2.99					
Tomatoes Vine Ripes	per pound	1.29-1.69	106	1.38	22	1.49-1.99	764	1.89	80	1.28-1.49	40	1.30	



Commodity Variety	Unit	SOUTH CENTRAL U.S.				SOUTHWEST U.S.				NORTHWEST U.S.			
		Price Range	Stores with Ads	Wtd Avg Price	% Marked Local	Price Range	Stores with Ads	Wtd Avg Price	% Marked Local	Price Range	Stores with Ads	Wtd Avg Price	% Marked Local
Tomatoes Vine Ripes-Greenhouse	per pound	0.98-1.19	250	0.99						1.19	40	1.19	
Tomatoes Vine Ripes, On The Vine-Greenhouse	per pound	0.77-1.99	658	1.48	1	0.50-1.99	766	1.22	2	0.88-1.49	245	1.32	
Tomatoes, Grape Type	1 pint package	2.50	48	2.50		1.69	10	1.69		2.59	29	2.59	
Tomatoes, Grape Type	10 oz package	0.99-2.50	138	2.26	7								
Tomatoes, Plum Type Roma	per pound	0.33-1.29	420	0.89		0.33-1.49	210	0.82		0.78-0.98	6	0.85	
Tomatillos	per pound	0.88	17	0.88		0.20-0.69	325	0.50					
Vegetables Other Cactus Leaf (Nopales)	per pound	0.69	23	0.69		0.33-0.50	22	0.46					
Vegetables Other Cactus Leaf (Nopales)	each					0.08-1.99	17	1.20					
VEGETABLES - ORGANIC													
Bok Choy	per pound					1.99	4	1.99					
Beans Round Green Type	per pound									2.99	21	2.99	
Broccoli	per pound					0.99	50	0.99		1.48-1.99	19	1.88	
Broccoli	per bunch	1.24	8	1.24		2.99	269	2.99					
Broccoli Baby Hybrid Type	per bunch					2.49	4	2.49		1.89	19	1.89	
Beets	per bunch					0.98-1.99	349	1.54		2.50	15	2.50	
Cabbage Round Green Type	per pound									0.79	1	0.79	
Carrots	per bunch					2.99	15	2.99		1.69-2.50	34	2.05	
Carrots Baby Peeled	1 lb bag	1.99	214	1.99		0.98-1.99	180	1.08					
Cauliflower	each									2.99	19	2.99	
Cauliflower	per pound					0.79	50	0.79					
Celery	each	0.98-1.50	152	1.14		0.79-1.69	220	0.98					
Cucumbers	each	0.98-0.99	154	0.99		0.99	329	0.99		0.99	2	0.99	
Cucumbers	per pound									1.69	19	1.69	
Cucumbers Long Seedless-Greenhouse	each	1.50-1.99	277	1.58		1.50-1.99	281	1.89		1.99	15	1.99	
Greens Kale	per bunch					0.98-1.99	25	1.34		1.48-2.00	172	1.94	85
Greens Mustard	per bunch									2.00	146	2.00	100
Greens Swiss Chard	per bunch	1.98	6	1.98	100								
Lettuce, Other Boston	each					3.00	8	3.00					
Lettuce, Other Green Leaf	each					1.49	16	1.49	25	1.79	9	1.79	100
Lettuce, Other Red Leaf	each					1.49	16	1.49	25	1.79	9	1.79	100
Lettuce, Romaine	each					1.49	12	1.49		1.79	9	1.79	100

Wtd Avg - Simple weighted average



Commodity Variety	Unit	SOUTH CENTRAL U.S.				SOUTHWEST U.S.				NORTHWEST U.S.			
		Price Range	Stores with Ads	Wtd Avg Price	% Marked Local	Price Range	Stores with Ads	Wtd Avg Price	% Marked Local	Price Range	Stores with Ads	Wtd Avg Price	% Marked Local
Lettuce, Romaine Hearts	3 count package	2.98	6	2.98		2.99-3.00	546	2.99		2.49-2.98	21	2.54	
Mushrooms Portobella	per pound									4.99	11	4.99	100
Mushrooms White	8 oz package					2.79-2.99	104	2.97					
Peppers, Bell Type Green	each	0.88-0.99	154	0.99		0.99	317	0.99		0.99	2	0.99	
Peppers, Bell Type Orange	per pound	4.98	6	4.98									
Peppers, Bell Type Red	per pound	4.98	6	4.98									
Peppers, Bell Type Yellow	per pound	4.98	6	4.98									
Radishes	per bunch									1.50-2.00	18	1.97	
Salad Mixed Types	1 lb bag					4.99-5.00	412	5.00					
Salad Mixed Types	10 - 12 oz package					3.99	11	3.99					
Salad Mixed Types	5 - 9 oz package	2.50-3.48	472	2.59		2.99-3.99	72	3.15		2.50	216	2.50	
Spinach	per bunch									1.59	19	1.59	
Squash Yellow Crookneck/Straightneck	per pound	1.39	82	1.39		1.39	18	1.39		1.39	19	1.39	
Squash Zucchini	per pound	0.99-1.39	100	1.32		0.99-1.39	38	1.27		1.39-1.99	31	1.62	39
Tomatoes	per pound					1.49	12	1.49		2.99	38	2.99	
Tomatoes Vine Ripe - Heirloom Varieties	per pound					2.99-4.99	127	3.13	7	3.99	32	3.99	
Tomatoes Vine Ripes	per pound									1.99	4	1.99	
Tomatoes Vine Ripes, On The Vine-Greenhouse	per pound	1.99	153	1.99		1.99	321	1.99		1.99	2	1.99	
Tomatoes, Cherry	1 pint package					1.50-3.50	21	2.26		4.98	3	4.98	
Tomatoes, Grape Type	1 pint package	3.00	116	3.00		2.00-3.00	342	2.56		2.50-3.00	218	3.00	
Tomatoes, Grape Type	10 oz package	1.99	45	1.99									

SEASONAL ITEMS

Chayote	per pound	0.50	11	0.50		0.25	6	0.25					
Chayote	each					0.25-0.50	97	0.38					
Gladiola	bunched 5s					3.33-3.99	406	3.95	6	4.99	21	4.99	
Potted Plants Chrysanthemum	6 inch pot					7.99	190	7.99					
Rose, Hybrid Tea	bunched 12s	7.99-8.99	77	8.91		8.99-10.99	299	10.00		8.99	19	8.99	
Tulips	bunched 10s					6.99	13	6.99					



Commodity Variety	Unit	ALASKA U.S.				HAWAII U.S.			
		Price Range	Stores with Ads	Wtd Avg Price	% Marked Local	Price Range	Stores with Ads	Wtd Avg Price	% Marked Local
FRUITS									
Apples Fuji	per pound					1.39	4	1.39	
Apples Fuji	3 lb bag					3.49	4	3.49	
Apples Gala	per pound	1.69	1	1.69					
Apples Pink Lady/Cripps Pink	per pound					1.99	35	1.99	
Apples, Processed Juice	64 oz (1/2 gallon)	1.69-5.00	44	4.17					
Avocados Hass	each	2.00	11	2.00		1.50	21	1.50	
Bananas	per pound	0.89	1	0.89		0.89-1.49	39	1.43	90
Blueberries	6 oz package	2.50	7	2.50		3.00-3.98	26	3.11	
Blueberries	1 pint package					3.99	21	3.99	
Blueberries	18 oz package	4.99-6.99	59	6.11		6.99	35	6.99	
Cantaloups	each	2.98	10	2.98					
Cantaloups	per pound	0.79	2	0.79		0.89-0.99	33	0.98	
Cherries Red Varieties	per pound	3.99-4.99	38	4.69		4.99-6.98	24	5.24	
Grapefruit Red	each	0.88	3	0.88					
Grapes Black Seedless	per pound	2.99-3.99	37	3.69		3.99	21	3.99	
Grapes Red Seedless	per pound	1.98-3.99	50	3.61		1.98-3.99	44	2.94	
Grapes White Seedless Type	per pound	1.98-3.99	50	3.61		1.99-3.99	62	2.72	
Honeydews	per pound	0.79	2	0.79		0.99	23	0.99	
Kiwifruit Hayward	each					0.69-0.99	56	0.80	
Lemons	each	0.99	1	0.99					
Limes	each	0.49-0.50	8	0.50					
Mangoes	each	0.99-1.67	16	1.30					
Misc Berries Blackberries	5.6 - 6 oz package	3.00	3	3.00		3.00	6	3.00	
Nectarines Various White Flesh Varieties	per pound					1.79	35	1.79	
Nectarines Various Yellow Flesh Varieties	per pound	1.98-2.49	16	2.38		1.99-2.99	54	2.74	
Oranges Navel	per pound	2.49	33	2.49					
Oranges Navel	3 lb bag	4.49	11	4.49					
Peaches Various White Flesh Varieties	per pound	2.98	10	2.98		1.79	35	1.79	
Peaches Various Yellow Flesh	per pound	1.98-2.49	16	2.38		1.79-2.99	51	2.75	

Wtd Avg - Simple weighted average



Commodity Variety	Unit	ALASKA U.S.				HAWAII U.S.			
		Price Range	Stores with Ads	Wtd Avg Price	% Marked Local	Price Range	Stores with Ads	Wtd Avg Price	% Marked Local
Varieties									
Pears Bartlett	per pound	1.79	1	1.79					
Pineapples	each	3.98	10	3.98					
Pineapples	per pound				0.89-0.99	44	0.94		
Plums	per pound	2.49	7	2.49	2.69-2.77	38	2.70		
Raspberries Red	6 oz package	3.00	3	3.00	3.00	6	3.00		
Strawberries	1 lb package	2.50	13	2.50	3.59-3.98	7	3.76		
Tangerines	2 lb bag				4.99	4	4.99		
Watermelons Red Flesh Seeded Type	each	13.98	3	13.98					
Watermelons Red Flesh Seedless Miniature	each	3.99-5.99	13	5.68					
Watermelons Red Flesh Seedless Type	each	6.47-13.98	13	8.20					
Watermelons Red Flesh Seedless Type	per pound	0.69	2	0.69	0.79	6	0.79		
FRUITS - ORGANIC									
Apples Granny Smith	per pound	2.49	1	2.49					
Avocados Hass	each	2.50	11	2.50	2.50	35	2.50		
Blueberries	6 oz package	3.89	1	3.89					
Blueberries	1 pint package				3.99	3	3.99		
Cantaloups	each				3.00	3	3.00		
Mangoes	per pound				3.99	21	3.99		
Misc Berries Blackberries	5.6 - 6 oz package	3.89	1	3.89	4.99	21	4.99		
Nectarines Various Yellow Flesh Varieties	per pound	3.98	3	3.98					
Oranges Valencia	per pound	2.19	1	2.19					
Peaches Various Yellow Flesh Varieties	per pound	3.98	3	3.98					
Pears D'Anjou	per pound	2.39	1	2.39					
Plums Interspecific Type	per pound				2.99	3	2.99		
Raspberries Red	6 oz package	3.89	1	3.89	5.99	35	5.99		
Strawberries	1 lb package	5.99	33	5.99					
ONIONS AND POTATOES									

Wtd Avg - Simple weighted average



Commodity Variety	Unit	ALASKA U.S.				HAWAII U.S.			
		Price Range	Stores with Ads	Wtd Avg Price	% Marked Local	Price Range	Stores with Ads	Wtd Avg Price	% Marked Local
Onions, Dry Red	per pound					1.49	3	1.49	
Onions, Dry White	per pound					1.49	3	1.49	
Onions, Dry Yellow	per pound					1.49	3	1.49	
Onions, Dry Yellow	3 lb bag					1.99	4	1.99	
Onions, Dry Yellow Marked Sweet	per pound	0.98-1.38	20	1.18		1.28-1.79	39	1.66	
Potatoes Round Red	per pound	0.79-0.99	11	0.97					
Potatoes Round White	per pound	0.99	7	0.99					
Potatoes Russet	per pound					0.89	6	0.89	
Potatoes Russet	5 lb bag	5.99	33	5.99		2.39-6.99	39	6.52	
Potatoes Yellow Type	per pound	0.98-1.09	4	1.01					
ONIONS AND POTATOES - ORGANIC									
Onions, Dry Yellow Marked Sweet	3 lb bag	5.99	33	5.99					
VEGETABLES									
Asparagus Green	per pound	3.19-3.47	11	3.44		2.98	3	2.98	
Bok Choy	per pound	0.98	3	0.98					
Beans Round Green Type	per pound					1.99	3	1.99	
Broccoli	per pound	2.49	26	2.49		2.99	35	2.99	
Broccoli Crown Cut	per pound	1.49	1	1.49		1.69-1.98	26	1.72	
Cabbage Round Green Type	per pound	1.69	33	1.69		0.69	4	0.69	
Carrots	1 lb bag					1.49	3	1.49	
Carrots Baby Peeled	1 lb bag					1.99	3	1.99	
Carrots Baby Peeled	2 lb bag	3.44	10	3.44					
Celery	each	0.99-1.25	12	1.23					
Celery	per pound					1.29-1.69	29	1.61	
Chinese Cabbage	per pound	0.98	3	0.98					
Corn-Sweet	each	0.50-1.25	60	1.11					
Cucumbers	each	0.99	7	0.99					
Cucumbers Long Seedless-Greenhouse	each	0.99-1.25	13	1.21					
Lettuce, Iceberg	each	3.00	33	3.00					

Wtd Avg - Simple weighted average



Commodity Variety	Unit	ALASKA U.S.				HAWAII U.S.			
		Price Range	Stores with Ads	Wtd Avg Price	% Marked Local	Price Range	Stores with Ads	Wtd Avg Price	% Marked Local
Lettuce, Iceberg	per pound					1.79-1.99	26	1.81	
Lettuce, Other Green Leaf	each	1.69	1	1.69					
Lettuce, Other Red Leaf	each	1.69	1	1.69					
Lettuce, Romaine	per pound					0.99-1.79	45	1.61	
Mushrooms White	8 oz package					2.59	4	2.59	
Peppers, Bell Type Green	per pound					1.99-2.49	59	2.18	59
Peppers, Other Mixed Mini Sweet Types	1 lb package					4.29	3	4.29	
Salad Mixed Types	10 - 12 oz package					5.39	35	5.39	
Squash Butternut	per pound	1.19	1	1.19					
Squash Spaghetti	per pound	1.19	1	1.19					
Squash Yellow Crookneck/Straightneck	per pound	1.98	10	1.98					
Squash Zucchini	per pound	1.98	10	1.98		1.99	35	1.99	
Tomatoes	per pound					1.29-1.99	48	1.93	8
Tomatoes Vine Ripes, On The Vine-Greenhouse	per pound	1.28	3	1.28		2.79	35	2.79	
Tomatoes, Grape Type	1 pint package	1.59	13	1.59					
Tomatoes, Plum Type Roma	per pound	1.79	7	1.79		1.79	6	1.79	
VEGETABLES - ORGANIC									
Broccoli	per pound	1.98	3	1.98		3.99	21	3.99	
Carrots Baby Peeled	1 lb bag	1.99	1	1.99					
Cucumbers	each	1.79	11	1.79					
Greens Swiss Chard	per bunch	2.49	1	2.49					
Lettuce, Romaine Hearts	3 count package	2.98	3	2.98					
Mushrooms White	8 oz package					2.50	23	2.50	
Peppers, Bell Type Green	each	1.79	11	1.79					
Tomatoes Vine Ripes, On The Vine-Greenhouse	per pound	3.99	26	3.99					
Tomatoes, Grape Type	1 pint package					5.99	35	5.99	
Tomatoes, Grape Type	10 oz package	2.99	11	2.99					
SEASONAL ITEMS									



Commodity Variety	Unit	ALASKA U.S.				HAWAII U.S.			
		Price Range	Stores with Ads	Wtd Avg Price	% Marked Local	Price Range	Stores with Ads	Wtd Avg Price	% Marked Local
Rose, Hybrid Tea	bunched 12s					8.99	3	8.99	

REGIONAL DEFINITIONS

As used in this report, regions include the following states:

NORTHEAST U.S.	Connecticut, Delaware, Massachusetts, Maryland, Maine, New Hampshire, New jersey, New York, Pennsylvania, Rhode Island and Vermont
SOUTHEAST U.S.	Alabama, Florida, Georgia, Mississippi, North Carolina, South Carolina, Tennessee, Virginia and West Virginia
MIDWEST U.S.	Iowa, Illinois, Indiana, Kentucky, Michigan, Minnesota, North Dakota, Nebraska, Ohio, South Dakota and Wisconsin
SOUTH CENTRAL U.S.	Arkansas, Colorado, Kansas, Louisiana, Missouri, New Mexico, Oklahoma, and Texas
SOUTHWEST U.S.	Arizona, California, Nevada and Utah
NORTHWEST U.S.	Idaho, Montana, Oregon, Washington, and Wyoming
ALASKA U.S.	Alaska
HAWAII U.S.	Hawaii