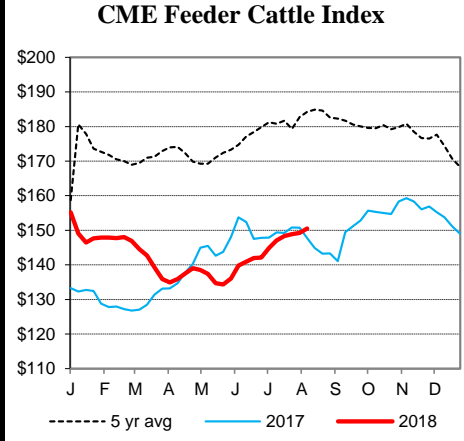


[National Feeder & Stocker Cattle Summary Current Report](#)

**NATIONAL FEEDER & STOCKER CATTLE SUMMARY - Week Ending 08/10/18**

Receipts: This Week: 462,900 Last Week: 254,400 Last Year: 404,200

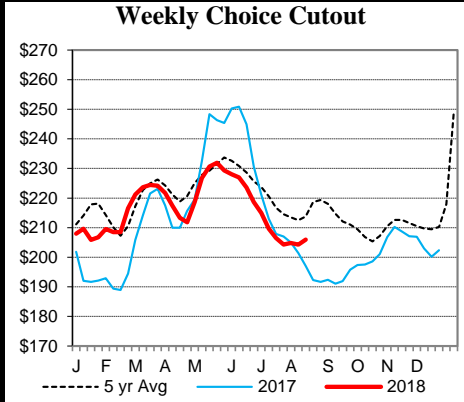
Compared to last week, calves and yearlings sold fully steady to 5.00 higher. Last week's higher fed cattle market and continued good demand for calves and yearlings with active bidding have helped to keep the uptrend intact. Several auctions especially in Missouri noted that many calves that normally come to town in the fall are finding their way to the auction earlier as pasture conditions are deteriorating due to draught conditions. The market continues to be very active on loads of yearlings especially in desirable flesh conditions that every cattle feeder loves to buy. The past couple of weeks CME cattle futures have started the week with losses as it seem to be the path of least resistance and then having some recovery later in the week. Cattle futures have been very vulnerable and very fluid in moving one direction or the other; cattle contracts seem to be reflecting caution or wanting to error to the side of caution. Lately the breaks in the cattle futures are happening quicker than the rallies. The grain market over the last couple of weeks was starting to find some stability, with dry areas around the globe. That was until Friday's Crop Production report was released with corn production forecast at 14.6 billion bushel, down less than 1 percent from last year, with yields expected to average 178.4 bpa up 1.8 bpa from last year with estimate of 81.8 million acres to harvest. Soybeans were forecast at 4.59 billion bushels, up 4 percent from last ...



[Live Cattle Settlements](#) [Feeder Cattle Settlements](#) Friday

**CHICAGO MERCANTILE EXCHANGE LIVESTOCK FUTURES SETTLEMENT**

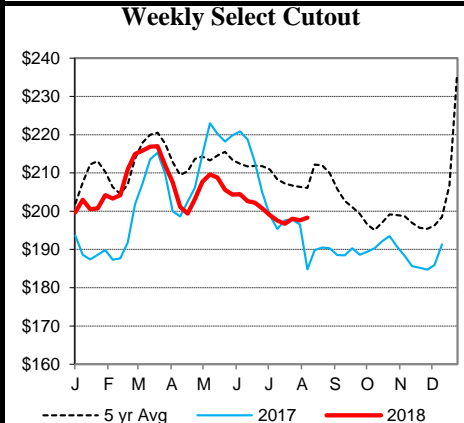
Live Cattle			Feeder Cattle		
		Change			Change
Aug	108.25	Unch	Aug	149.90	0.55
Oct	109.25	0.20	Sep	149.52	0.50
Dec	113.10	0.12	Oct	149.47	0.27



[Corn Settlements](#) [Soybean Settlements](#) Friday

**CHICAGO BOARD OF TRADE GRAIN FUTURES SETTLEMENT**

Corn			Soybeans		
		Change			Change
Sep	3.5775	(0.1150)	Aug	8.4600	(0.4175)
Dec	3.7175	(0.1100)	Sep	8.5750	(0.4225)
Mar	3.8325	(0.1075)	Nov	8.6175	(0.4225)



[KC Wheat](#) [Wheat](#) [Change](#)

**KANSAS CITY BOARD OF TRADE**

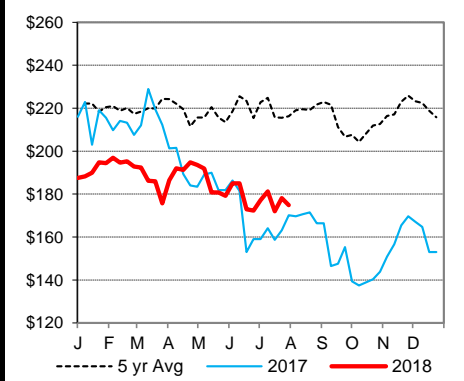
Sep	5.5975	(0.1875)
Dec	5.8500	(0.1925)
Mar	6.0650	(0.1775)

[LM\\_CT100](#) Friday

**5 AREA WKLY ACCUMULATED WTD AVG SLAUGHTER CATTLE PRICE**

	Head Count	Avg Weight	Avg Price
Live Steer	30,517	1,445	111.11
Live Heifer	4,920	1,300	110.88
Dressed Steer	16,835	928	175.89
Dressed Heifer	6,944	820	175.90

**Oklahoma City 400-500 lb Steer Price**



[LM\\_XB403](#) Friday

**DAILY ESTIMATED BOXED BEEF CUTOUT VALUES**

<b>Choice</b>	<b>Select</b>	<b>Choice Cuts</b>	46	loads
<b>600-900#</b>	<b>600-900#</b>	<b>Select Cuts</b>	20	loads
206.61	197.77	<b>Trimming</b>	8	loads
0.55	(0.32)	<b>Grinds</b>	8	loads

[SJ\\_LS710](#) [LN\\_LS142](#)

**ESTD DAILY CATTLE SLAUGHTER** **SLAUGHTER COW MARKET**

Fri/Sat	116,000	52,000	<b>New Holland Sales Stables</b>		
Week Ago (est)	113,000	41,000	Thursday	Pct Lean	Price
Year Ago (act)	113,000	56,000	<b>Breaking</b>	70-80	53.00-58.50
Wk to date (est)	593,000	645,000	<b>Boning</b>	80-85	53.00-58.50
Last Week (est)	585,000	626,000	<b>Lean</b>	85-90	45.00-52.00
Last Year (act)	581,000	636,000	<b>Thursday</b>		
<b>Previous Day Estimated:</b>	<b>Steer and Heifer</b>	96,000			
	<b>Cow and Bull</b>	24,000			