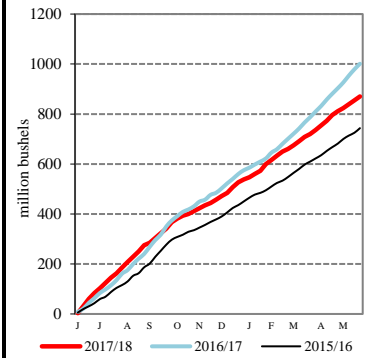


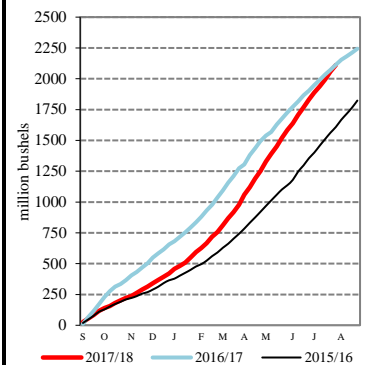
| EXPORT | PRICE (\$/bu) | CHANGE (¢/bu) | BASIS (¢) | | CHANGE |
|----------------------------|-----------------|---------------|-----------|-------------|----------------|
| <u>Atlantic - JO_GR850</u> | | | | | |
| Soybeans | 8.4675 | -42.25 | -15.00 | X | UNCH |
| SRW | N/A | N/A | N/A | | N/A |
| <u>Chicago - GX_GR110</u> | | | | | |
| Corn | 3.2275 - 3.3275 | -11.50 | -35.00 | U to -25.00 | UNCH |
| Soybeans | 8.2175 - 8.3675 | -42.25 | -40.00 | X to -25.00 | UNCH |
| SRW | 5.4075 - 5.4275 | -17.75 | -6.00 | U to -4.00 | UNCH |
| <u>Gulf - JO_GR112</u> | | | | | |
| Corn | 4.1175 - 4.1275 | -11.50 | +54.00 | U to +55.00 | UNCH |
| Soybeans | 8.9175 - 8.9375 | -42.25 | +30.00 | X to +32.00 | UNCH |
| SRW | 5.9675 - 6.0675 | -17.75 | +50.00 | U to +60.00 | UNCH |
| 12 HRW | 6.4475 | -18.75 | | +85.00 | UNCH |
| <u>PNW - JO_GR110</u> | | | | | |
| SWW | 6.12 - 6.28 | UNCH | +65.25 | U to +81.25 | +17.75 |
| Ord HRW | N/A | N/A | N/A | | N/A |
| <u>Toledo - GX_GR111</u> | | | | | |
| Corn | 3.4775 - 3.5475 | -11.50 | -10.00 | U to -3.00 | UNCH |
| Soybeans | 8.4975 - 8.5175 | -42.25 | -12.00 | X to -10.00 | UNCH |
| SRW | 5.5375 - 5.6675 | -17.75 | +7.00 | U to +20.00 | +22.00 to UNCH |

All prices are reported in dollars/bushel, except soybean and corn oil is in cents/lb. and soybean meal is in dollars/ton.

Wheat Inspected for Export

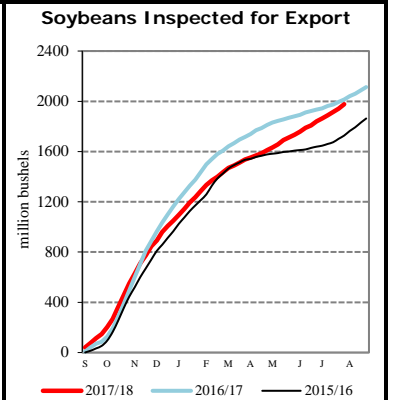


Corn Inspected for Export



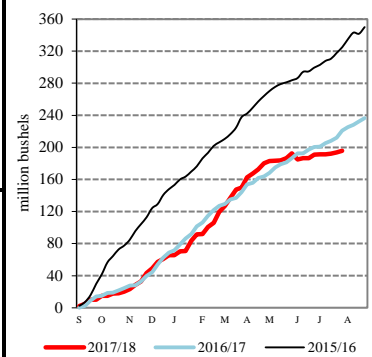
| TERMINAL | PRICE (\$/bu) | CHANGE (¢/bu) | BASIS (¢) | | CHANGE |
|-------------------------------|-----------------|------------------|-----------|-----------------|----------------|
| <u>Kansas City - SJ_GR112</u> | | | | | |
| Corn | 3.53 - 3.54 | -11.00 | -5.00 | U to -4.00 | UNCH |
| Soybeans | 8.27 - 8.32 | -42.00 | -35.00 | X to -30.00 | UNCH |
| Ord HRW | 5.90 | -19.00 | | +30.00 | UNCH |
| <u>Minneapolis - MS_GR110</u> | | | | | |
| 14 DNS/NS Del Chicago | 6.7375 - 6.8375 | -21.00 to -11.00 | +65.00 | U to +75.00 | UNCH to +10.00 |
| Oats | 2.6650 - 3.1350 | -1.00 to -4.00 | | Opt Z to +47.00 | +3.00 to UNCH |
| <u>Omaha - WH_GR110</u> | | | | | |
| Corn | 3.30 - 3.31 | -13.00 | -27.75 | U to -26.75 | -1.50 |
| Soybeans | 7.94 - 7.97 | -42.00 to -47.00 | -67.75 | X to -64.75 | +0.25 to -4.75 |
| <u>Portland - JO_GR111</u> | | | | | |
| 11.5 HRW | N/A | N/A | N/A | | N/A |
| 14 DNS | N/A | N/A | N/A | | N/A |

| RIVER | PRICE (\$/bu) | CHANGE (¢/bu) | BASIS (¢) | | CHANGE |
|---|-----------------|------------------|-----------|-------------|----------------|
| <u>So. Iowa, Mississippi River - MS_GR114</u> | | | | | |
| Corn | 3.1675 - 3.2675 | -11.50 to -6.50 | -41.00 | U to -31.00 | UNCH to +5.00 |
| Soybeans | 7.8975 - 7.9775 | -36.25 to -37.25 | -72.00 | X to -64.00 | +6.00 to +5.00 |
| <u>St. Louis, Mississippi River - JC_GR110</u> | | | | | |
| Corn | 3.6700 | -12.00 to -15.00 | | +9.25 | -0.50 to -3.50 |
| Soybeans | 8.4000 - 8.4200 | -43.00 to -41.00 | -21.75 | X to -19.75 | -0.75 to +1.25 |
| SRW | 5.4200 - 5.4600 | -18.00 | -4.75 | U to -0.75 | -0.25 |
| <u>Memphis, Mississippi River - LR_GR110</u> | | | | | |
| Corn | 3.6375 - 3.6775 | -11.50 to -13.50 | +6.00 | U to +10.00 | UNCH to -2.00 |
| Soybeans | 8.2975 - 8.3375 | -42.25 | -32.00 | X to -28.00 | UNCH |
| SRW | 5.5675 - 5.5875 | -17.75 | +10.00 | U to +12.00 | UNCH |
| <u>Cincinnati, Ohio River - GX_GR114</u> | | | | | |
| Corn | 3.4175 - 3.4775 | -13.50 to -11.50 | -16.00 | U to -10.00 | -2.00 to UNCH |
| Soybeans | 8.1875 - 8.2775 | -42.25 to -37.25 | -43.00 | X to -34.00 | UNCH to +5.00 |
| SRW | 5.2675 - 5.4675 | -17.75 | -20.00 | U to Opt U | UNCH |
| <u>Mt. Vernon, Indiana, Ohio River - GX_GR114</u> | | | | | |
| Corn | 3.4975 - 3.5575 | -13.50 to -11.50 | -8.00 | U to -2.00 | -2.00 to UNCH |
| Soybeans | 8.2875 - 8.4175 | -42.25 to -44.25 | -33.00 | X to -20.00 | UNCH to -2.00 |
| SRW | 5.3975 - 5.4175 | -17.75 | -7.00 | U to -5.00 | UNCH |
| <u>No. Peoria, Illinois River - GX_GR112</u> | | | | | |
| Corn | 3.2475 - 3.3075 | -9.50 to -8.50 | -33.00 | U to -27.00 | +2.00 to +3.00 |
| Soybeans | 7.9875 - 8.0075 | -39.25 to -41.25 | -63.00 | X to -61.00 | +3.00 to +1.00 |



| PROCESSOR | PRICE | CHANGE | BASIS | | CHANGE |
|-----------------------|-----------------|----------------|---------|-------------|--------|
| <u>Central IL</u> | | | | | |
| <u>Corn</u> | 3.2775 - 3.4275 | -11.50 | -30.00 | U to -15.00 | UNCH |
| <u>Soybeans</u> | 8.1975 - 8.4375 | -42.25 | -42.00 | X to -18.00 | UNCH |
| Crude SB Oil | 26.35 - 27.60 | -0.45 | -175.00 | U to -50.00 | UNCH |
| 48 SB Meal | 330.70 - 332.70 | -11.05 | +9.00 | U to +11.00 | UNCH |
| Crude Corn Oil - Rail | 27.00 - 27.50 | -0.10 to +0.40 | N/A | | N/A |

Sorghum Inspected for Export



| FUTURES | | PRICE | CHANGE | PRICE | CHANGE | | |
|-----------|-----------------|----------|--------|--------|----------|--------|--------|
| CME Group | Corn | U Sep 18 | 3.5775 | -11.50 | Z Dec 18 | 3.7175 | -11.00 |
| | Soybeans | Q Aug 18 | 8.4600 | -41.75 | U Sep 18 | 8.5075 | -42.25 |
| | Wheat (SRW) | U Sep 18 | 5.4675 | -17.75 | Z Dec 18 | 5.6950 | -17.00 |
| | Oats | U Sep 18 | 2.5675 | -4.75 | Z Dec 18 | 2.6650 | -4.25 |
| MGEX | HRS Wheat (DNS) | U Sep 18 | 6.0875 | -21.00 | Z Dec 18 | 6.2600 | -21.00 |
| KCBOT | HRW Wheat | U Sep 18 | 5.5975 | -18.75 | Z Dec 18 | 5.8500 | -19.25 |

USDA Livestock, Poultry & Grain Market News
 210 Walnut Street, Room 767
 Des Moines, Iowa 50309
 Phone: 515-284-4460
 Email: Desm.LPGMN@ams.usda.gov
www.ams.usda.gov/LPSMarketNewsPage