

[LM XB403](#)

DAILY ESTIMATED CUTOUT VALUES

	Choice	Select	Choice/Select Spread
	<u>600-900#</u>	<u>600-900#</u>	
Cutout Values	206.61	197.77	8.84
Change from Prior Day	0.55	(0.32)	
Primal Rib	339.73	298.52	
Primal Chuck	170.99	169.38	
Primal Round	162.16	163.88	
Primal Loin	268.27	251.46	
Primal Brisket	168.36	162.83	
Primal Short Plate	159.01	159.01	
Primal Flank	130.94	124.90	

Load Count:	
Total	83
Choice	46
Select	20
Trimming	8
Grinds	8

Fresh 50% Trimmings 4 Loads @ 87.61

[NW LS441](#)

USDA BY-PRODUCT DROP VALUE (STEER) - DAILY

9.23 Change: (0.02)

[LM CT100](#)

5 AREA WEEKLY ACCUMULATED WEIGHTED AVG CATTLE PRICE

<i>As of 10:00 am</i>	<u>Head Count</u>	<u>Avg Weight</u>	<u>Avg Price</u>
Live Steer	30,517	1,445	111.11
Live Heifer	4,920	1,300	110.88
Dressed Steer	16,835	928	175.89
Dressed Heifer	6,944	820	175.90

[SJ LS710](#)

ESTIMATED DAILY CATTLE SLAUGHTER

		Saturday
Today (est)	116,000	52,000
Week Ago (est)	113,000	41,000
Year Ago (act)	113,000	56,000
Week to Date	593,000	645,000
Same Period Last Week	585,000	626,000
Same Period Last Year	581,000	636,000
Previous Day Estimated	Steer and Heifer 96,000	
	Cow and Bull 24,000	

[SJ LS712](#)

BEEF PRODUCTION	8/11/2018	Last Week	Last Year
	(Estimate)	(Estimate)	(Actual)
Slaughter	645,000	626,000	636,000
Live Weights	1331	1332	1345
Dressed Weights	809	809	818
Beef Production (millions of pounds)	521.0	505.5	519.4

[NW LS410](#)

USDA BEEF CARCASS PRICE EQUIVALENT INDEX VALUE

	Choice	Select	Dressing percent:	
	<u>600-900#</u>	<u>600-900#</u>	<u>Steer</u>	<u>Heifer</u>
Change	181.85	173.35	63.42	63.37
	(0.26)	(0.69)		

[LM XB405](#)

USDA NATIONAL CUTTER COW CARCASS CUTOUT

168.61 (0.63) 90% lean: 211.60

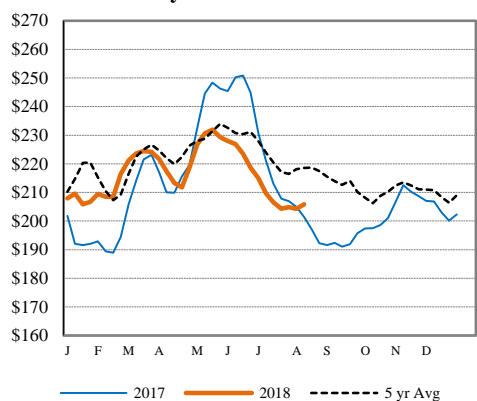
[CME LIVE CATTLE](#)

	<u>High</u>	<u>Low</u>	<u>Close</u>	<u>Change</u>
AUG	108.73	107.15	108.25	UNCH
OCT	109.55	108.20	109.25	0.20
DEC	113.50	112.18	113.10	0.12

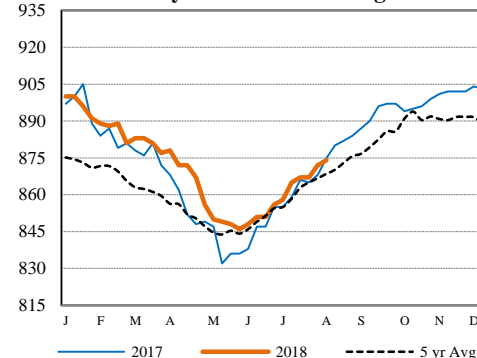
[CME FEEDER CATTLE](#)

	<u>High</u>	<u>Low</u>	<u>Close</u>	<u>Change</u>
AUG	150.40	148.45	149.90	0.55
SEP	149.70	147.70	149.53	0.50
OCT	149.75	147.93	149.48	0.27

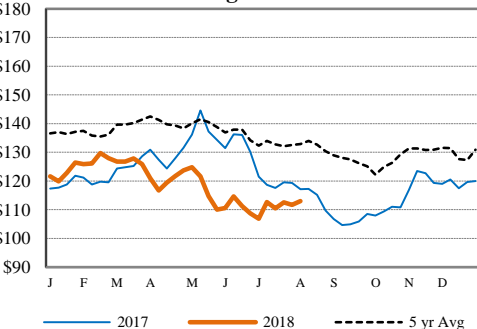
Weekly Choice Cutout



Weekly Steer Dressed Weights



5 Area Weekly Wtd Avg Steer Price



Weekly Ch/Se Spread

