

[LM XB403](#)

DAILY ESTIMATED CUTOUT VALUES

	Choice <u>600-900#</u>	Select <u>600-900#</u>	Choice/Select Spread
Cutout Values	206.06	198.09	
Change from Prior Day	0.33	(0.77)	

	High	Low	Close	Change
Primal Rib	338.57	301.02		
Primal Chuck	171.38	169.33		
Primal Round	162.08	163.23		
Primal Loin	267.75	254.10		
Primal Brisket	162.20	155.89		
Primal Short Plate	158.57	158.57		
Primal Flank	128.61	124.83		

Fresh 50% Trimmings 18 Loads @ 82.07

[NW LS441](#)

USDA BY-PRODUCT DROP VALUE (STEER) - DAILY

9.25 Change: (0.02)

[LM CT100](#)

5 AREA WEEKLY ACCUMULATED WEIGHTED AVG CATTLE PRICE

<i>As of 10:00 am</i>	Head Count	Avg Weight	Avg Price
Live Steer	5,693	1,402	112.16
Live Heifer	1,171	1,311	110.85
Dressed Steer	2,815	935	178.59
Dressed Heifer	1,446	832	178.55

[SJ LS710](#)

ESTIMATED DAILY CATTLE SLAUGHTER

Today (est)	120,000
Week Ago (est)	120,000
Year Ago (act)	117,000
Week to Date	477,000
Same Period Last Week	472,000
Same Period Last Year	468,000
Previous Day Estimated	Steer and Heifer 95,000 Cow and Bull 25,000

[SJ LS712](#)

	8/4/2018	Last Week	Last Year
BEEF PRODUCTION	(Estimate)	(Estimate)	(Actual)
Slaughter	626,000	640,000	360,000
Live Weights	1332	1330	1339
Dressed Weights	209	807	816
Beef Production (millions of pounds)	505.5	515.8	512.9

[NW LS410](#)

USDA BEEF CARCASS PRICE EQUIVALENT INDEX VALUE

	Choice <u>600-900#</u>	Select <u>600-900#</u>	Dressing percent:	
			Steer	Heifer
Change	182.11	174.04	63.32	63.24
	0.20	(0.35)		

[LM XB405](#)

USDA NATIONAL CUTTER COW CARCASS CUTOUT

169.24 1.27 **90% lean:** 212.53

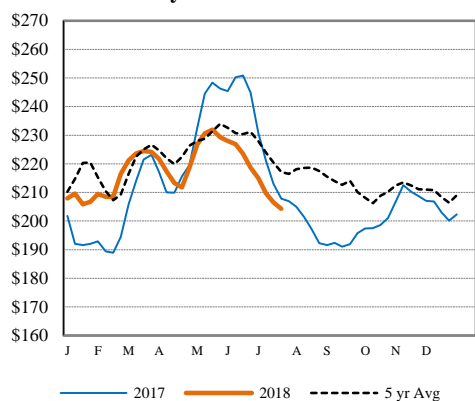
[CME LIVE CATTLE](#)

	High	Low	Close	Change
AUG	109.78	107.98	108.25	(-1.57)
OCT	111.00	108.63	109.05	(-1.90)
DEC	114.60	112.58	112.98	(-1.50)

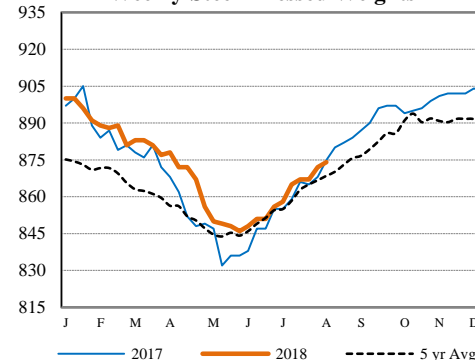
[CME FEEDER CATTLE](#)

	High	Low	Close	Change
AUG	150.93	148.40	149.35	(-1.30)
SEP	150.18	147.53	149.03	(-0.72)
OCT	150.25	147.65	149.20	(-0.77)

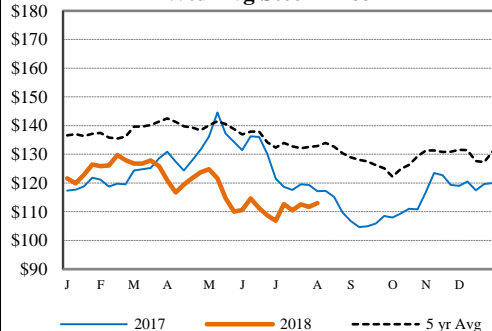
Weekly Choice Cutout



Weekly Steer Dressed Weights



5 Area Weekly Wtd Avg Steer Price



Weekly Ch/Se Spread

