

[LM XB403](#)

DAILY ESTIMATED CUTOUT VALUES

	Choice <u>600-900#</u>	Select <u>600-900#</u>	Choice/Select Spread
Cutout Values	206.58	197.01	
Change from Prior Day	(0.86)	(0.13)	

	Load Count:	
Primal Rib	325.11	297.96
Primal Chuck	165.83	162.55
Primal Round	163.64	164.07
Primal Loin	287.44	261.71
Primal Brisket	157.78	157.85
Primal Short Plate	154.92	154.92
Primal Flank	118.04	114.02
	Total	126
	Choice	80
	Select	19
	Trimming	7
	Grinds	19

Fresh 50% Trimmings 6 Loads @ 67.66

[NW LS441](#)

USDA BY-PRODUCT DROP VALUE (STEER) - DAILY

9.57 Change: 0.11

[LM CT100](#)

5 AREA WEEKLY ACCUMULATED WEIGHTED AVG CATTLE PRICE

<i>As of 10:00 am</i>	Head Count	Avg Weight	Avg Price
Live Steer	0		
Live Heifer	80	1,200	110.00
Dressed Steer	1,907	880	174.88
Dressed Heifer	1,448	800	174.83

[SJ LS710](#)

ESTIMATED DAILY CATTLE SLAUGHTER

Today (est)	120,000
Week Ago (est)	120,000
Year Ago (act)	118,000
Week to Date	479,000
Same Period Last Week	355,000
Same Period Last Year	471,000
Previous Day Estimated	Steer and Heifer 95,000
	Cow and Bull 25,000

[SJ LS712](#)

BEEF PRODUCTION	7/7/2018	Last Week	Last Year
	(Estimate)	(Estimate)	(Actual)
Slaughter	562,000	646,000	547,000
Live Weights	1322	1318	1334
Dressed Weights	802	799	811
Beef Production (millions of pounds)	449.5	514.9	443.0

[NW LS410](#)

USDA BEEF CARCASS PRICE EQUIVALENT INDEX VALUE

	Choice <u>600-900#</u>	Select <u>600-900#</u>	Dressing percent:	
			Steer	Heifer
Change	182.55	171.97	62.96	62.95
	(0.57)	(0.20)		

[LM XB405](#)

USDA NATIONAL CUTTER COW CARCASS CUTOUT

176.78 Change 1.22 90% lean: 221.98

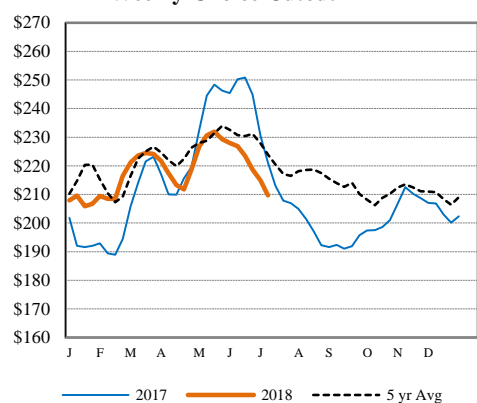
[CME LIVE CATTLE](#)

	High	Low	Close	Change
AUG	106.08	104.18	105.03	1.17
OCT	108.55	106.70	107.60	1.35
DEC	112.28	110.98	111.58	0.90

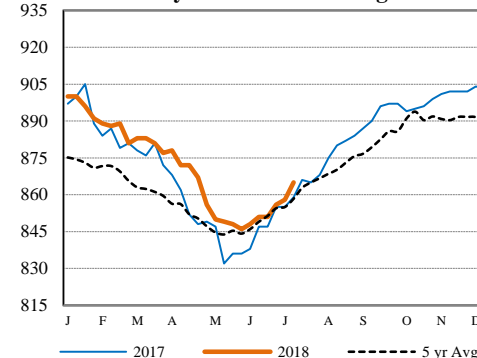
[CME FEEDER CATTLE](#)

	High	Low	Close	Change
AUG	151.68	149.83	151.03	1.62
SEP	151.48	149.95	150.98	1.55
OCT	152.13	150.15	151.28	1.32

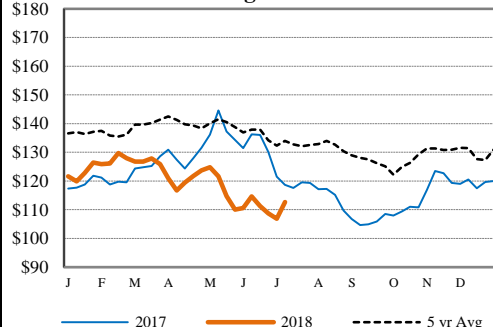
Weekly Choice Cutout



Weekly Steer Dressed Weights



5 Area Weekly Wtd Avg Steer Price



Weekly Ch/Se Spread

