

[LM XB403](#)

DAILY ESTIMATED CUTOUT VALUES

	Choice <u>600-900#</u>	Select <u>600-900#</u>	Choice/Select Spread 10.30
Cutout Values	207.44	197.14	
Change from Prior Day	0.12	(1.25)	
Primal Rib	327.92	300.88	Load Count: Total 144 Choice 59 Select 29 Trimming 19 Grinds 37
Primal Chuck	166.00	162.36	
Primal Round	162.87	162.61	
Primal Loin	289.81	262.38	
Primal Brisket	158.08	157.35	
Primal Short Plate	155.49	155.49	
Primal Flank	121.08	114.64	

Fresh 50% Trimmings 19 Loads @ 67.38

[NW LS441](#)

USDA BY-PRODUCT DROP VALUE (STEER) - DAILY

9.46 Change: (0.03)

[LM CT100](#)

5 AREA WEEKLY ACCUMULATED WEIGHTED AVG CATTLE PRICE

As of 10:00 am	<u>Head Count</u>	<u>Avg Weight</u>	<u>Avg Price</u>
Live Steer	0		
Live Heifer	0		
Dressed Steer	145	887	175.00
Dressed Heifer	0		

[SJ LS710](#)

ESTIMATED DAILY CATTLE SLAUGHTER

Today (est)	120,000
Week Ago (est)	1,000
Year Ago (act)	116,000
Week to Date	359,000
Same Period Last Week	235,000
Same Period Last Year	353,000
Previous Day Estimated	Steer and Heifer 95,000 Cow and Bull 25,000

[SJ LS712](#)

	7/7/2018	Last Week	Last Year
BEEF PRODUCTION	(Estimate)	(Estimate)	(Actual)
Slaughter	562,000	646,000	547,000
Live Weights	1322	1318	1334
Dressed Weights	802	799	811
Beef Production (millions of pounds)	449.5	514.9	443.0

[NW LS410](#)

USDA BEEF CARCASS PRICE EQUIVALENT INDEX VALUE

	Choice <u>600-900#</u>	Select <u>600-900#</u>	Dressing percent:	
			<u>Steer</u>	<u>Heifer</u>
	183.12	172.17	62.95	62.93
Change	0.08	(0.60)		

[LM XB405](#)

USDA NATIONAL CUTTER COW CARCASS CUTOUT

175.56 Change (0.18) 90% lean: 219.46

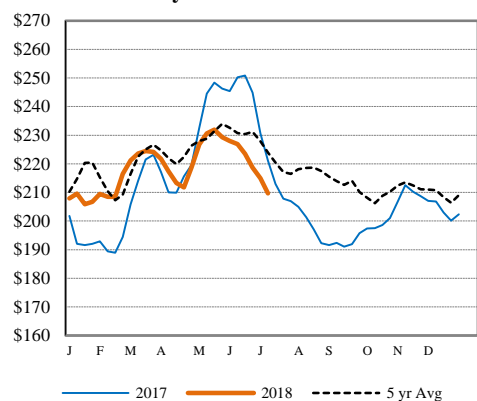
[CME LIVE CATTLE](#)

	<u>High</u>	<u>Low</u>	<u>Close</u>	<u>Change</u>
AUG	105.50	102.70	103.85	(-1.60)
OCT	107.98	105.48	106.25	(-1.58)
DEC	112.28	109.80	110.68	(-1.60)

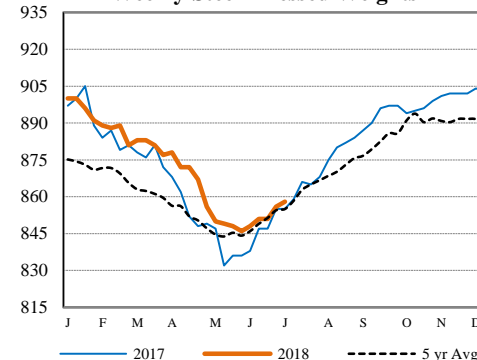
[CME FEEDER CATTLE](#)

	<u>High</u>	<u>Low</u>	<u>Close</u>	<u>Change</u>
AUG	151.90	147.83	149.40	(-2.45)
SEP	152.00	147.75	149.43	(-2.63)
OCT	152.05	148.23	149.95	(-2.20)

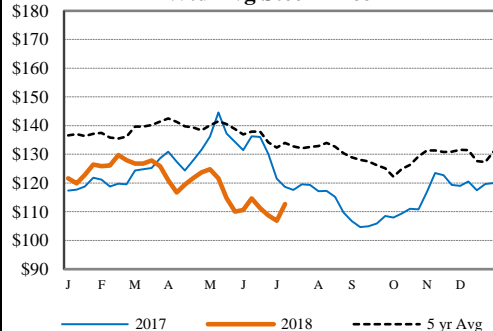
Weekly Choice Cutout



Weekly Steer Dressed Weights



5 Area Weekly Wtd Avg Steer Price



Weekly Ch/Se Spread

